

United States Patent [19]

Villanueva

[11] Patent Number: **Des. 276,212**

[45] Date of Patent: **** Nov. 6, 1984**

[54] **MOUNTING CLIP**

[76] Inventor: **Jesus R. Villanueva**, 8015 Marion Dr., Justice, Ill. 60458

[**] Term: **14 Years**

[21] Appl. No.: **400,102**

[22] Filed: **Jul. 20, 1982**

[52] U.S. Cl. **D8/373; D6/553; D8/396**

[58] Field of Search **D8/373, 394-396; D6/125; 211/60 R, 87, 65, 60 A; 248/300, 539, 540, 541, 205 A**

[56] **References Cited**

U.S. PATENT DOCUMENTS

240,736	4/1881	Leads	248/65
D. 270,797	10/1983	Marleau	D6/125
1,329,394	2/1920	Fry et al.	248/539
2,200,435	5/1940	Thrasher	248/539

3,178,138	4/1965	Hessdoerfeu	248/539
3,191,805	6/1965	Stanley	248/205 A
4,062,450	12/1977	Carter	D6/125

Primary Examiner—B. J. Bullock
Attorney, Agent, or Firm—Fitch, Even, Tabin & Flannery

[57] **CLAIM**

The ornamental design for a mounting clip, as shown and described.

DESCRIPTION

FIG. 1 is a front view of a mounting clip showing my new design, in its flattened inoperative condition; FIG. 2 is a side view thereof. FIG. 3 is a top view thereof. FIG. 4 is a rear view thereof. FIG. 5 is a perspective view thereof, in its folded, operative condition. The broken line representation of a pole and a flat sign in FIG. 5 are for purposes of illustration only.

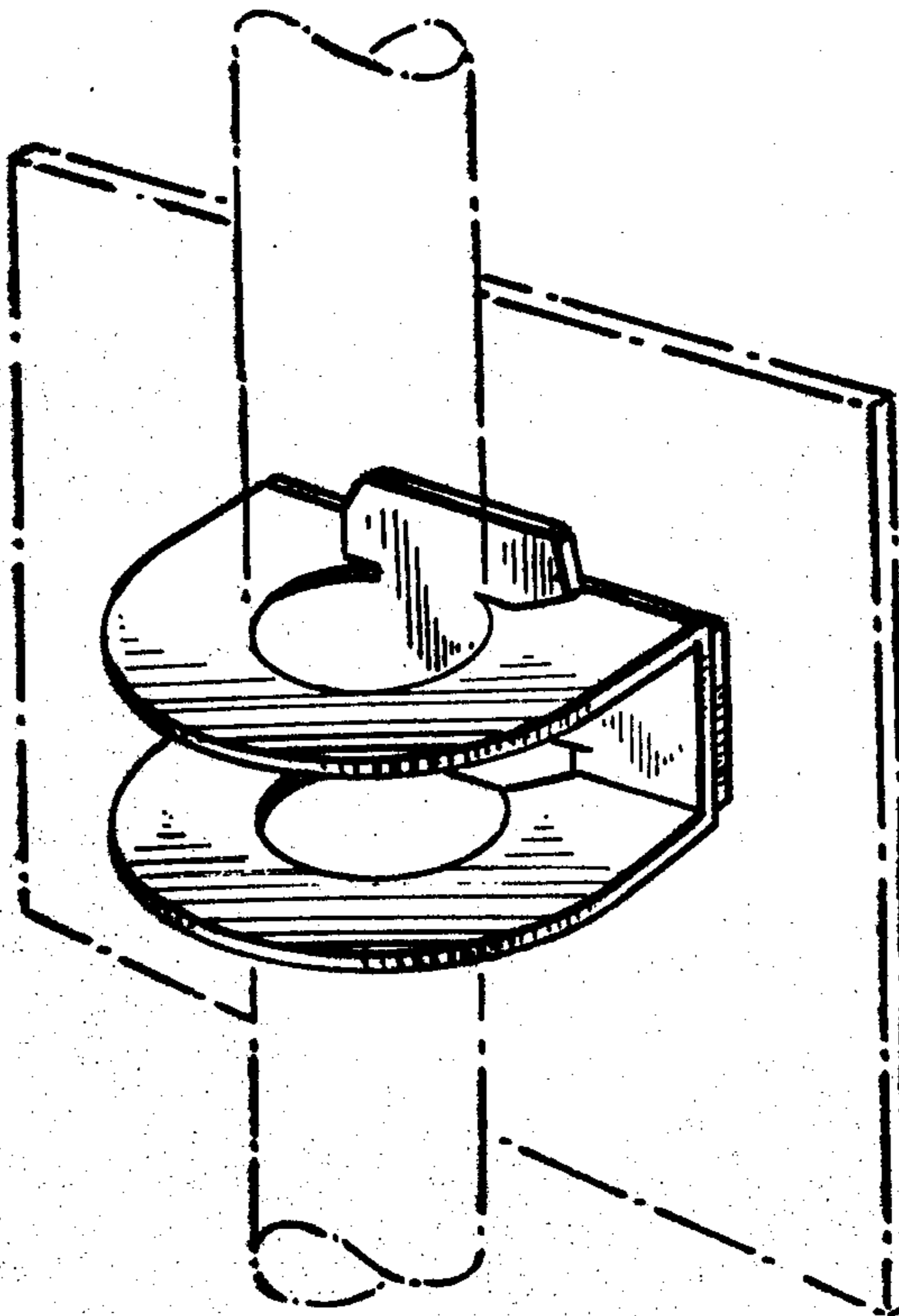


FIG. 1.

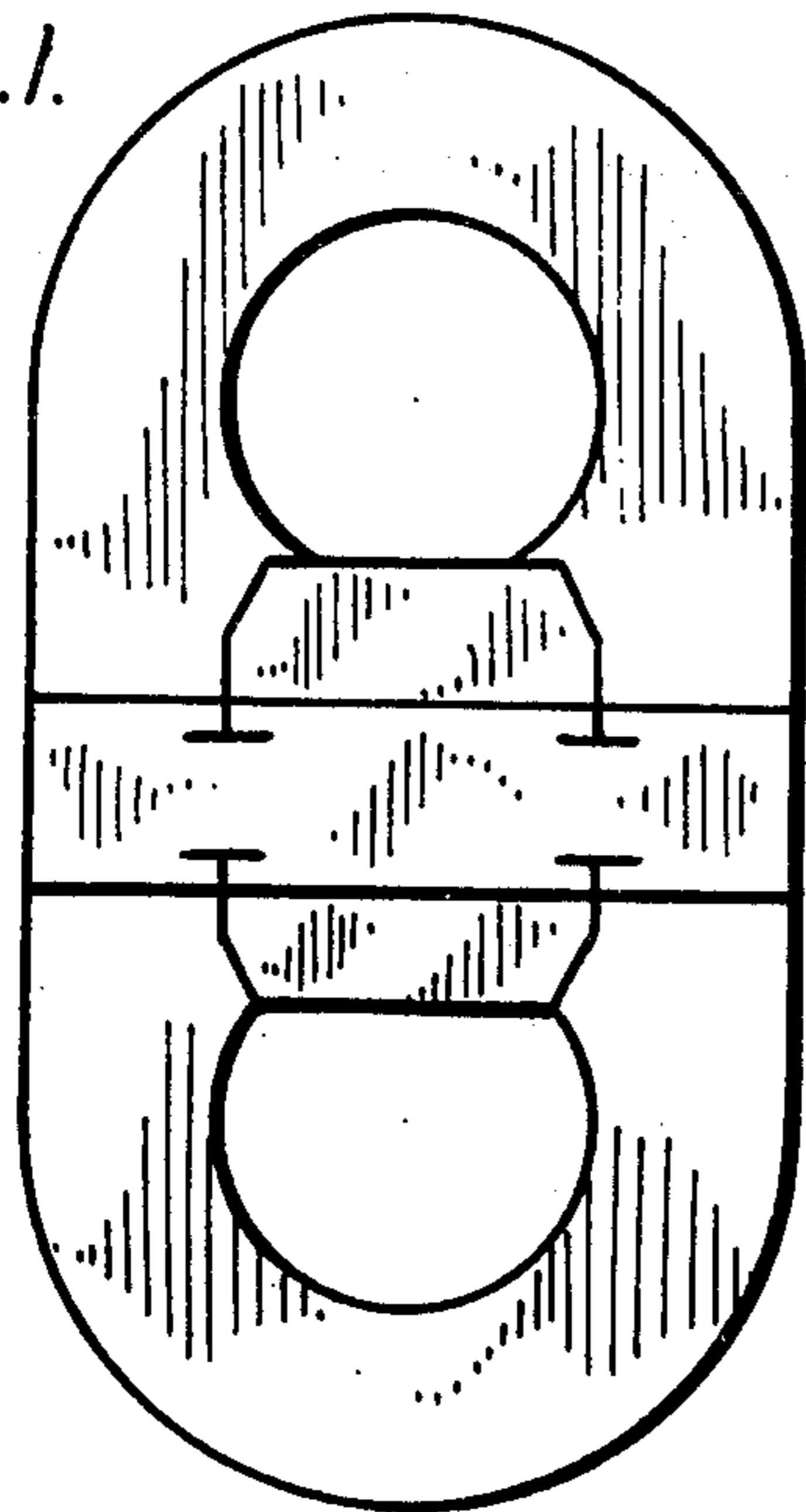


FIG. 2.



FIG. 3.

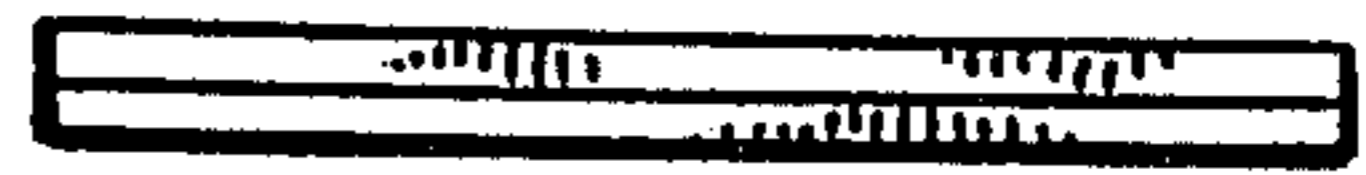


FIG. 4.

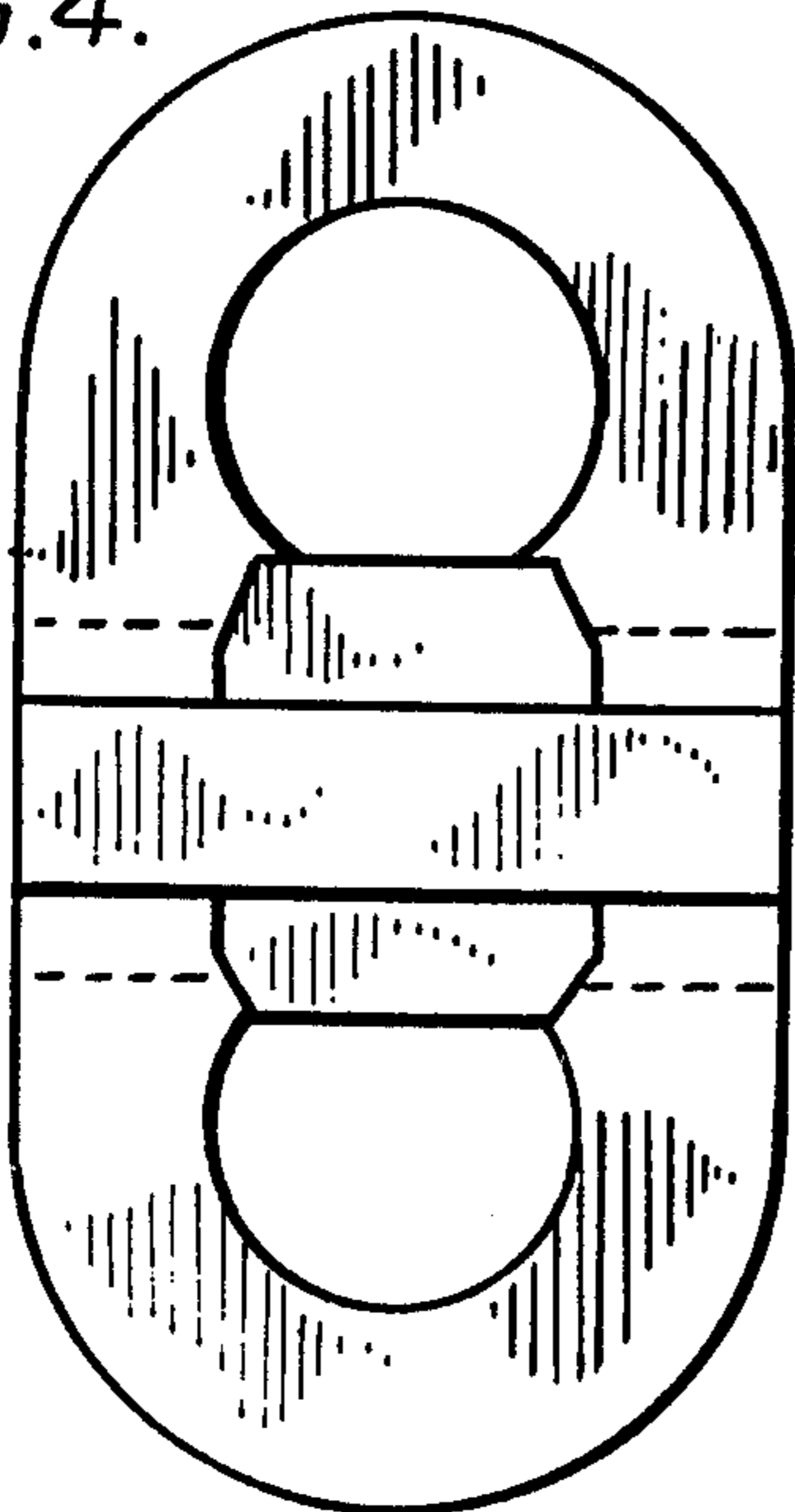


FIG. 5.

