

[54] **RACK FOR A WALL-MOUNTED TELEPHONE**

[75] Inventor: **Yaffa Licari, Elberon, N.J.**

[73] Assignee: **Basic Line, Inc., Cliffwood Beach, N.J.**

[\*\*] Term: **14 Years**

[21] Appl. No.: **339,492**

[22] Filed: **Jan. 15, 1982**

[52] U.S. Cl. .... **D6/555; D10/3; D14/65; D19/22; D19/23; D19/87**

[58] Field of Search ..... **D6/86, 114, 130, 131, D6/132, 136; D14/65, 61; D19/20-23, 86, 87; 108/25, 28, 30, 152; 211/87, 88, 90, 99; D10/2, 3; 248/441 B**

[56] **References Cited**

**U.S. PATENT DOCUMENTS**

D. 87,591	8/1932	Paff .	
D. 148,464	1/1948	Goldman .	
D. 149,358	4/1948	Tapley .	
D. 184,866	4/1959	Gassaway .	
D. 203,954	3/1966	Aro .	
D. 206,233	11/1966	Hoth .	
D. 211,218	5/1968	Gafford .	
D. 226,322	2/1973	Wills .	
D. 228,854	10/1973	Maurer-Becker .....	D6/131
D. 231,293	4/1974	Cosolito .....	D6/114
D. 232,792	9/1974	Fry .....	D6/130
D. 233,289	10/1974	Barone .....	D6/130
D. 242,098	11/1976	Leopold .	
D. 267,842	2/1983	Brescia et al. ....	D6/116
489,603	1/1893	Davidson .	
621,054	3/1899	Forrest .	
633,432	9/1899	Dodd .	
639,826	12/1899	Richardson .	
726,488	4/1903	Van Riper .	
778,448	12/1904	Currier .	
868,083	10/1907	George et al. .	
929,461	7/1909	Munn .	
1,835,037	12/1931	Gillum .	

1,983,443	12/1934	Duceska et al. .	
2,355,506	8/1944	Brooksbank .	
2,714,781	8/1955	Jouban .	
2,878,324	3/1959	Guerrero .	
2,885,088	5/1959	Miskin .	
2,900,087	8/1959	Dmochowski .	
2,973,411	2/1961	Ingrao .	
3,084,473	4/1963	Castro .....	281/15 B
3,085,134	4/1963	Bissonnette et al. .	
3,166,288	1/1965	Eisenberg .	
3,209,085	9/1965	Farina .	
3,266,819	8/1966	Huff .	
3,410,513	11/1968	Wolf .	
3,843,166	10/1974	Barone .	
3,845,252	10/1974	Wooters .	
4,362,248	12/1982	Vilanova .....	211/13

**OTHER PUBLICATIONS**

"House Beautiful"; 10/73; p. 218, Teladesk.  
Greyhound Gift House Cat.; ©1974; p. 30; Wall Telephone Caddy 393.

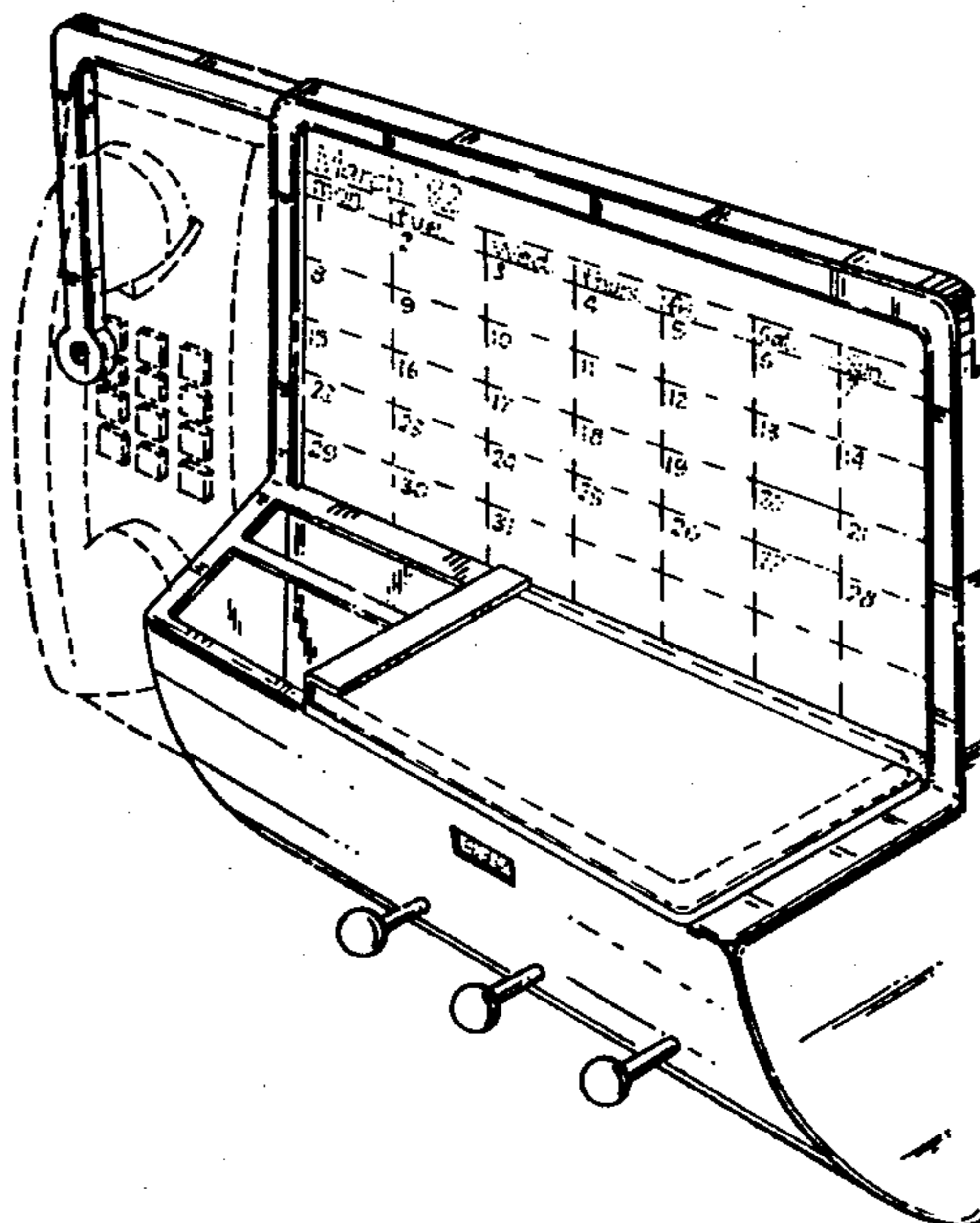
*Primary Examiner*—B. J. Bullock  
*Attorney, Agent, or Firm*—Lerner, David, Littenberg, Krumholz & Mentlik

[57] **CLAIM**

The ornamental design for a rack for a wall-mounted telephone, as shown and described.

**DESCRIPTION**

FIG. 1 is a perspective view of a rack for wall mounted telephone, showing my new design, the telephone, calendar, pad and digital numerals being shown in broken lines for illustrative purposes only;  
FIG. 2 is a front elevational view thereof;  
FIG. 3 is a side elevational view taken from the left of FIG. 1;  
FIG. 4 is a rear elevational view thereof;  
FIG. 5 is a side elevational view taken from the right of FIG. 1;  
FIG. 6 is a top plan view thereof;  
FIG. 7 is a bottom plan view thereof.



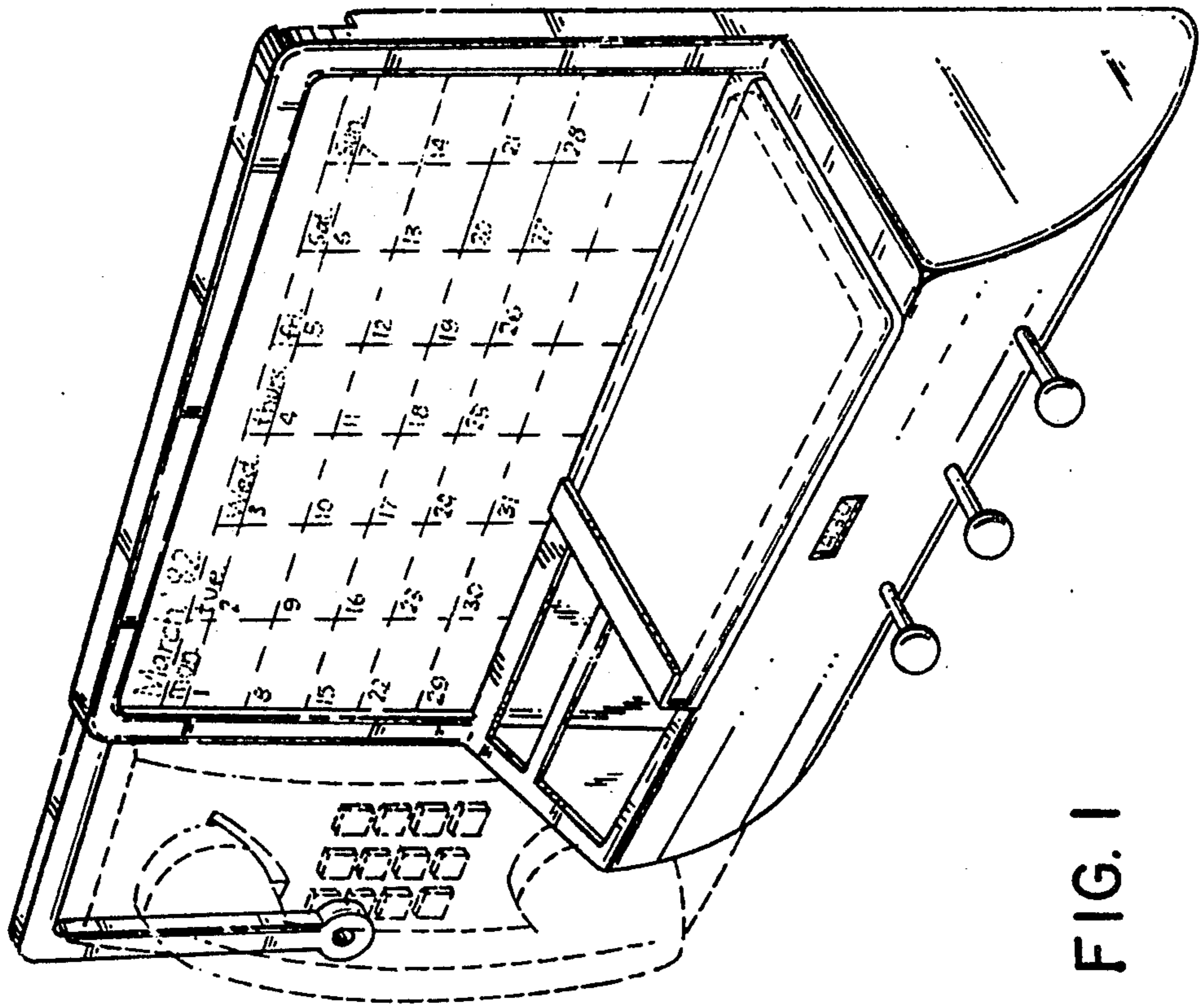


FIG. 1

FIG. 2

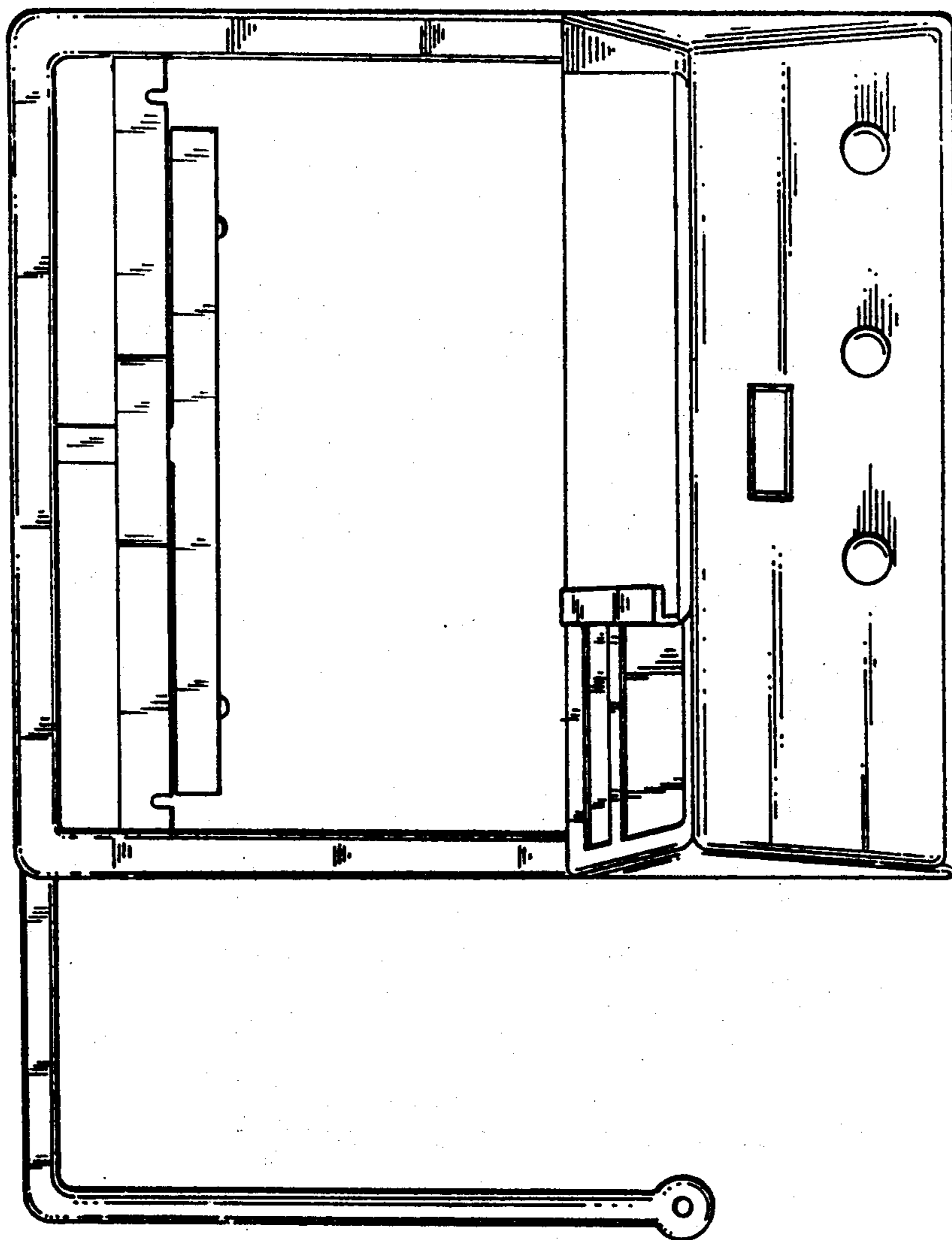


FIG. 3

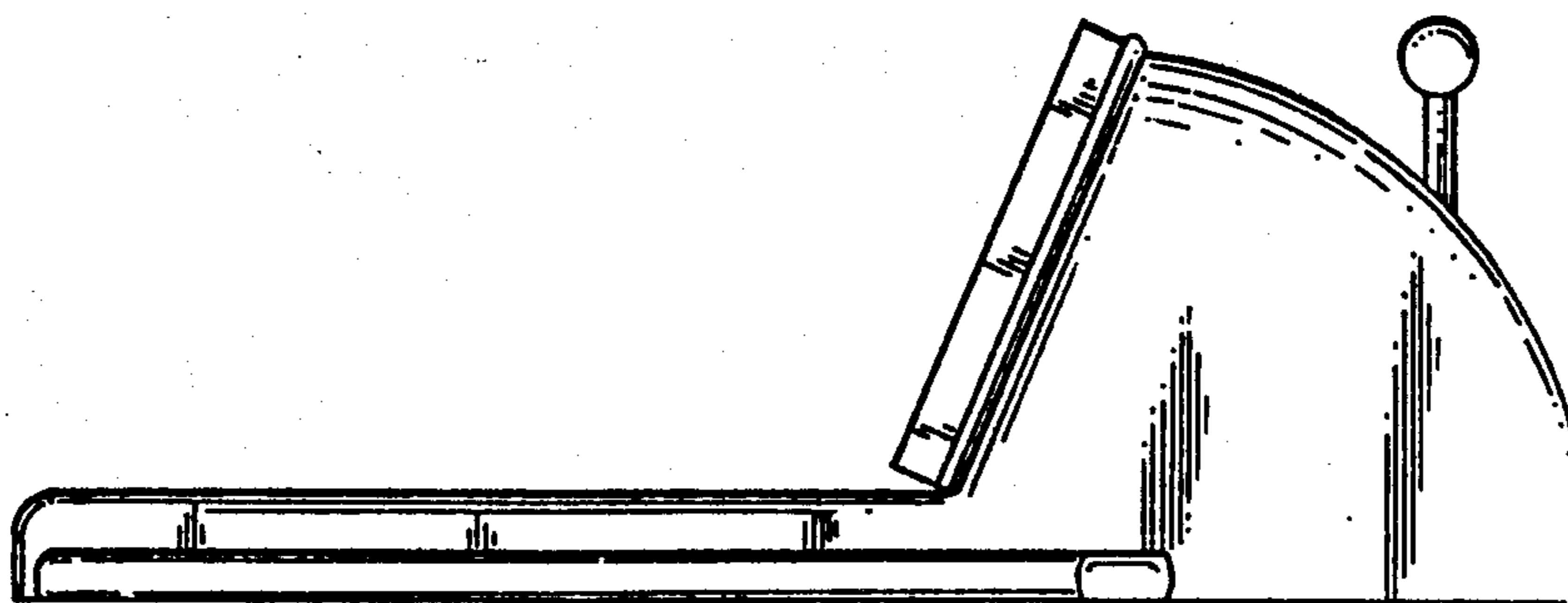


FIG. 4

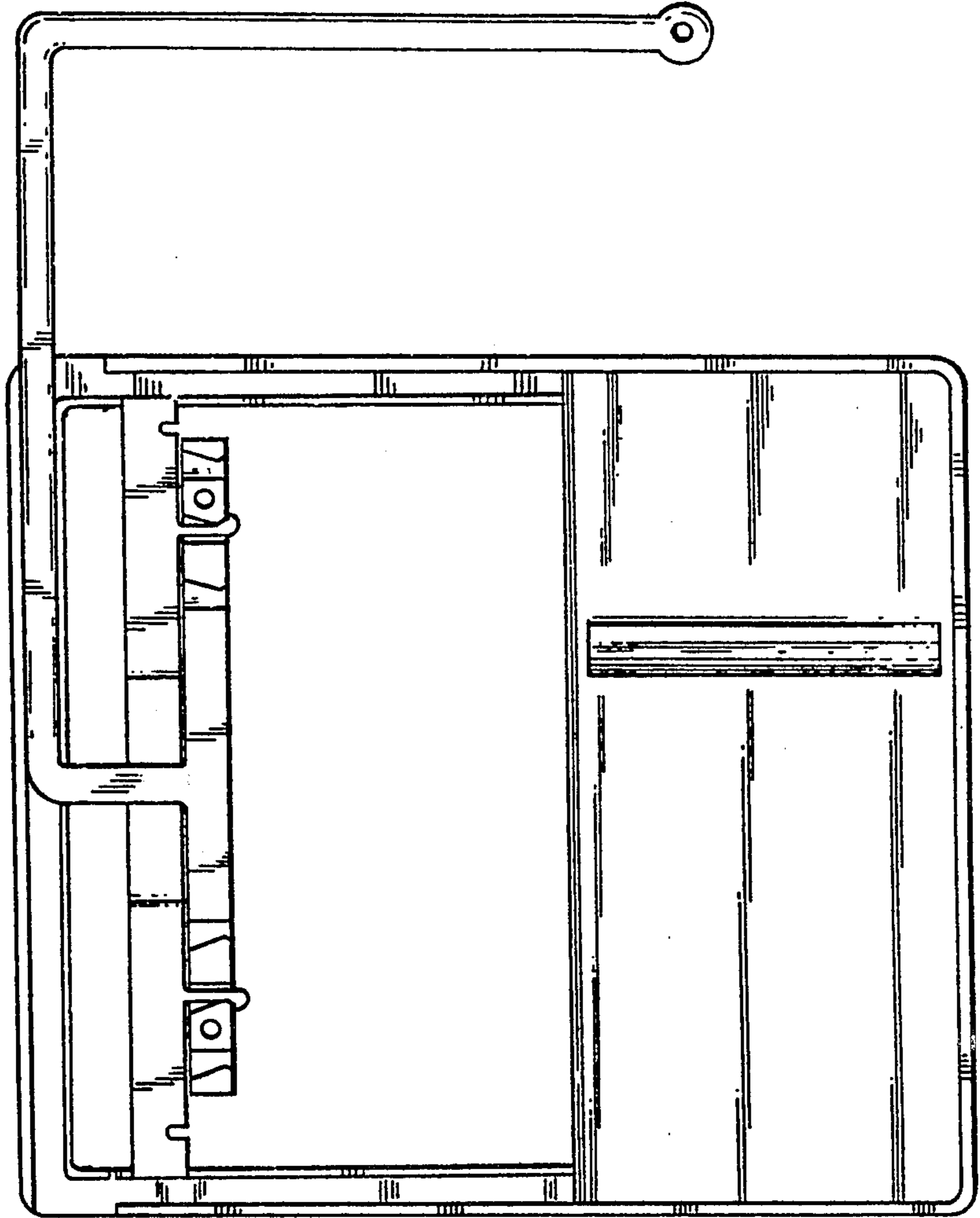


FIG. 5

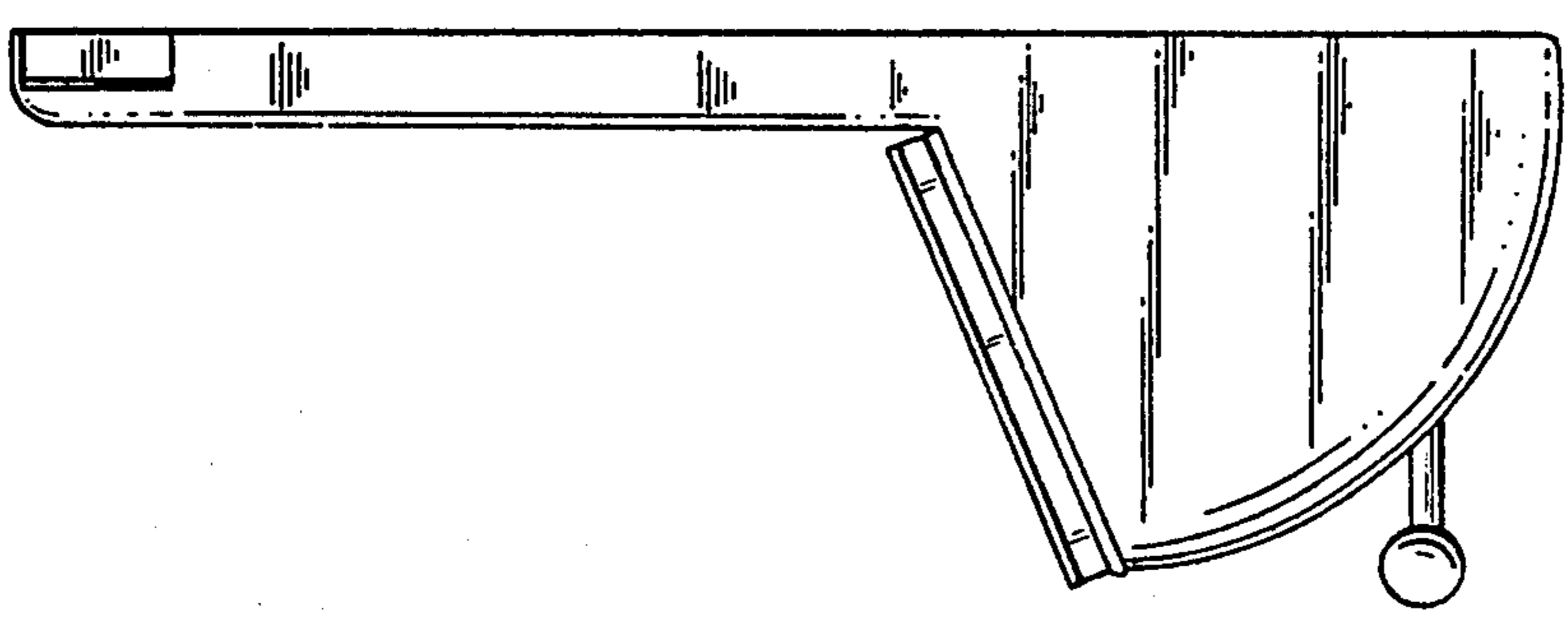


FIG. 6

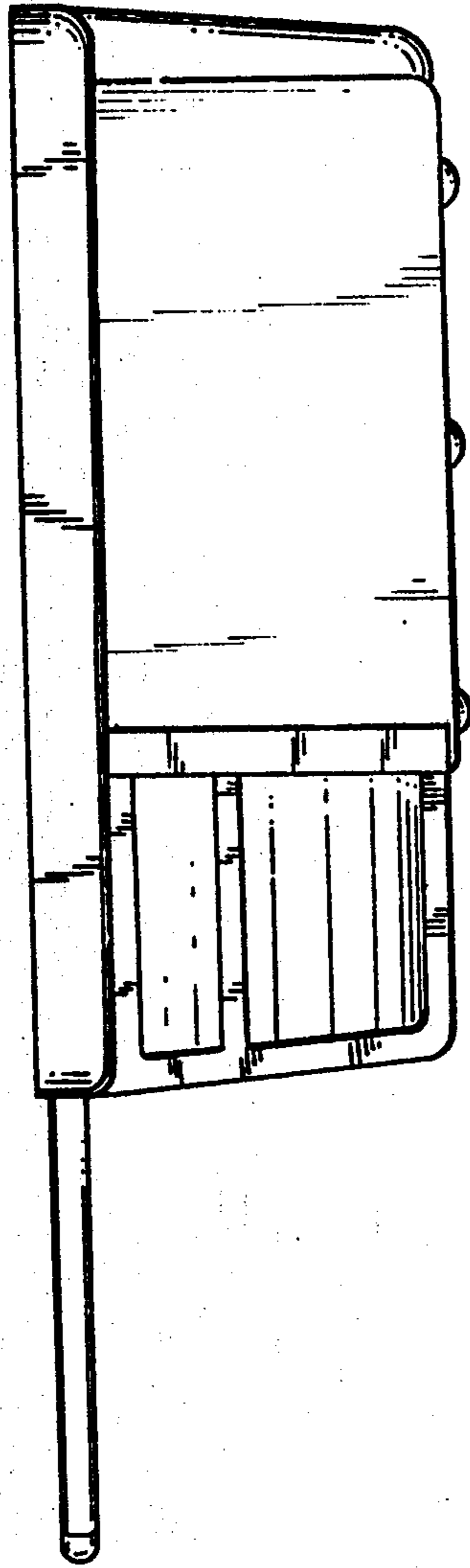


FIG. 7

