

[54] **GUN RACK**
[76] **Inventor: John B. Padgett, Box 91, Stockton, Ala. 36579**
[**] **Term: 14 Years**
[21] **Appl. No.: 553,304**
[22] **Filed: Nov. 18, 1983**

2,710,100 6/1955 Vermillion 211/64
2,946,452 7/1960 Caloeiro et al. .
2,958,423 11/1960 Caloeiro et al. .
3,180,494 4/1965 Levy 211/64
3,291,317 12/1966 Bowen 211/64

Primary Examiner—B. J. Bullock
Attorney, Agent, or Firm—Cushman, Darby & Cushman

Related U.S. Application Data

[62] Division of Ser. No. 317,526, Nov. 2, 1981.
[52] **U.S. Cl. D3/38; D6/559; D6/552**
[58] **Field of Search D6/114, 125, 151, 154, D6/127, 129; 211/13, 60 R, 64, 87; 312/330 R; D11/133; D22/6**

[57] **CLAIM**

The ornamental design for a gun rack, as shown and described.

DESCRIPTION

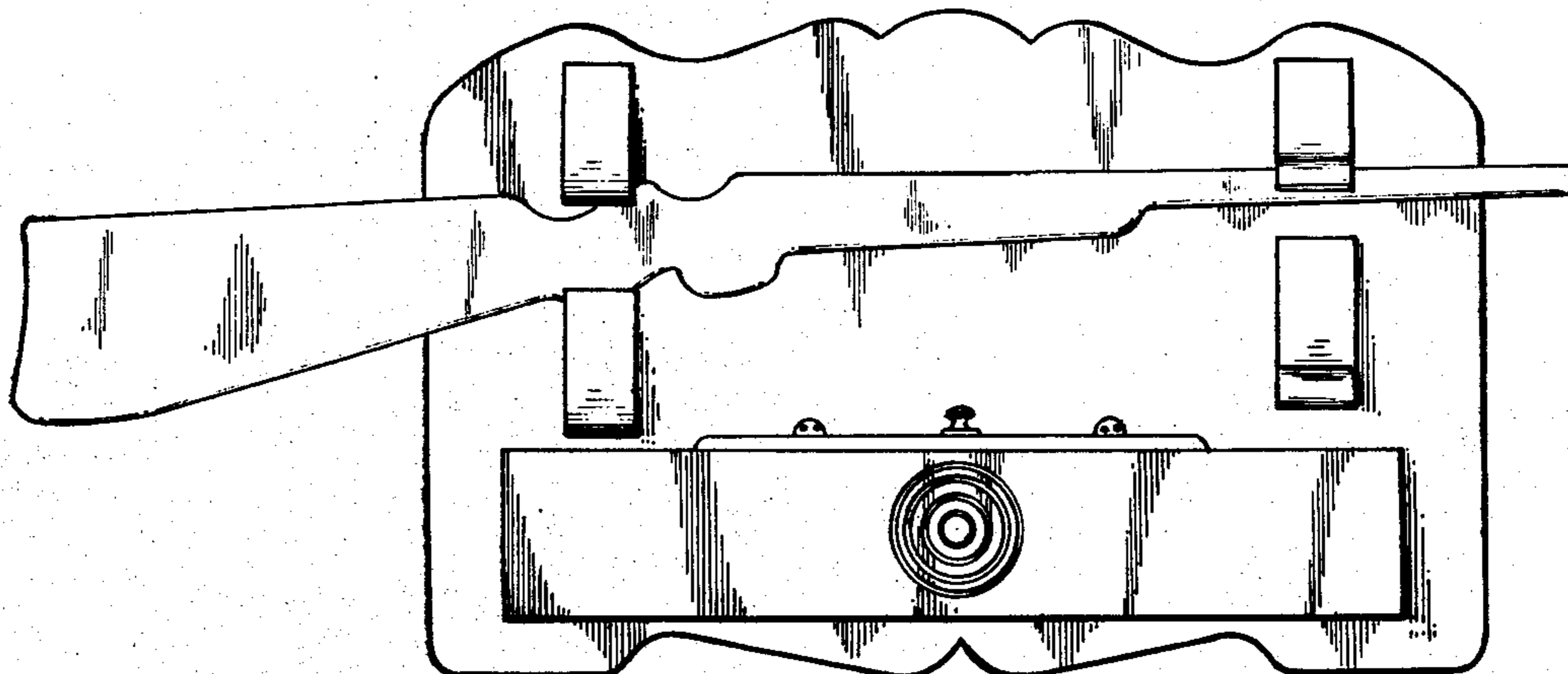
FIG. 1 is a front elevational view of a gun rack embodying my new design;
FIG. 2 is a top plan view thereof;
FIG. 3 is a bottom plan view thereof;
FIG. 4 is a side elevational view taken from the left of FIG. 1;
FIG. 5 is a side elevational view taken from the right of FIG. 1.

[56] **References Cited**

U.S. PATENT DOCUMENTS

D. 157,241 2/1950 Del Pozo D6/151
D. 181,639 12/1957 Garneu et al. .
D. 242,206 11/1976 Ehresmann .

The claimed design can embody multiple paired hooks above the gun silhouette in excess of those explicitly disclosed in the illustrated embodiment.



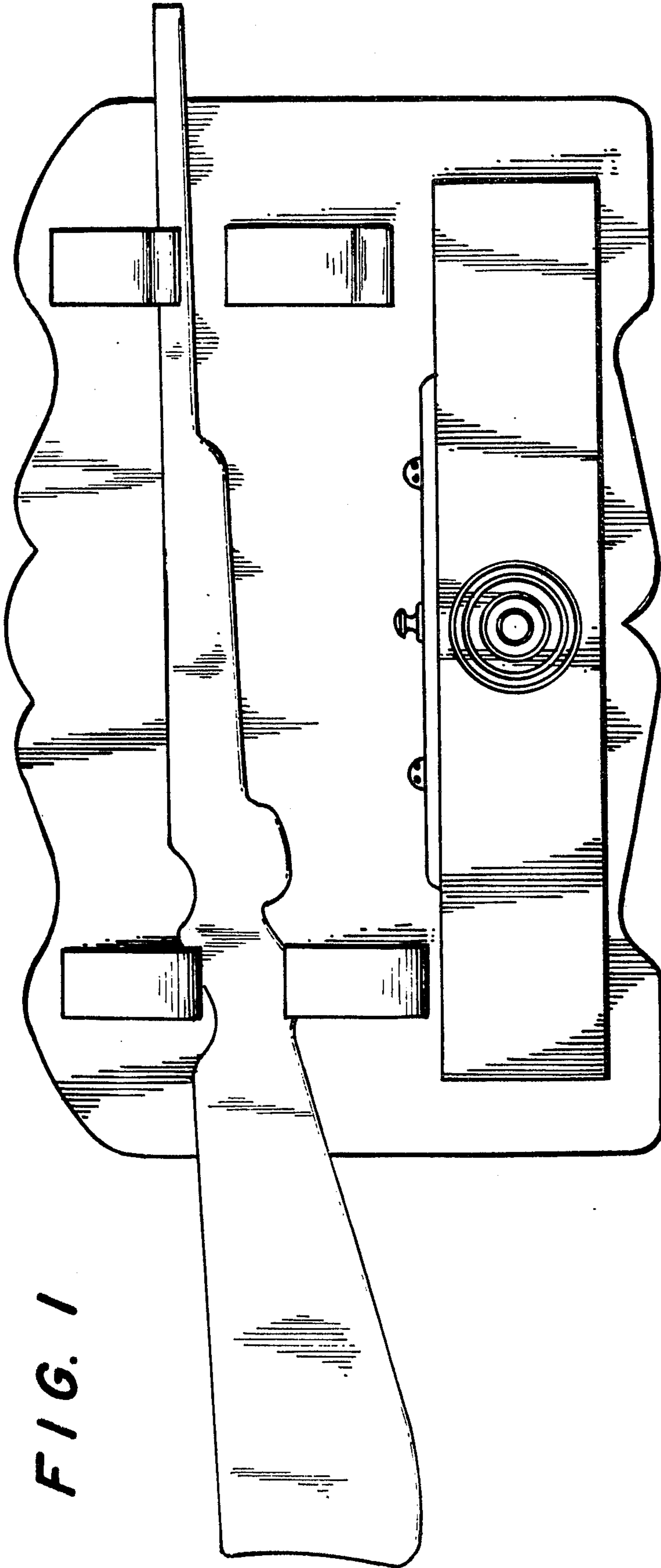


FIG. 1

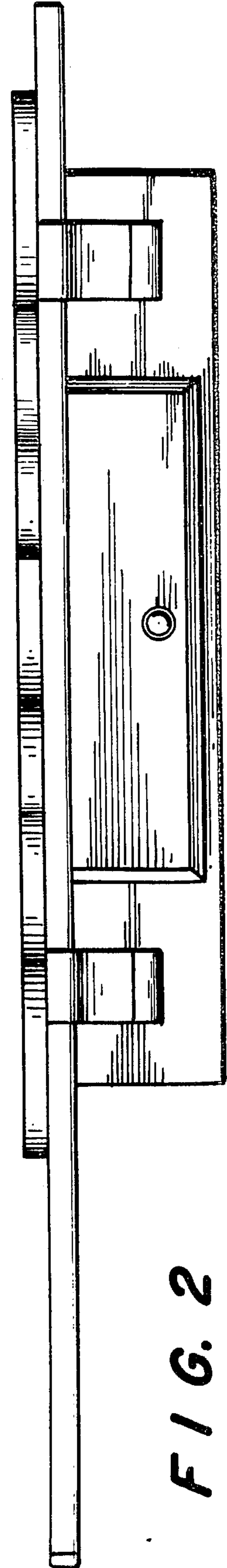


FIG. 2




FIG. 3

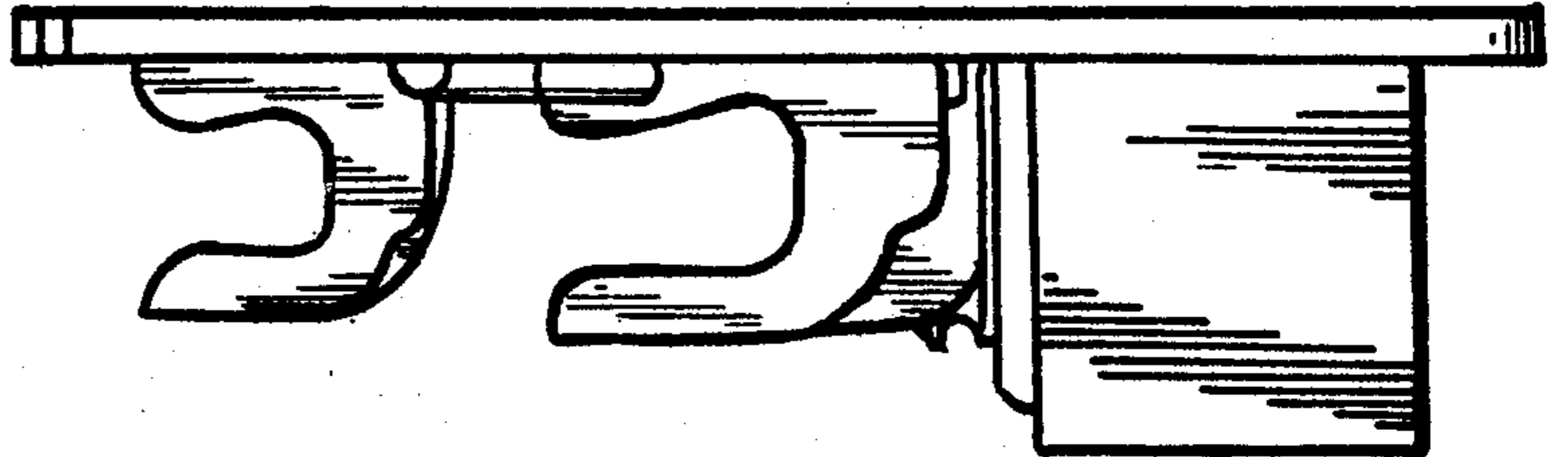


FIG. 5

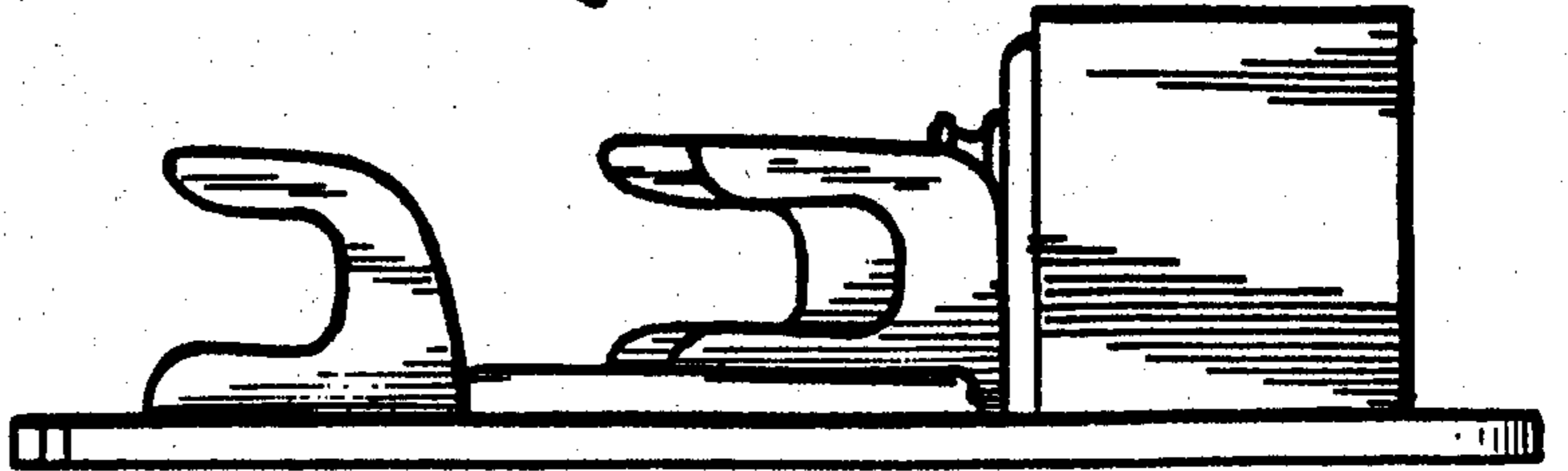


FIG. 4