

[54] COMPACT FLUORESCENT LAMP

[75] Inventors: Masumi Nanba, Funabashi; Yoshio Kojima, Yokohama, both of Japan

[73] Assignee: Tokyo Shibaura Denki Kabushiki Kaisha, Kawasaki, Japan

[**] Term: 14 Years

[21] Appl. No.: 333,902

[22] Filed: Dec. 23, 1981

[30] Foreign Application Priority Data

Dec. 15, 1980 [JP] Japan 55-52549

[52] U.S. Cl. D26/3; D26/26

[58] Field of Search D26/2, 3, 26, 75, 79; 313/110, 116, 634, 315, 317, 318, 493; 315/41, 53, 54, 56, 58, 59, 62-65, 70-75; 362/216, 226

[56] References Cited

U.S. PATENT DOCUMENTS

3,462,632 8/1969 Russi 313/110
4,187,446 2/1980 Gross et al. 315/58

FOREIGN PATENT DOCUMENTS

525348 6/1921 France 313/110

OTHER PUBLICATIONS

Toshiba Review, Sep.-Oct. 1980, p. 6, FIG. 3, Compact Fluorescent Lamp.

Duro-Lite® Decorative & General Service Light Bulbs Catalog, 1974, p. 3, Crystalier® Light Bulb G-16½.

Japanese Utility Model Publication (KOKOKU) No. 25-7687 published on Oct. 23, 1950.

Official Gazette issued on Oct. 15, 1980 Swedish Design Application No. 79-1572.

Primary Examiner—Susan J. Lucas
Attorney, Agent, or Firm—Finnegan, Henderson, Farabow, Garrett & Dunner

[57] CLAIM

The ornamental design for a compact fluorescent lamp, as shown and described.

DESCRIPTION

FIG. 1 is a perspective view of a compact fluorescent lamp showing our new design;

FIG. 2 is a front elevational view thereof;

FIG. 3 is an elevational view looking from the right of FIG. 2;

FIG. 4 is a top plan view thereof; and

FIG. 5 is a bottom plan view thereof.

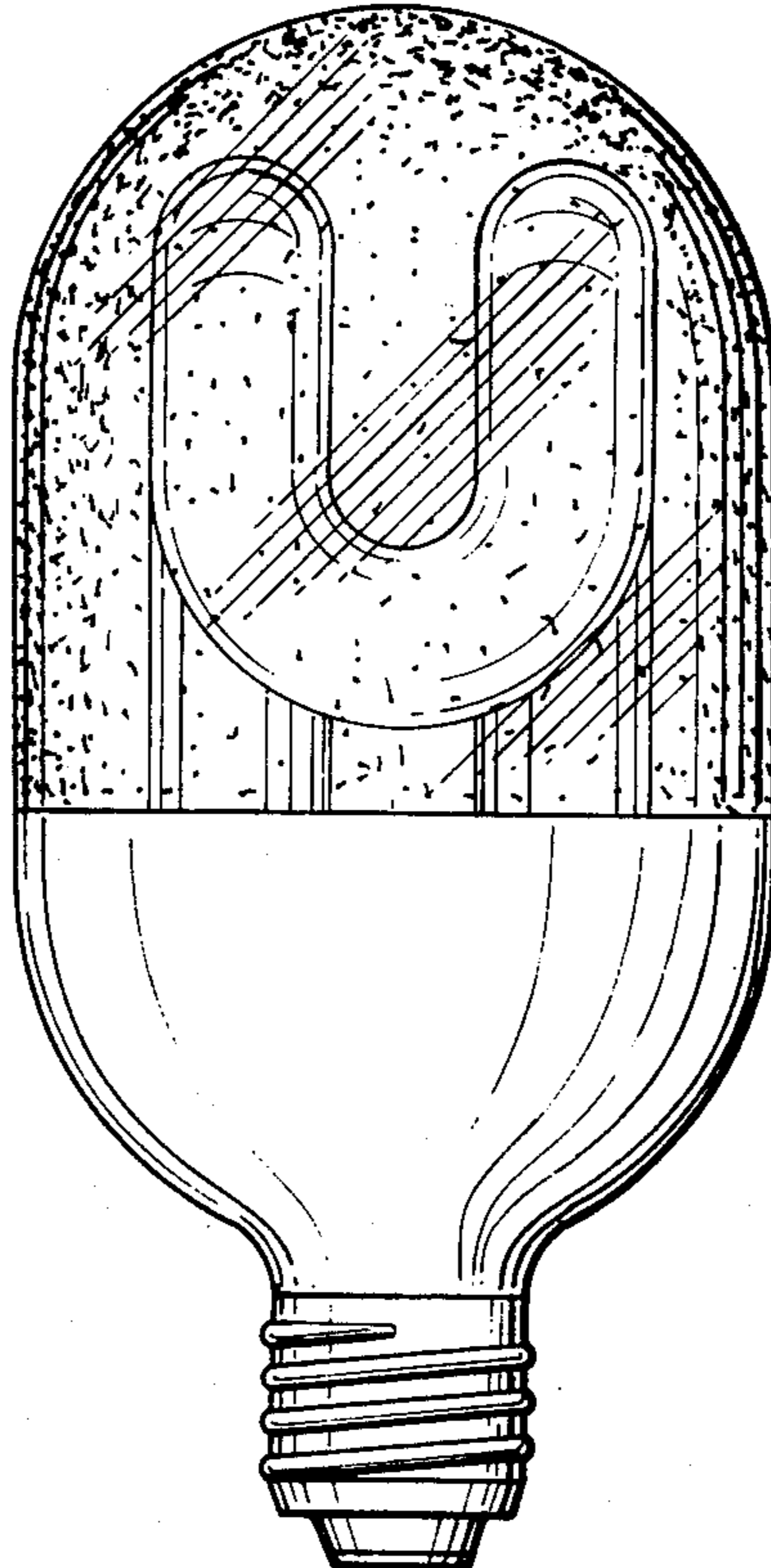


FIG. 1

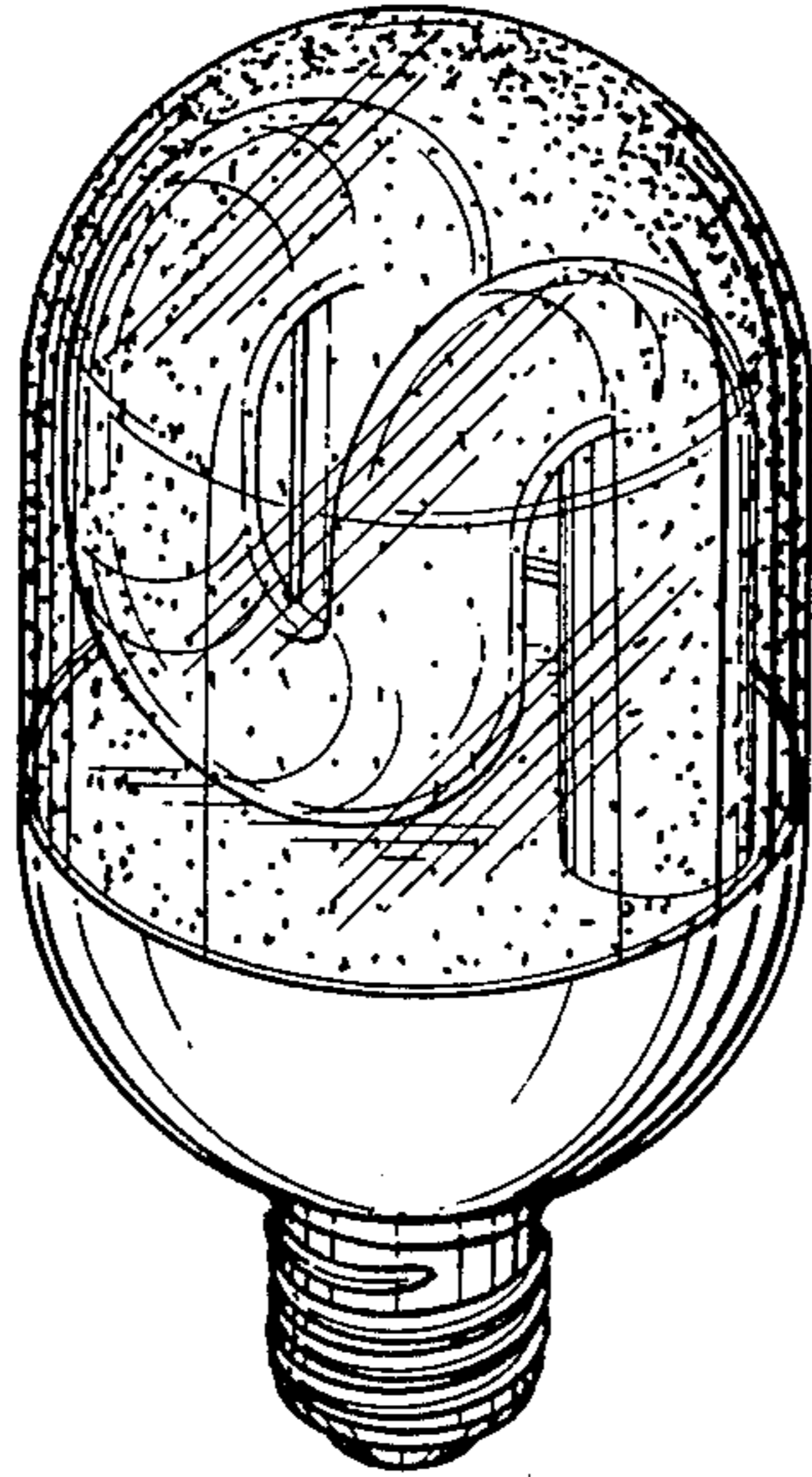


FIG.2

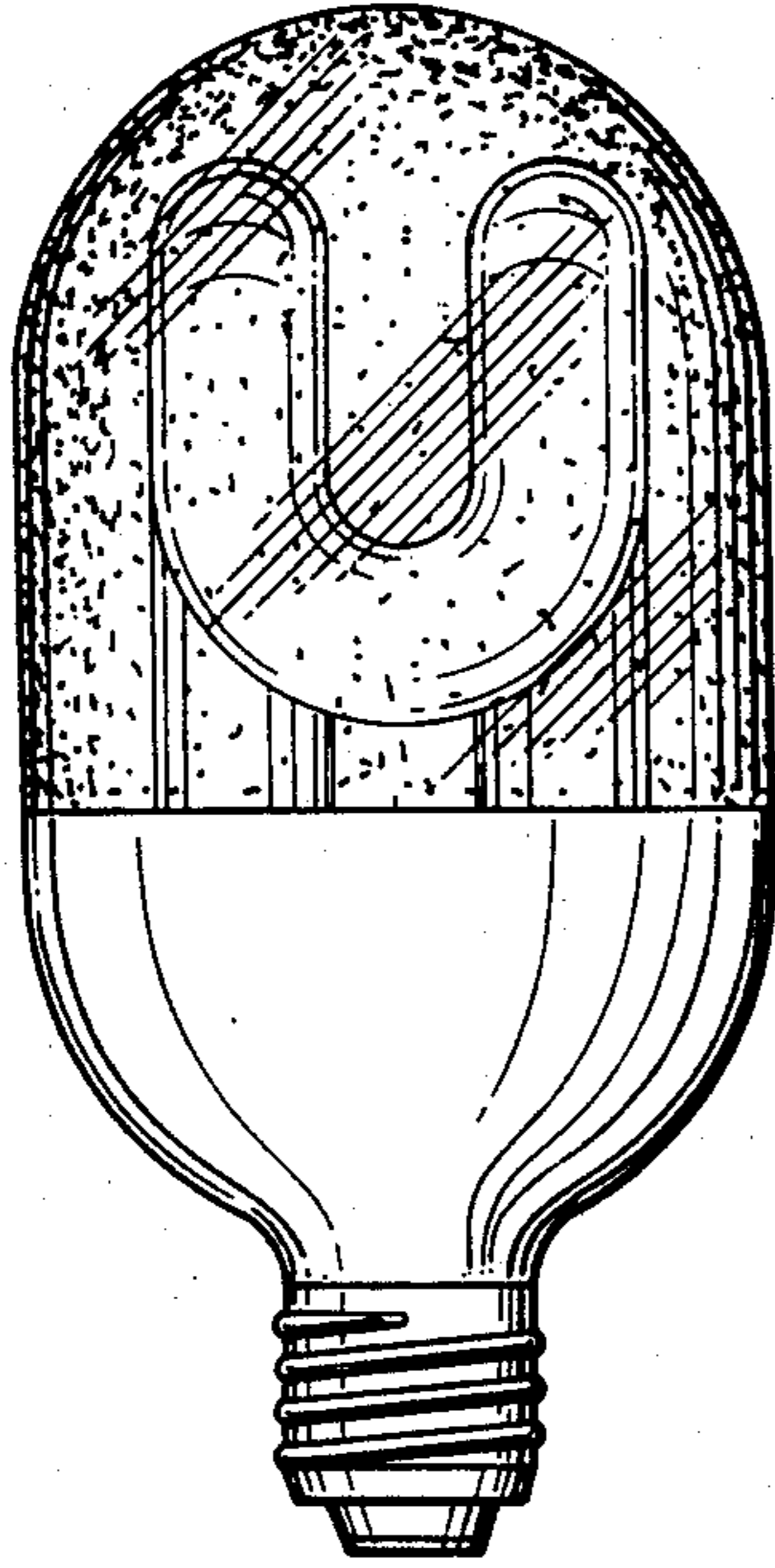


FIG.3

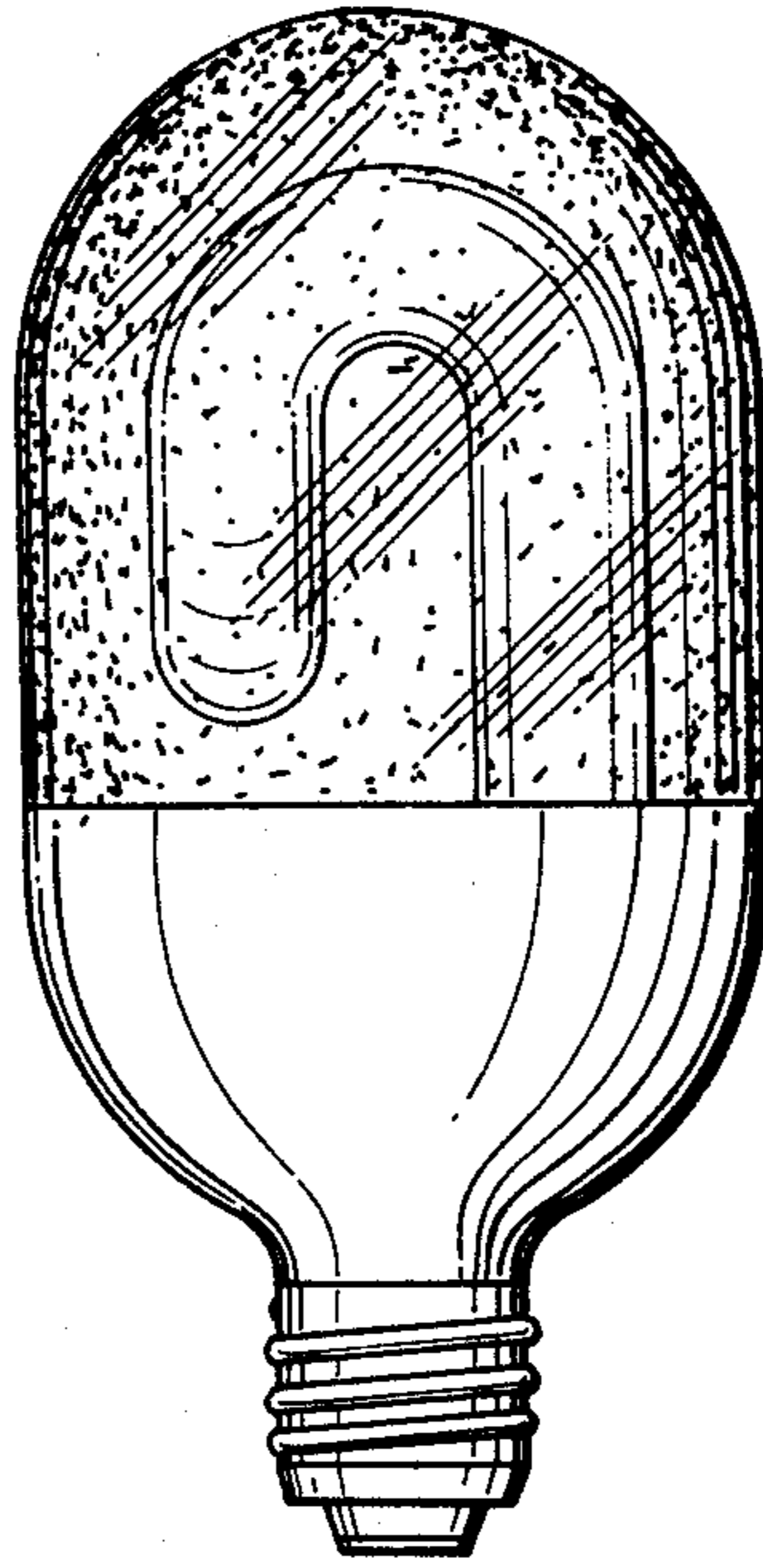


FIG.4



FIG.5

