

# United States Patent [19]

Williams

[11] Patent Number: **Des. 276,143**

[45] Date of Patent: **\*\* Oct. 30, 1984**

[54] **ORNAMENT**

[75] Inventor: **William J. Williams, Shelbyville, Ind.**

[73] Assignee: **Williams Industries, Inc., Shelbyville, Ind.**

[\*\*] Term: **14 Years**

[21] Appl. No.: **464,329**

[22] Filed: **Feb. 7, 1983**

[52] U.S. Cl. .... **D11/121; D11/90**

[58] Field of Search ..... **D11/86, 90, 121, 124, D11/125, 140, 131-133; 428/3, 7, 11, 13-15, 28**

[56] **References Cited**

**U.S. PATENT DOCUMENTS**

D. 58,323 7/1921 Heller ..... D11/90

D. 58,324 7/1921 Heller ..... D11/90  
D. 71,874 1/1927 Hiering ..... D11/90 X  
D. 254,837 4/1980 Breaux ..... D11/90 X  
D. 262,200 12/1981 Kirwan ..... D11/90


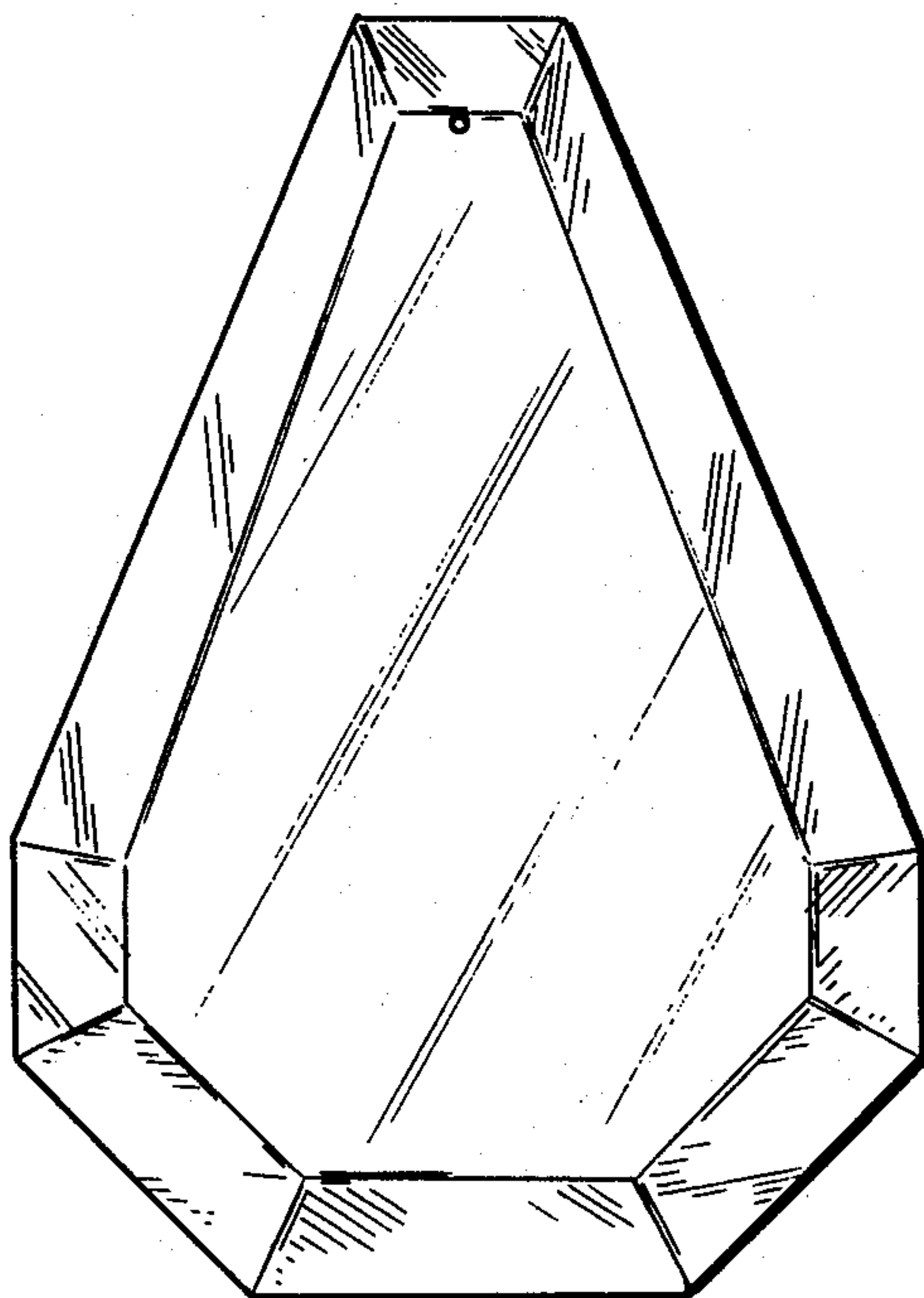
*Primary Examiner*—Louis S. Zarfes  
*Attorney, Agent, or Firm*—Barnes & Thornburg

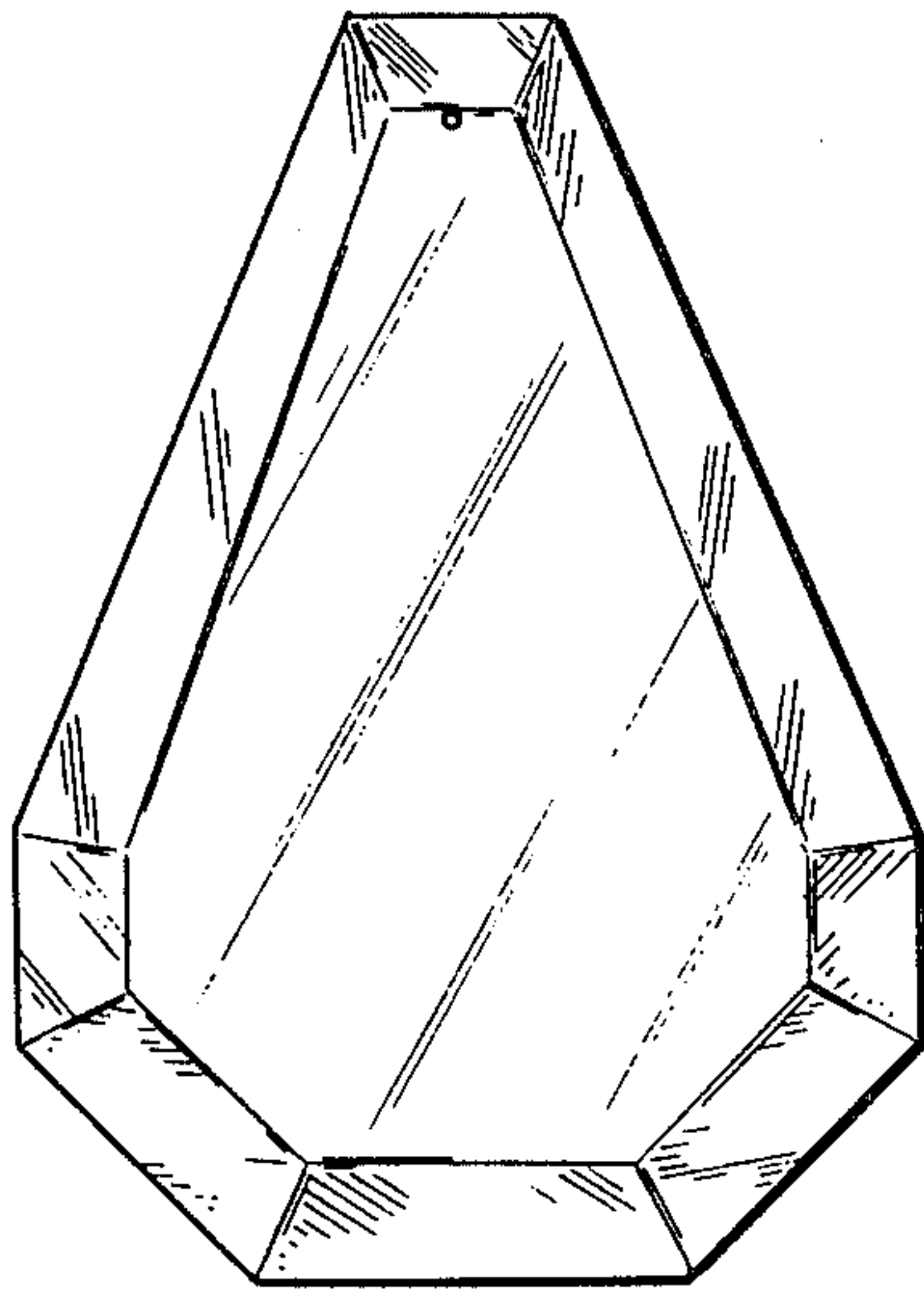
[57] **CLAIM**

The ornamental design for an ornament, as shown.

**DESCRIPTION**

FIG. 1 is a front elevational view of an ornament showing my new design;  
FIG. 2 is a left side elevational view thereof;  
FIG. 3 is a right side elevational view thereof;  
FIG. 4 is a rear elevational view thereof;  
FIG. 5 is a top plan view thereof; and  
FIG. 6 is a bottom plan view thereof.





*FIG. 1*



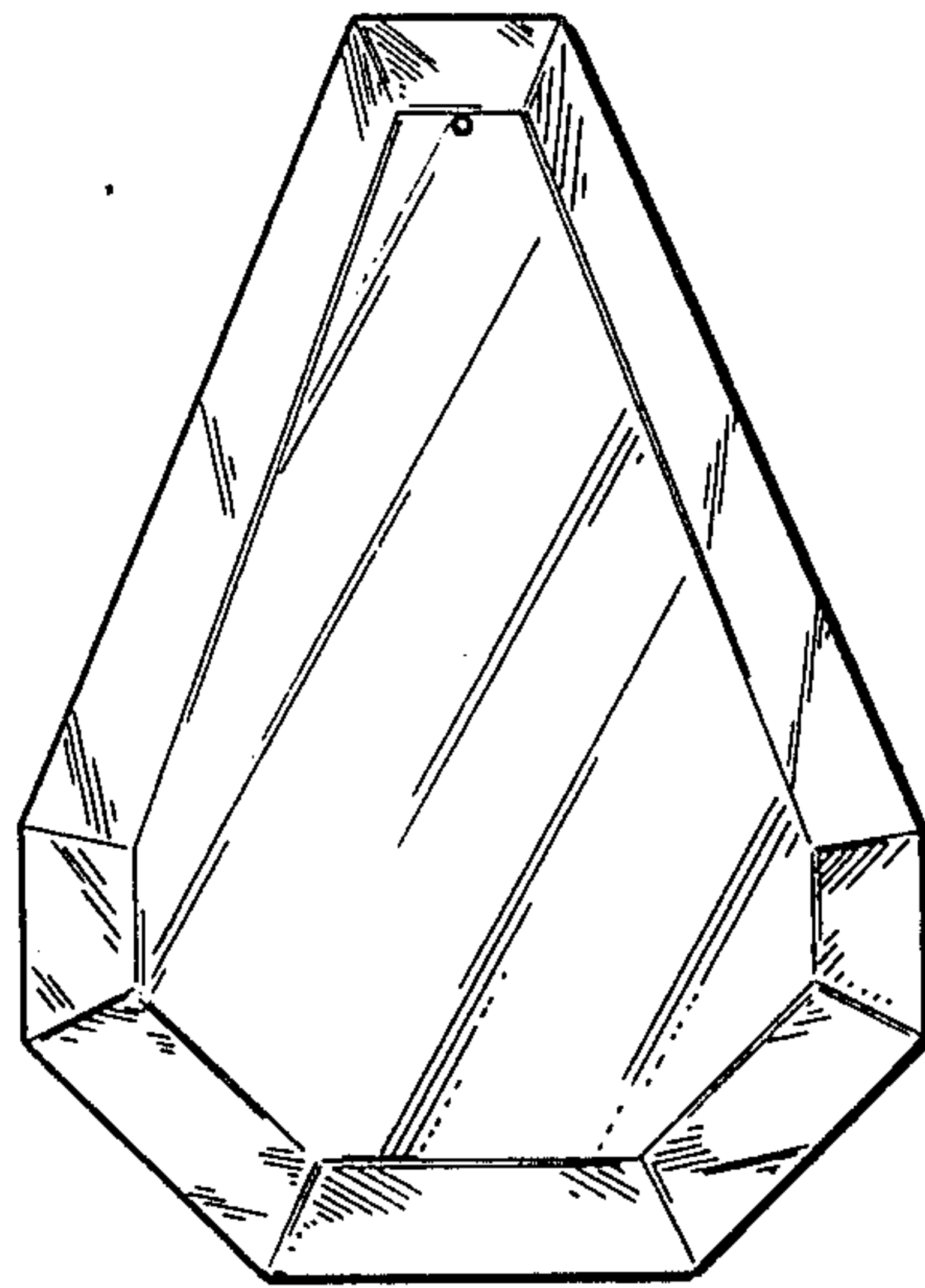
*FIG. 2*



*FIG. 3*



*FIG. 5*



*FIG. 4*



*FIG. 6*