

# United States Patent [19]

Vere et al.

[11] Patent Number: **Des. 276,137**

[45] Date of Patent: **\*\* Oct. 30, 1984**

[54] **COMBINED CONTAINER AND OVERWRAP**

[75] Inventors: **Mary A. Vere, Flemington, N.J.;  
John Nelson, Bristol, Pa.; Robert M.  
Irvine, Englishtown, N.J.**

[73] Assignee: **Johnson & Johnson Baby Products  
Company, Skillman, N.J.**

[\*\*] Term: **14 Years**

[21] Appl. No.: **378,159**

[22] Filed: **May 14, 1982**

[52] U.S. Cl. .... **D9/337; D9/425;  
D9/432**

[58] Field of Search ..... **D9/305, 306, 337, 414,  
D9/424, 425, 431, 432; 229/6 R, 40, 87 R, 2.5  
R; D34/40-45**

[56] **References Cited**

### U.S. PATENT DOCUMENTS

D. 240,114 6/1976 Martinelli ..... D9/425  
D. 244,353 5/1977 Skjelby et al. .... D9/425

D. 255,659 7/1980 Dugan et al. .... D9/425  
D. 261,359 10/1981 Nass ..... D9/414 X  
D. 264,313 5/1982 Austin ..... D9/431 X  
D. 272,806 2/1984 Handy et al. .... D9/414 X  
2,527,705 10/1950 Crary et al. .... D9/430 X  
2,777,601 1/1957 Cheeley ..... D9/425 X

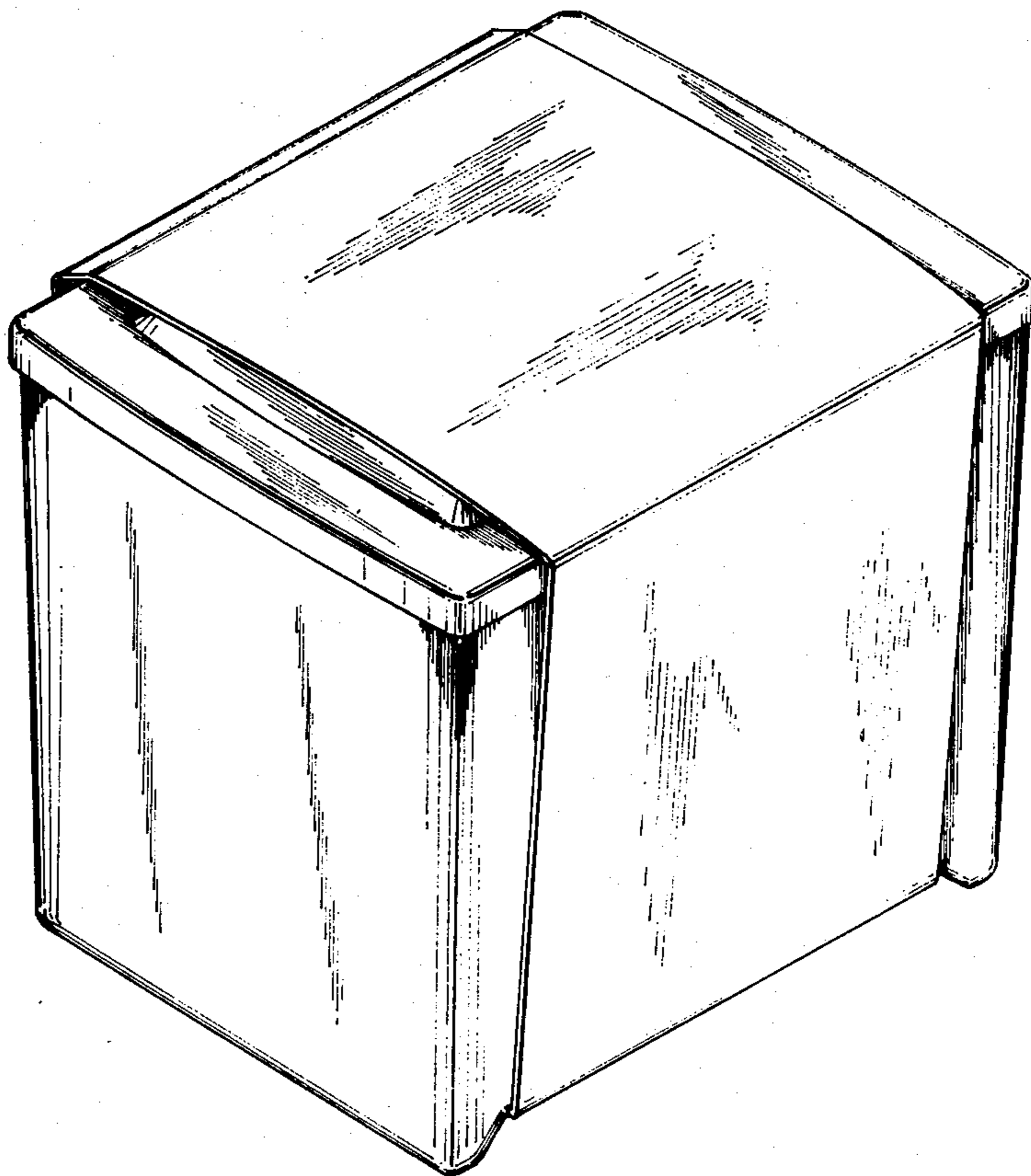
*Primary Examiner*—Robert C. Spangler  
*Attorney, Agent, or Firm*—Steven P. Berman

### [57] CLAIM

The ornamental design for a combined container and overwrap, as shown and described.

### DESCRIPTION

FIG. 1 is a perspective view of a combined container and overwrap showing our new design;  
FIG. 2 is a side elevational view, the opposite side being substantially the same in appearance;  
FIG. 3 is an end elevational view, the opposite end being a mirror image thereof;  
FIG. 4 is a top plan view; and  
FIG. 5 is a bottom plan view thereof.



*FIG-1*

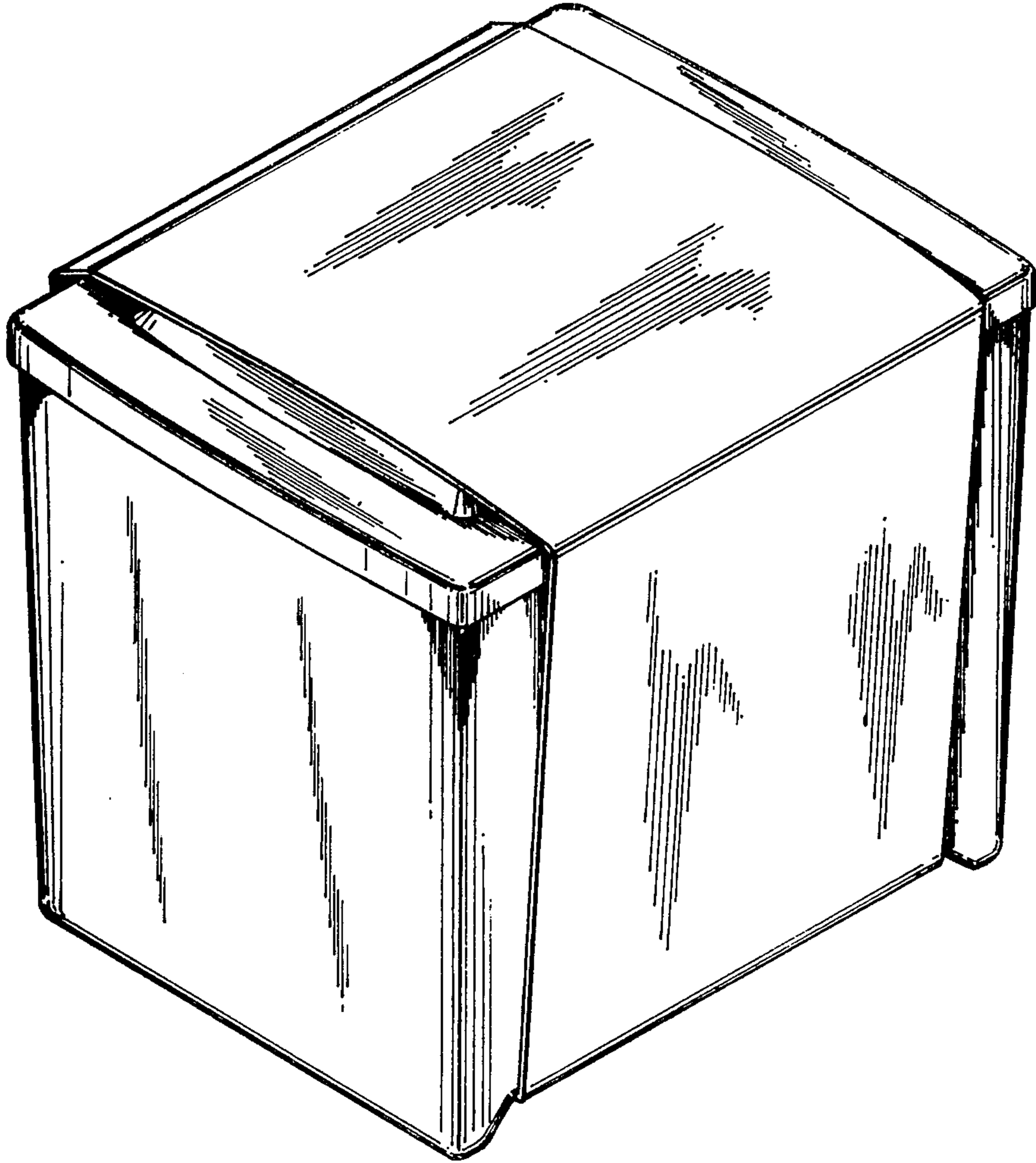


FIG-3

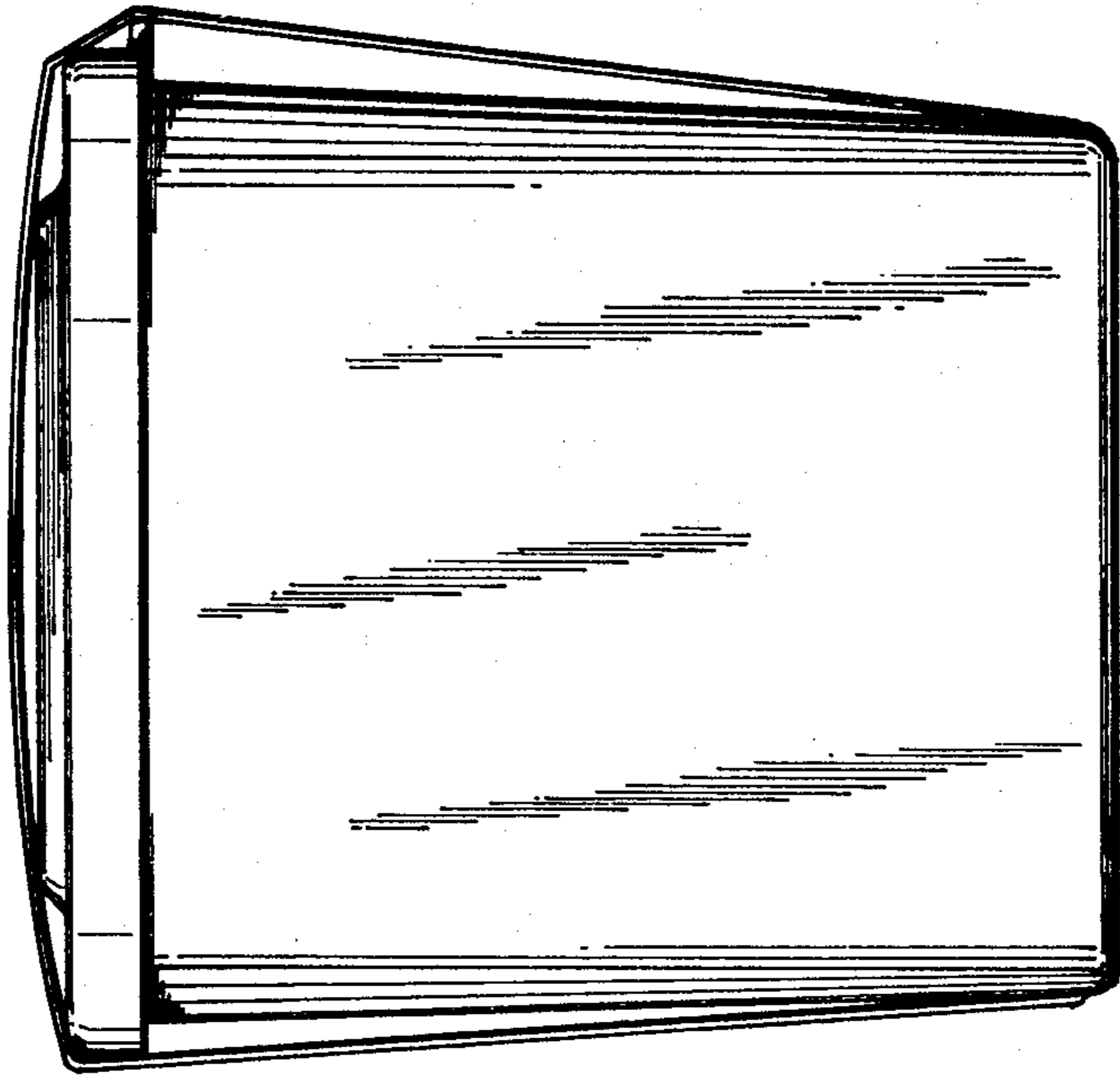

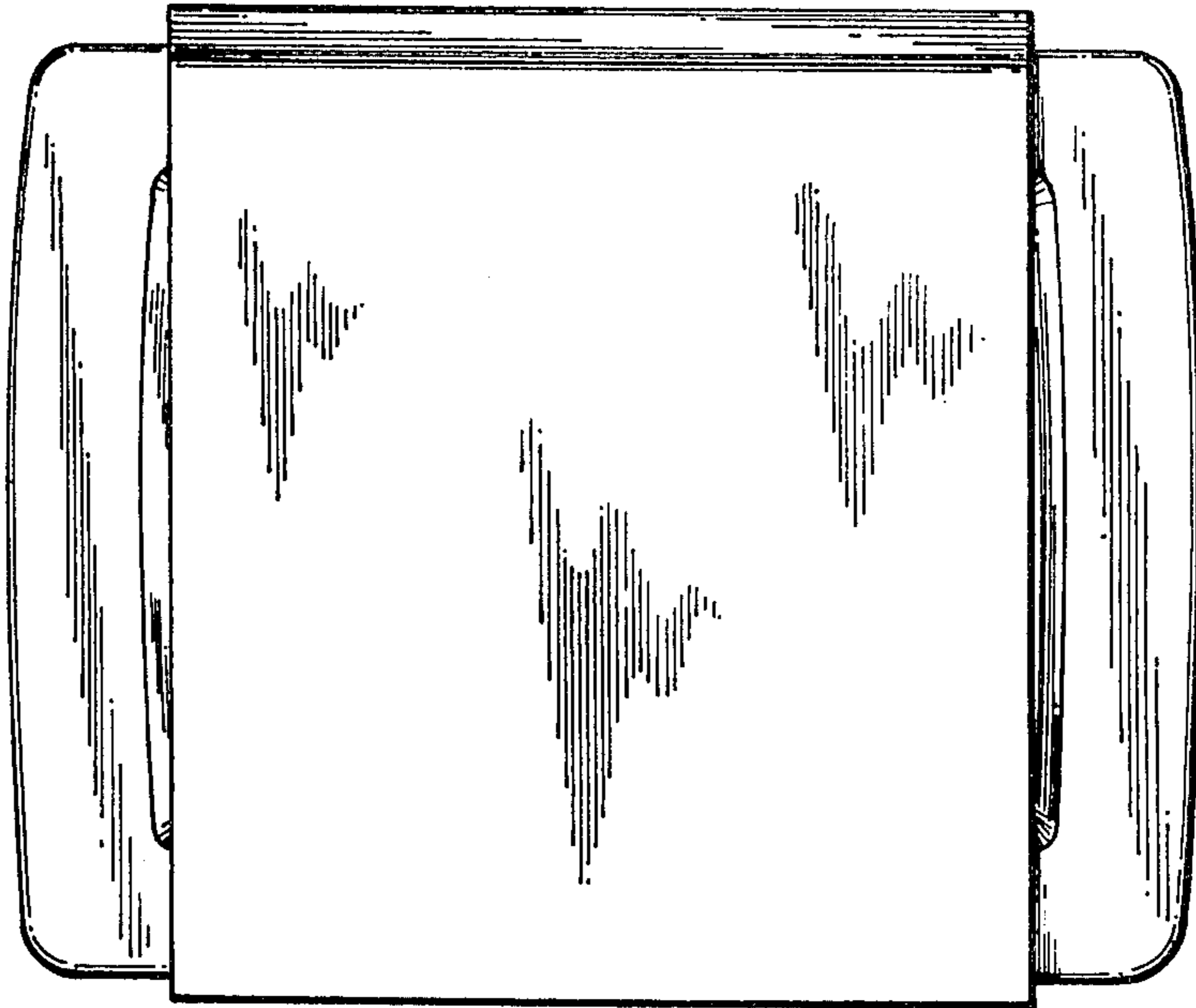


FIG-2



*FIG-4*



*FIG-5*

