

# United States Patent [19]

Loeb

[11] Patent Number: Des. 276,132

[45] Date of Patent: \*\* Oct. 30, 1984

[54] COMBINATION WINDOW LOCK AND  
INSTALLATION GAUGE

[76] Inventor: Warner Loeb, 16 Millbrook Dr.,  
Stony Brook, N.Y. 11790

[\*\*] Term: 14 Years

[21] Appl. No.: 448,946

[22] Filed: Dec. 13, 1982

[52] U.S. Cl. .... D8/331; D8/330

[58] Field of Search ..... D8/330, 331;  
292/DIG. 47, 288, 339

[56] References Cited

### U.S. PATENT DOCUMENTS

405,319	6/1889	Nageborn	292/DIG. 47
796,793	8/1905	Barber	292/288
870,846	11/1907	Raines	292/288
1,876,556	9/1932	Bodin	292/339
2,194,641	3/1940	Daniels	292/288
3,428,349	2/1969	Shelton	292/288
3,930,678	1/1976	Alexander	292/288
4,268,074	5/1981	Alexander	292/288

4,400,027 8/1983 Nahan ..... 292/288

### FOREIGN PATENT DOCUMENTS

7100 of 1886 United Kingdom ..... 292/339

### OTHER PUBLICATIONS

Sunset House Catalog, USPO: Item 8009 Window  
Safety Lock, p. 64.

*Primary Examiner*—Wallace R. Burke

*Assistant Examiner*—Horace B. Fay

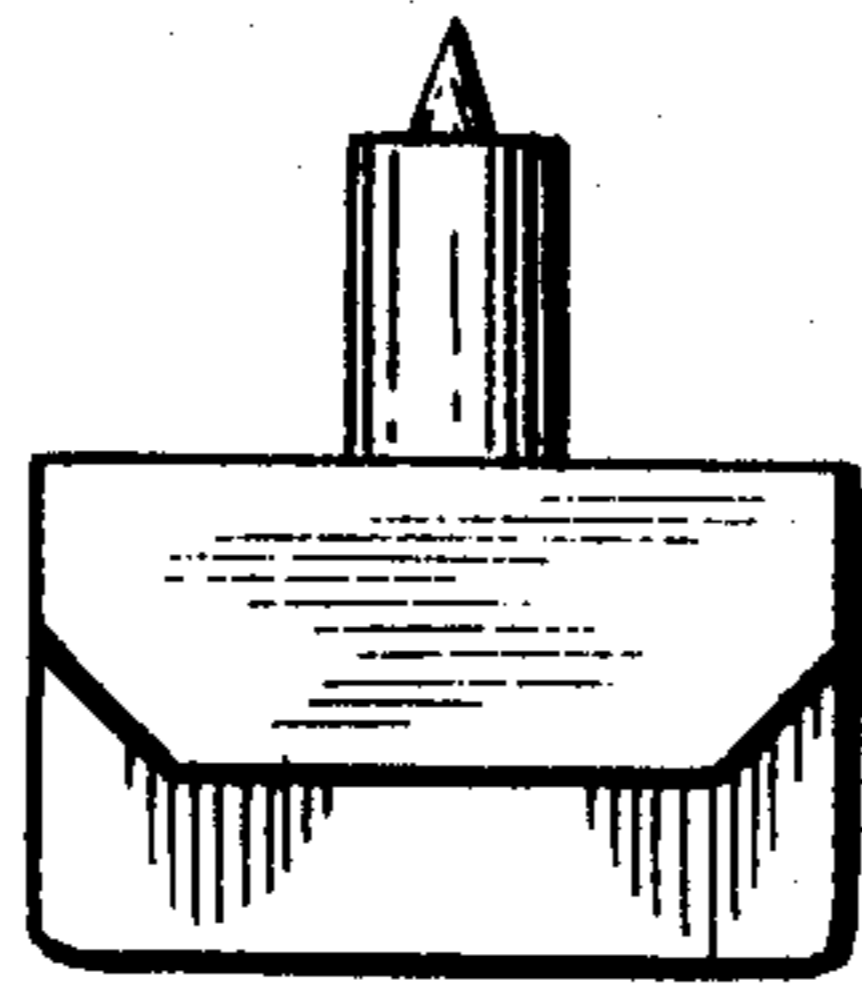
*Attorney, Agent, or Firm*—Kirschstein, Kirschstein,  
Ottinger & Israel

[57] CLAIM


The ornamental design for a combination window lock  
and installation gauge, substantially as shown.

### DESCRIPTION


FIG. 1 is a top view of a combination window lock and  
installation gauge showing my new design;  
FIG. 2 is a front view thereof;  
FIG. 3 is a right side view thereof;  
FIG. 4 is a rear view thereof; and  
FIG. 5 is a bottom view thereof.



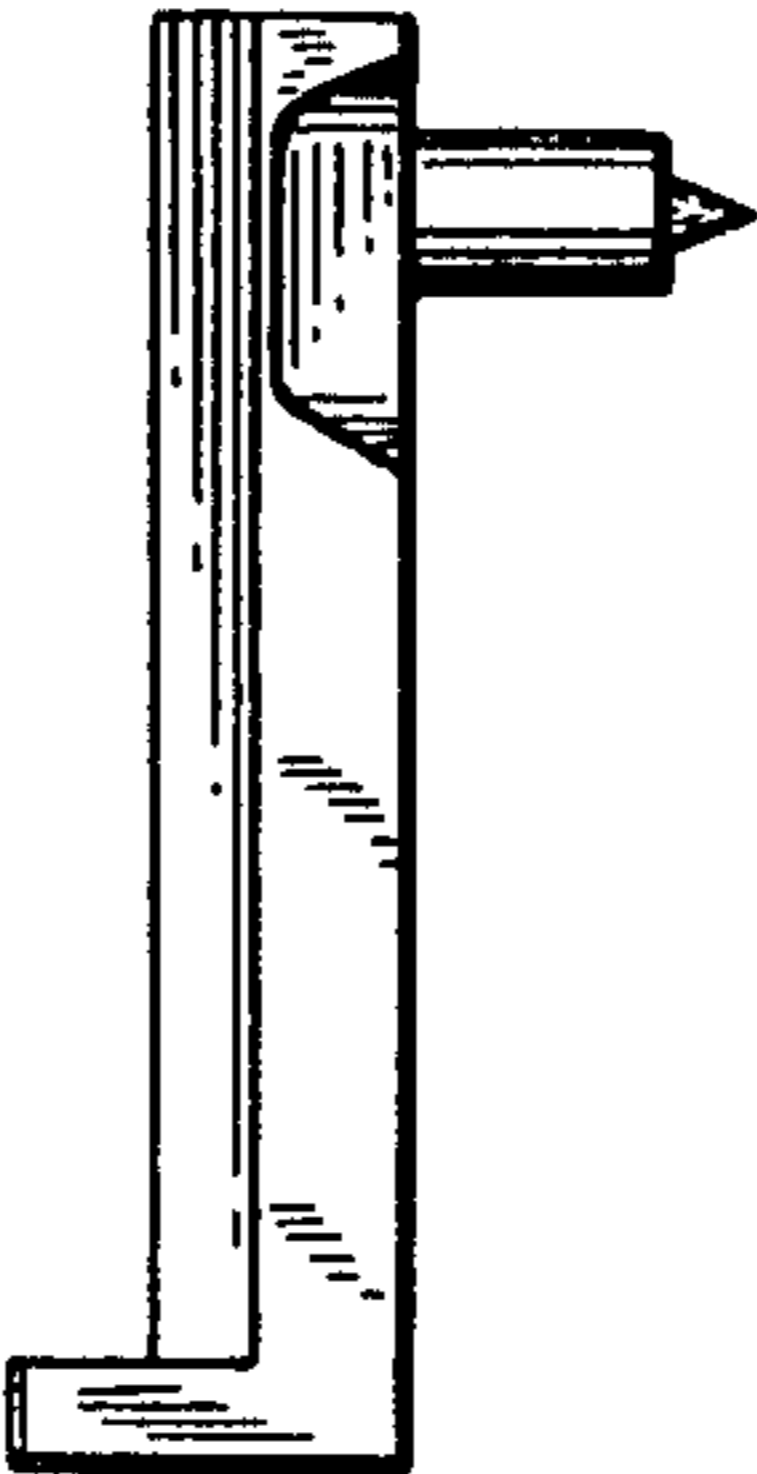
*FIG. 1*




*FIG. 2*



*FIG. 3*



*FIG. 4*



*FIG. 5*

