

[54] COMBINED DENTAL FLOSS HOLDER AND TOOTHPICK

[76] Inventor: Alex B. Y. Fong, 3613 Pahoia Ave., Honolulu, Hi. 96816

[\*\*] Term: 14 Years

[21] Appl. No.: 435,893

[22] Filed: Dec. 22, 1982

[52] U.S. Cl. .... D28/64

[58] Field of Search ..... D28/64, 57; 132/89, 132/91, 91 R, 91 A, 79 E; D24/10, 11

[56] References Cited

U.S. PATENT DOCUMENTS

D. 48,495	1/1916	Klaas	.....	D28/57
D. 170,662	10/1953	Simmons	.....	D28/57
D. 174,661	3/1955	Simmons	.....	D28/57
D. 237,714	11/1975	Recchia et al.	.....	D28/64
516,409	3/1894	Southwell	.....	132/89
656,479	8/1900	Schellenbach	.....	132/89
1,217,264	2/1917	Baxter	.....	132/91
2,067,692	7/1935	Cammack	.....	132/92 R
2,756,758	7/1956	Segerblom	.....	D28/64 X

FOREIGN PATENT DOCUMENTS

19504	9/1911	United Kingdom	.....	132/89
WO82/01126	4/1982	PCT Int.'l. Appl.	.....	132/89

Primary Examiner—James M. Gandy  
Assistant Examiner—Horace B. Fay  
Attorney, Agent, or Firm—C. C. Shroff

[57] CLAIM

The ornamental design for a combined dental floss holder and toothpick, as shown and described.

DESCRIPTION

FIG. 1 is a perspective view of a combined dental floss holder and toothpick showing my new design;  
FIG. 2 is an enlarged fragmentary view of the pick end of FIG. 1;  
FIG. 3 is an enlarged, side elevational view thereof, and it is to be understood that a view of the other side would be a mirror image;  
FIG. 4 is a bottom plan view thereof;  
FIG. 5 is a perspective view thereof in an alternate position to that shown in FIGS. 1, 3 and 4;  
FIG. 6 is a mirror image of the article as shown in FIG. 5;  
FIG. 7 is another perspective view thereof in an alternate position to that shown in FIGS. 1, 3 and 4;  
FIG. 8 is a mirror image of the article as shown in FIG. 7.


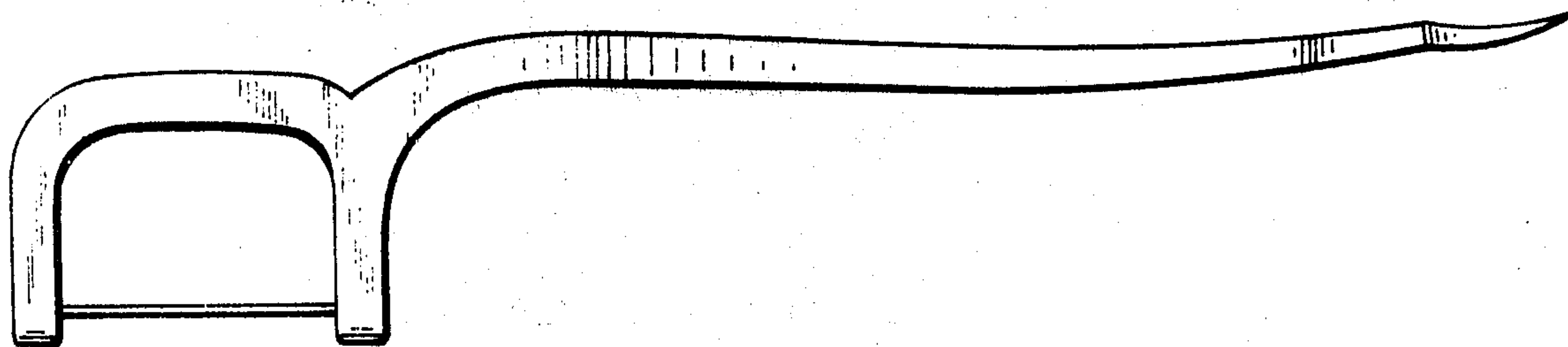


Fig.1

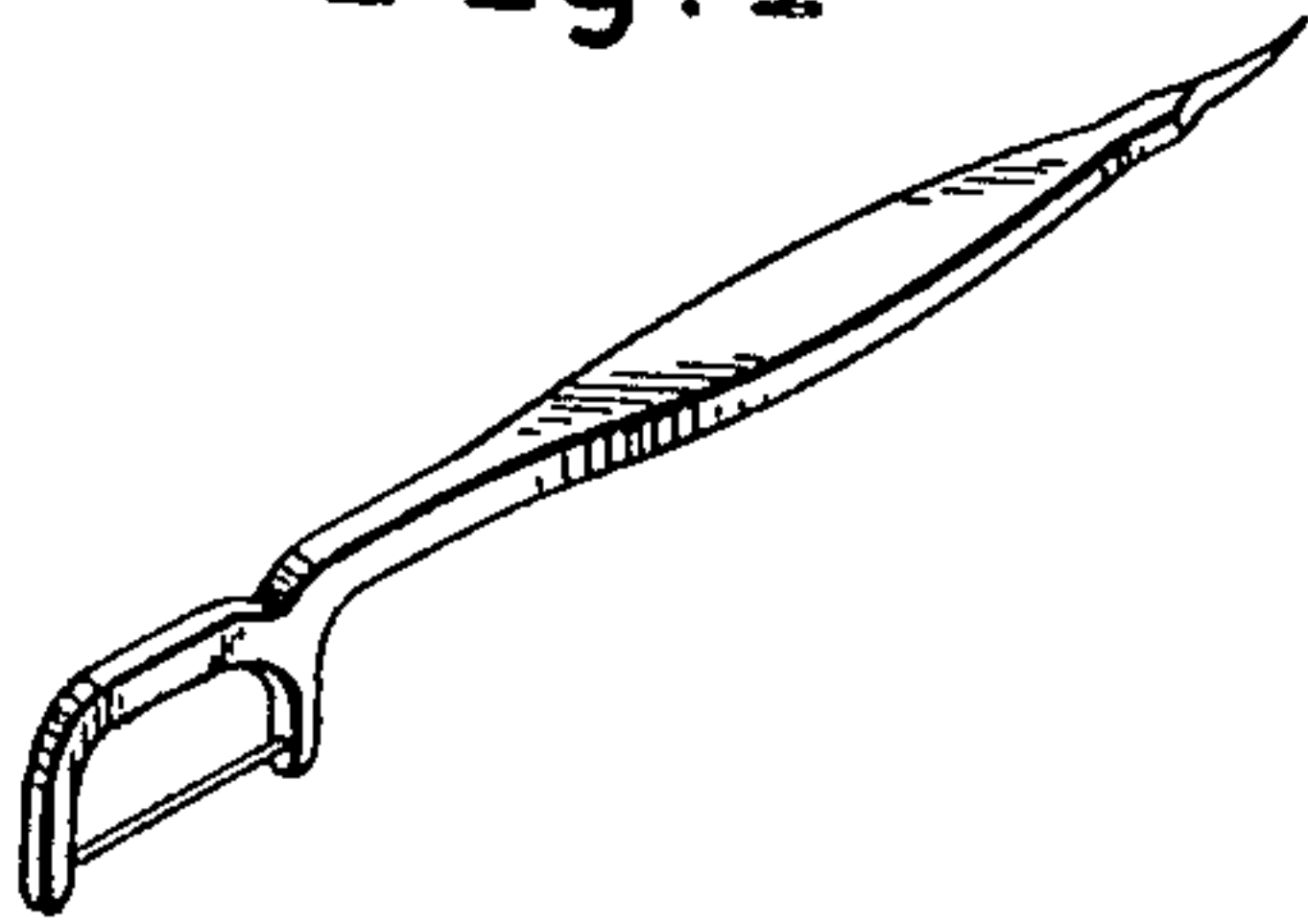


Fig.2

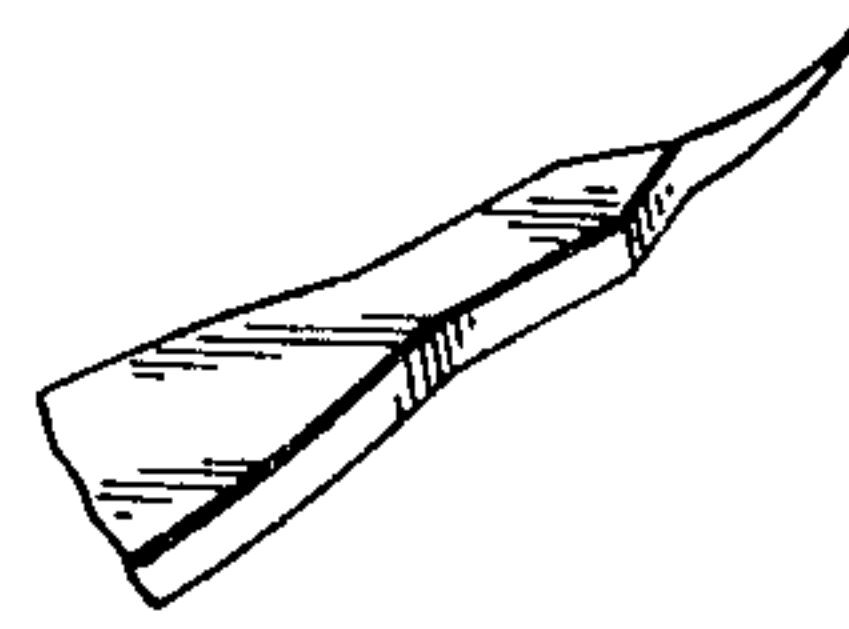


Fig.3

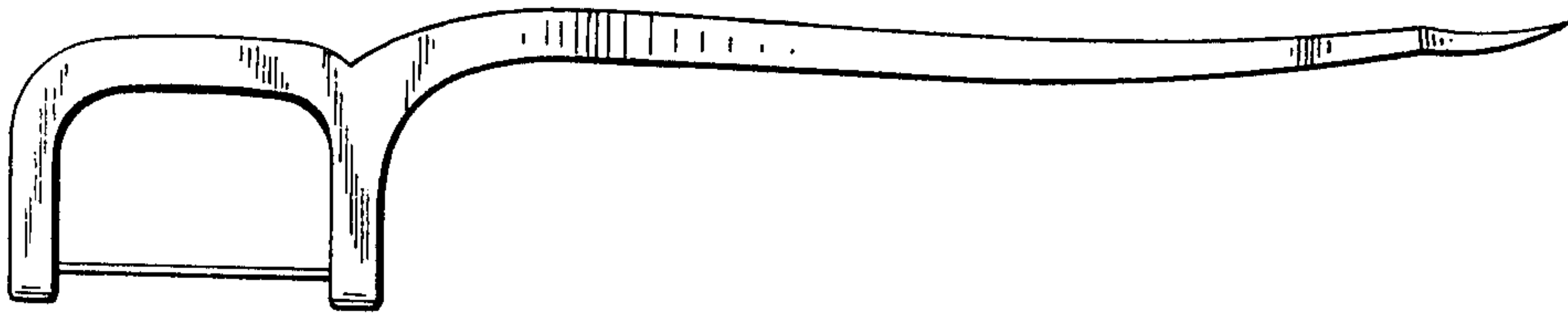


Fig.4




Fig.5




Fig.6




Fig.7

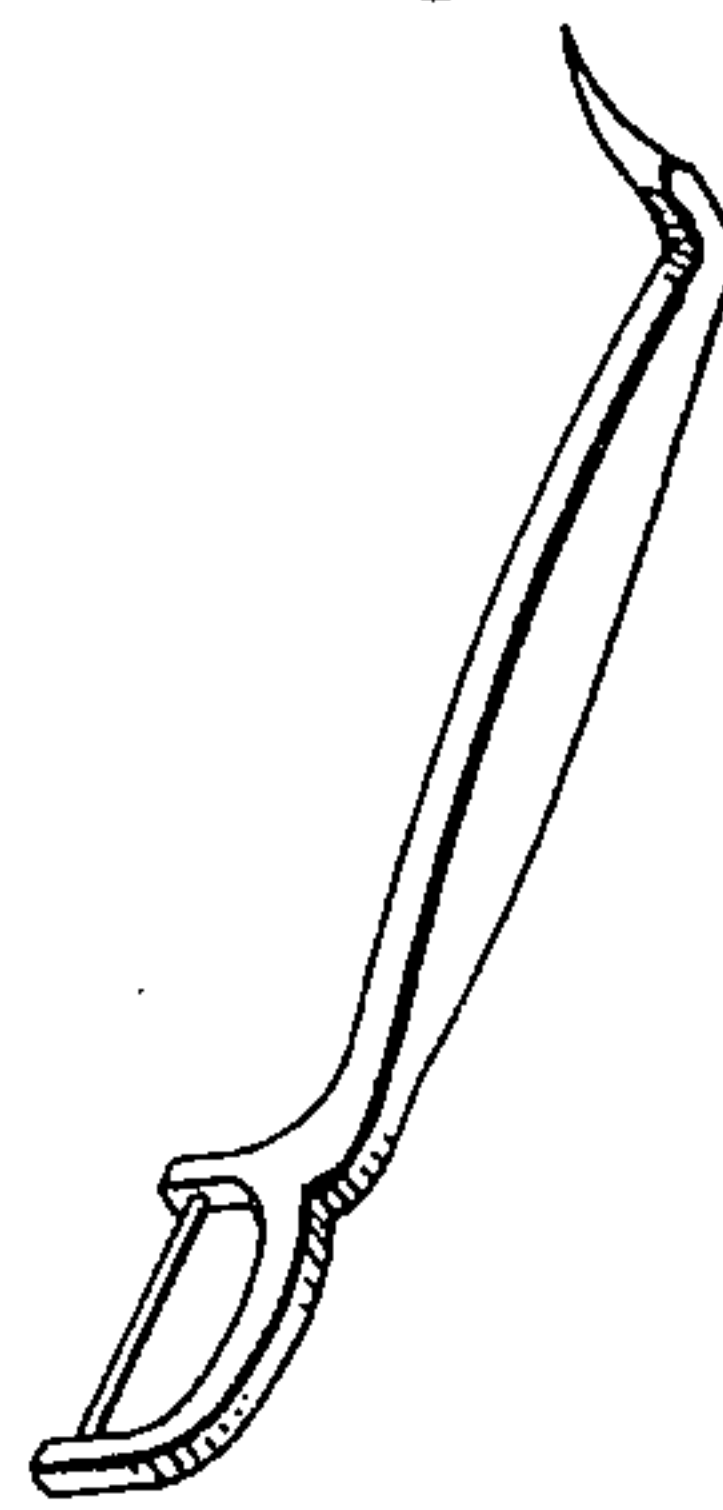


Fig.8

