

United States Patent [19]

Stairs, Jr.

[11] Patent Number: Des. 276,065

[45] Date of Patent: ** Oct. 23, 1984

[54] HANDLE FOR A SANITARY FITTING

[76] Inventor: Henry M. Stairs, Jr., Box-70D
Blackpoint Rd., Neshanic, N.J.
08853

[**] Term: 14 Years

[21] Appl. No.: 449,019

[22] Filed: Dec. 13, 1982

[52] U.S. Cl. D23/28; D8/307

[58] Field of Search D23/23-32;
D8/307, 308, 310, 311, 312, DIG. 2, DIG. 3,
DIG. 10; 4/191, 192; 16/110, 118, 121, DIG.
12, DIG. 30

[56] References Cited

U.S. PATENT DOCUMENTS

D. 224,225	7/1972	Doman	D23/28
D. 237,614	11/1975	Saporito et al.	D23/25
D. 258,819	4/1981	Matsuda	D8/311
D. 265,498	7/1982	Paul	D23/25
D. 265,579	7/1982	Paul	D23/25
D. 266,348	9/1982	Pipsco	D23/28
D. 267,111	11/1982	Arnolds	D23/25
D. 268,358	3/1983	Saporito	D8/307 X

D. 273,512 4/1984 Arnolds D23/25

OTHER PUBLICATIONS

Industrial Design, Jun. 1954, p. 107, top left item.

Primary Examiner—James R. Largen
Attorney, Agent, or Firm—James J. Salerno, Jr.; Robert
G. Crooks; John P. Sinnott

[57] CLAIM

The ornamental design of a handle for a sanitary fitting,
substantially as shown and described.

DESCRIPTION

FIG. 1 is a perspective view taken from the top, front
and right side of a handle for a sanitary fitting embody-
ing my new design;

FIG. 2 is a front elevational view thereof, the rear being
the same as the front shown;

FIG. 3 is a side elevational view thereof, the opposite
side being the same as the side shown;

FIG. 4 is a top plan view thereof; and

FIG. 5 is a cross sectional view taken on line 5—5 of
FIG. 4.

The fragmentary broken line representation of an es-
cutcheon for a sanitary fitting in FIG. 1 is for the pur-
pose of illustration only.




FIG. 1

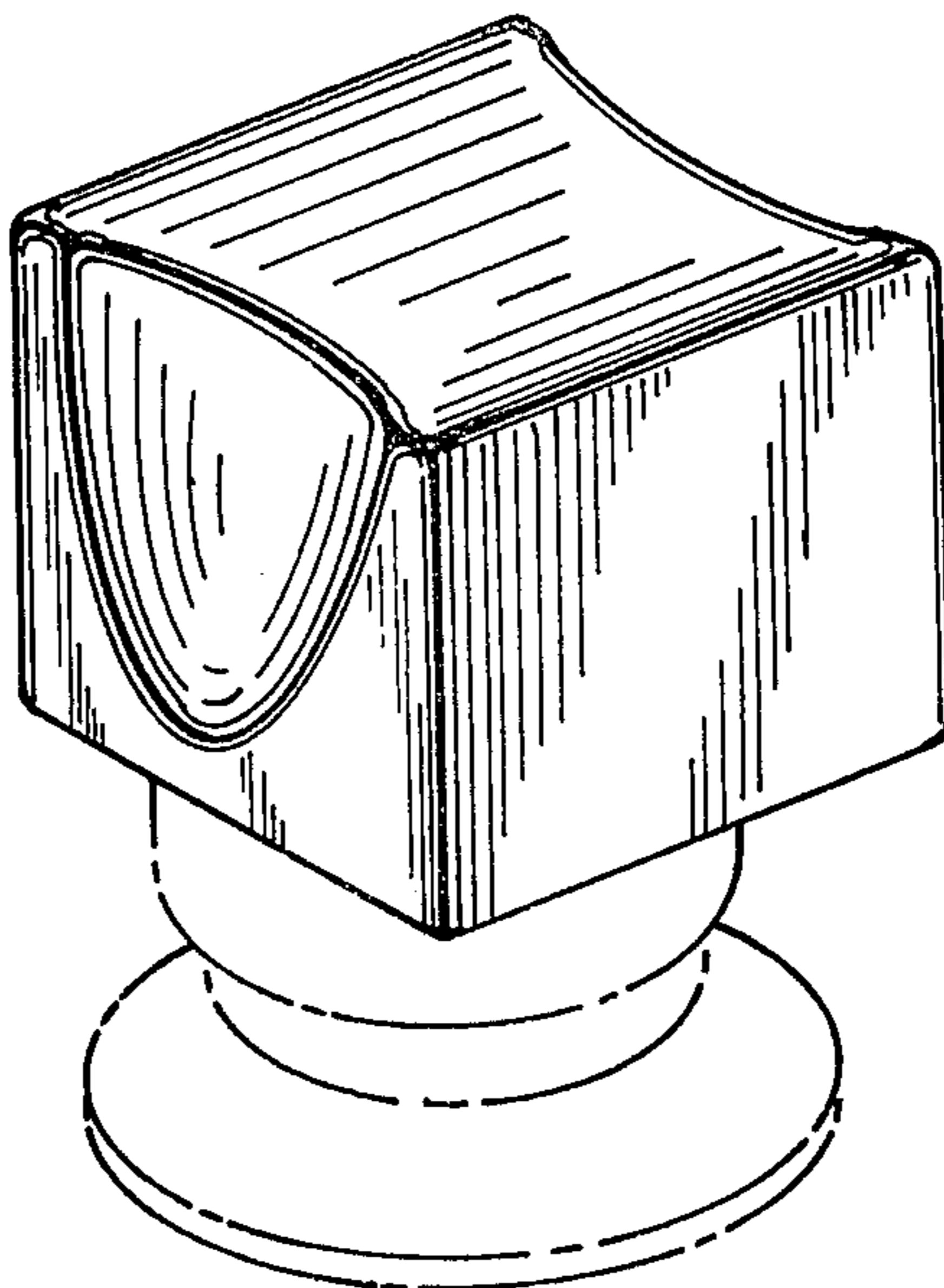


FIG. 2

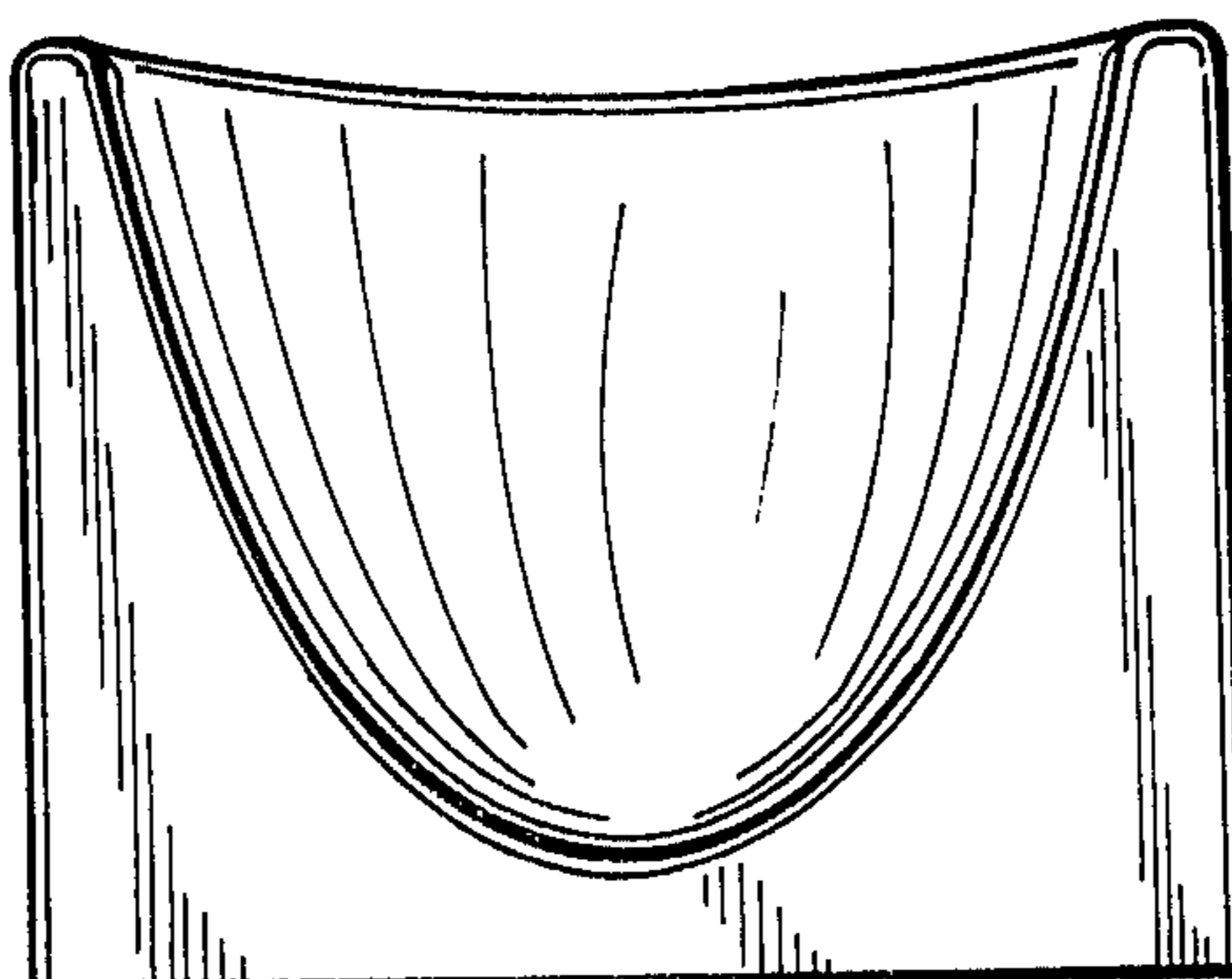


FIG. 3

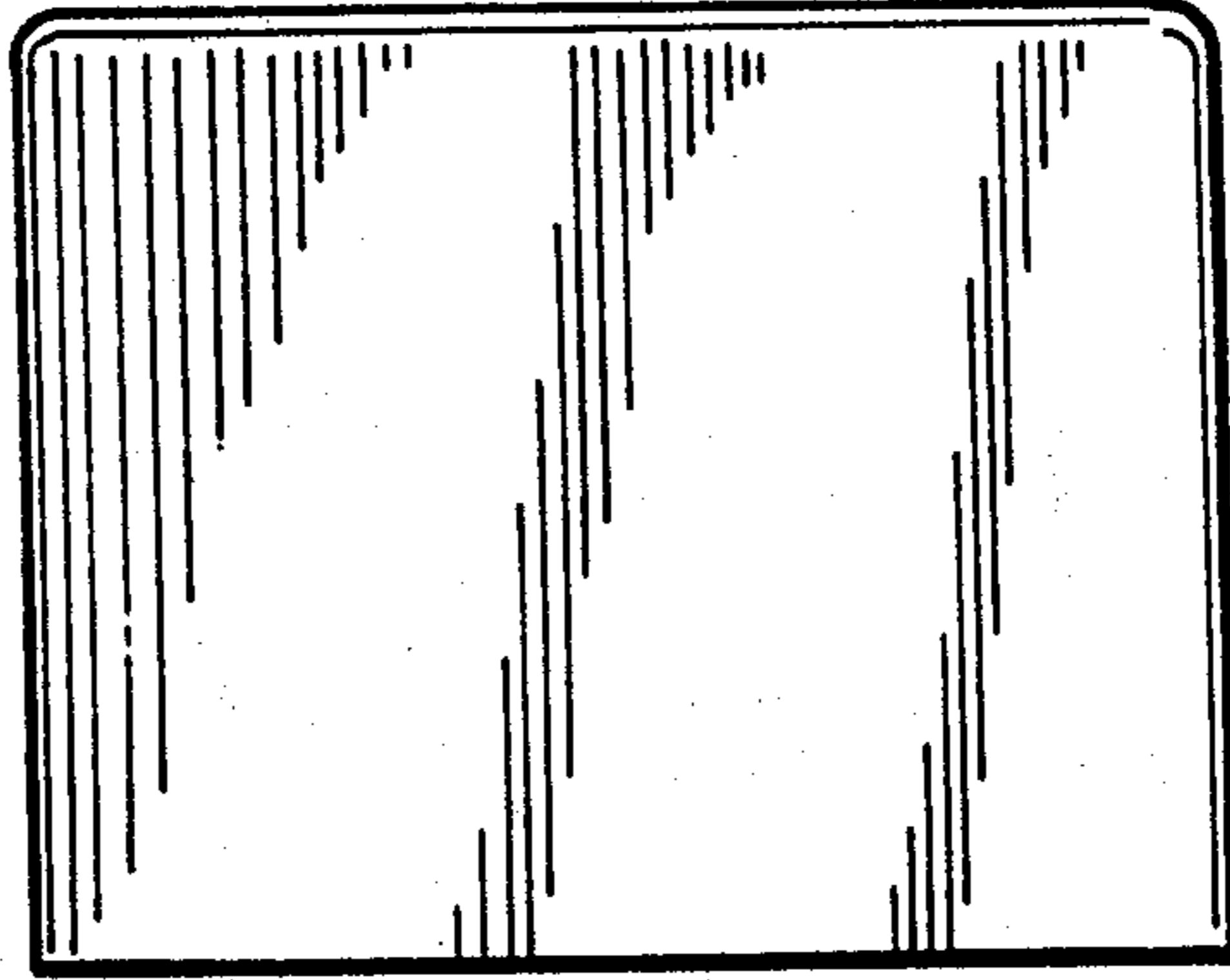


FIG. 4




FIG. 5

