

United States Patent [19]

Dennis

[11] Patent Number: Des. 276,062

[45] Date of Patent: ** Oct. 23, 1984

[54] **BALANCE EXERCISER**

[75] Inventor: Frank S. Dennis, Fort Worth, Tex.

[73] Assignee: Molded Products Company, Fort Worth, Tex.

[**] Term: 14 Years

[21] Appl. No.: 412,129

[22] Filed: Aug. 27, 1982

[52] U.S. Cl. D21/193; D21/66

[58] Field of Search D21/251, 193; 273/146, 273/52, 52.5, 53.1, 54, 56, 70.3, 111

[56] **References Cited**

U.S. PATENT DOCUMENTS

D. 202,796 11/1965 Patterson D21/66
D. 227,584 7/1973 Perez 272/146
D. 261,909 11/1981 Heatwole D21/66

D. 264,987 6/1982 Wise D21/251

Primary Examiner—Charles A. Rademaker
Attorney, Agent, or Firm—Wm. T. Wofford; James C. Fails; Arthur F. Zobal

[57] **CLAIM**

The ornamental design for a balance exerciser, as shown.

DESCRIPTION

FIG. 1 is a side elevational view of a balance exerciser showing my new design.

FIG. 2 is an elevational view showing the side opposite that shown by FIG. 1, but with the device turned upside down.

FIG. 3 is a top plan view.

FIG. 4 is a bottom plan view.

FIG. 5 is a left end elevational view.

FIG. 6 is a right end elevational view.

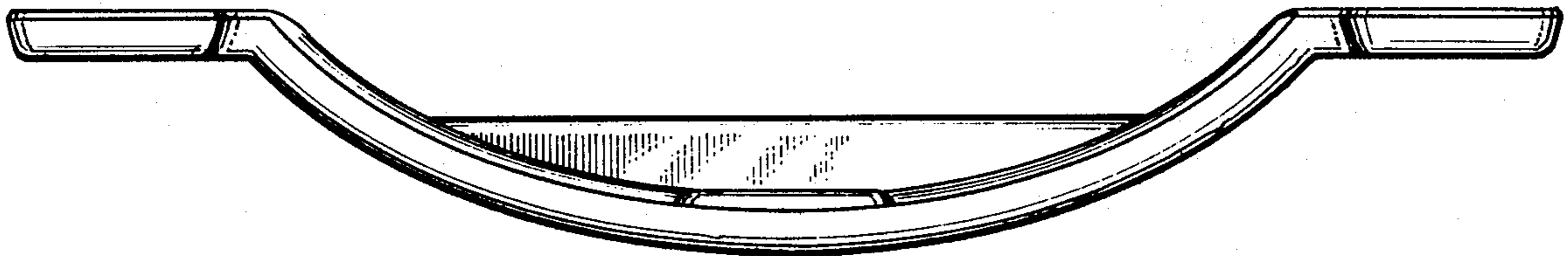


Fig. 1

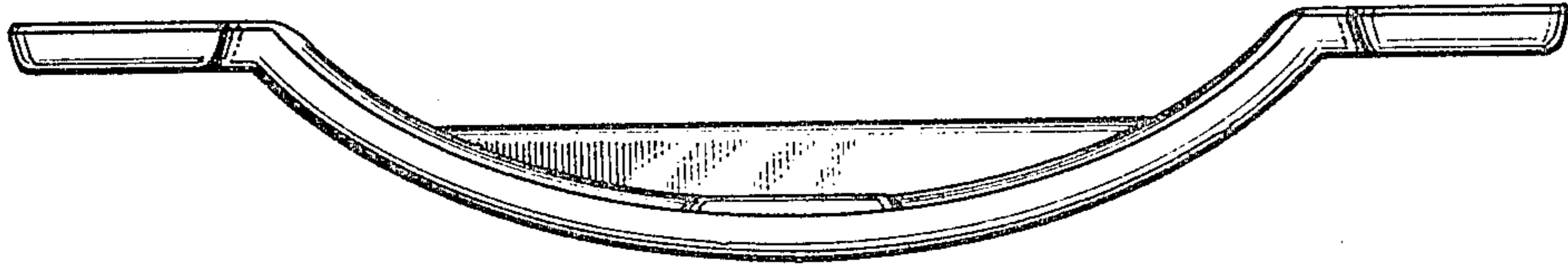


Fig. 2

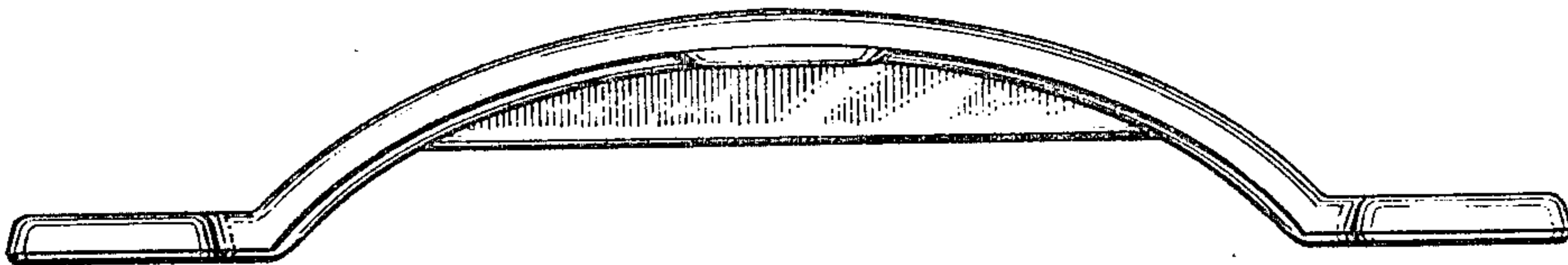


Fig. 3

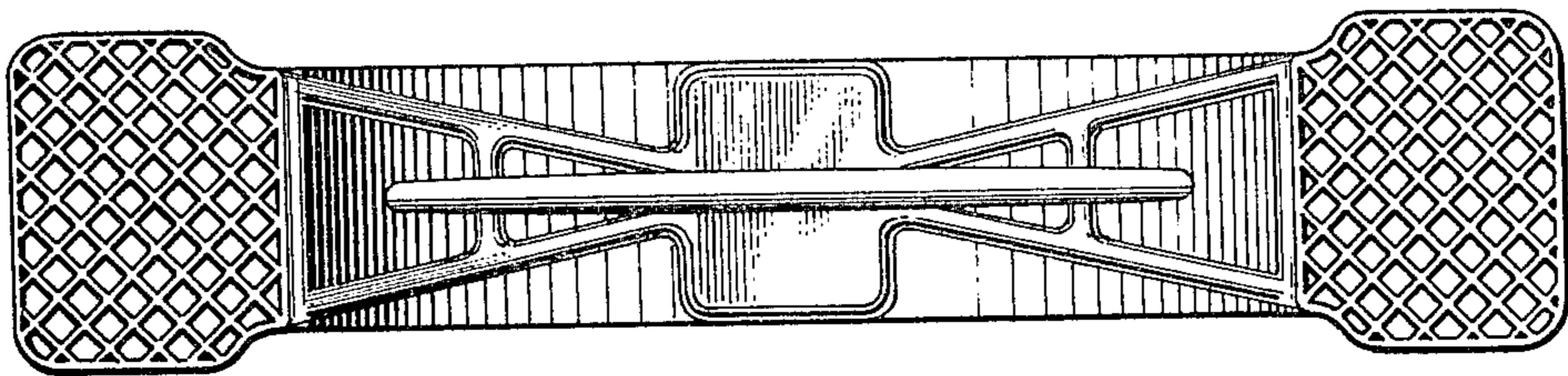


Fig. 4

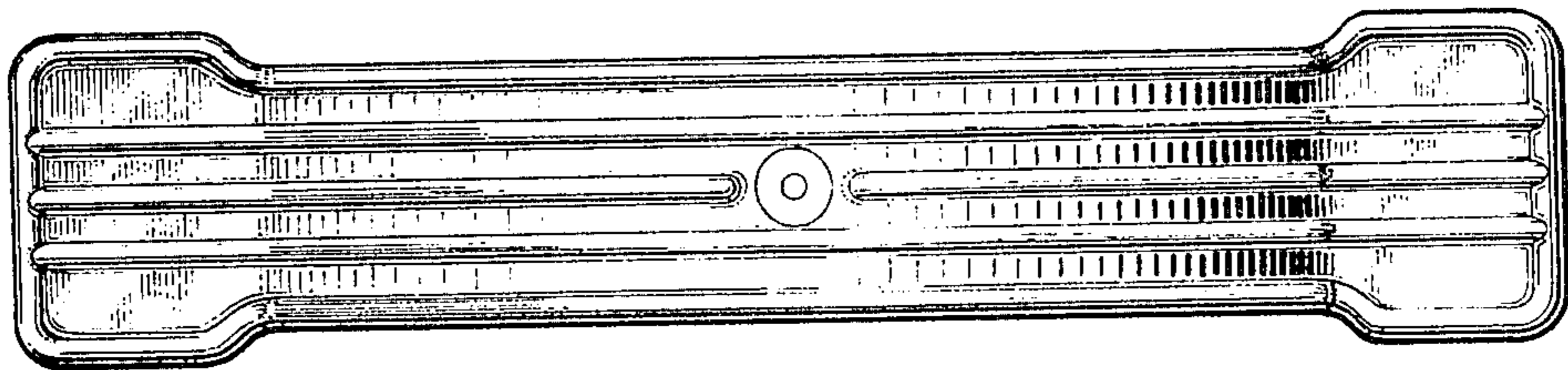


Fig. 5

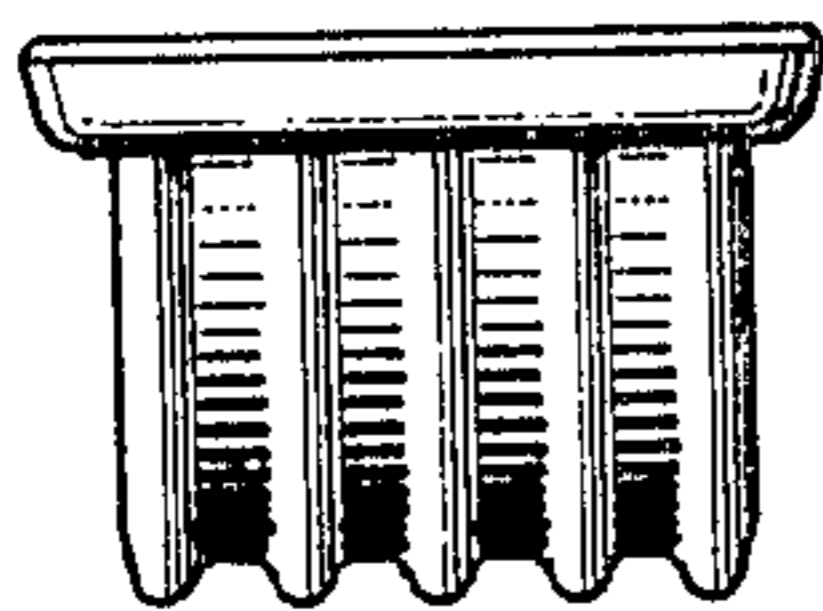


Fig. 6

