

[54] COMBINED RACK, VEGETABLE PEELER, AND KNIFE

[75] Inventors: Leonhard Hagedorn, Niederneisen; Rolf-Günter Schüle, Singhofen, both of Fed. Rep. of Germany

[73] Assignee: ITT Industries, Inc., New York, N.Y.

[**] Term: 14 Years

[21] Appl. No.: 251,566

[22] Filed: Apr. 6, 1981

[30] Foreign Application Priority Data

Oct. 31, 1980 [DE] Fed. Rep. of Germany ... 6MR1061

[52] U.S. Cl. D7/74; D7/147; D7/151

[58] Field of Search D8/107, 373; D7/99, D7/106, 151, 132, 152, 147, 150, 142, 137, 73, 74; 30/123, 123.5; 248/37.3, 37.6; 211/60 R, 60 T

[56] References Cited

U.S. PATENT DOCUMENTS

D. 125,284	2/1941	Murdock	D7/147
D. 191,325	9/1961	Hvale	D7/132
D. 266,136	9/1982	Peabody et al.	D7/74
1,937,424	11/1933	Champlin	248/37.6
2,164,117	6/1939	Mack	D7/147 X
2,245,880	6/1941	Tipton et al.	30/123
2,291,381	7/1942	Drake	248/37.6
3,796,454	3/1974	Williamson et al.	206/60 T
4,219,178	8/1980	Assion	D6/114 X

Primary Examiner—Winifred E. Herrmann
Attorney, Agent, or Firm—John T. O'Halloran; Peter R. Ruzek

[57] CLAIM

The ornamental design for a combined rack, vegetable peeler, and knife, as shown and described.

DESCRIPTION

FIG. 1 is a front elevational view of a combined rack, vegetable peeler, and knife showing our new design, the rear view thereof being flat and unornamented; FIG. 2 is a left side elevational view thereof; FIG. 3 is a right side elevational view thereof; FIG. 4 is a bottom plan view thereof; and FIG. 5 is a top plan view thereof.

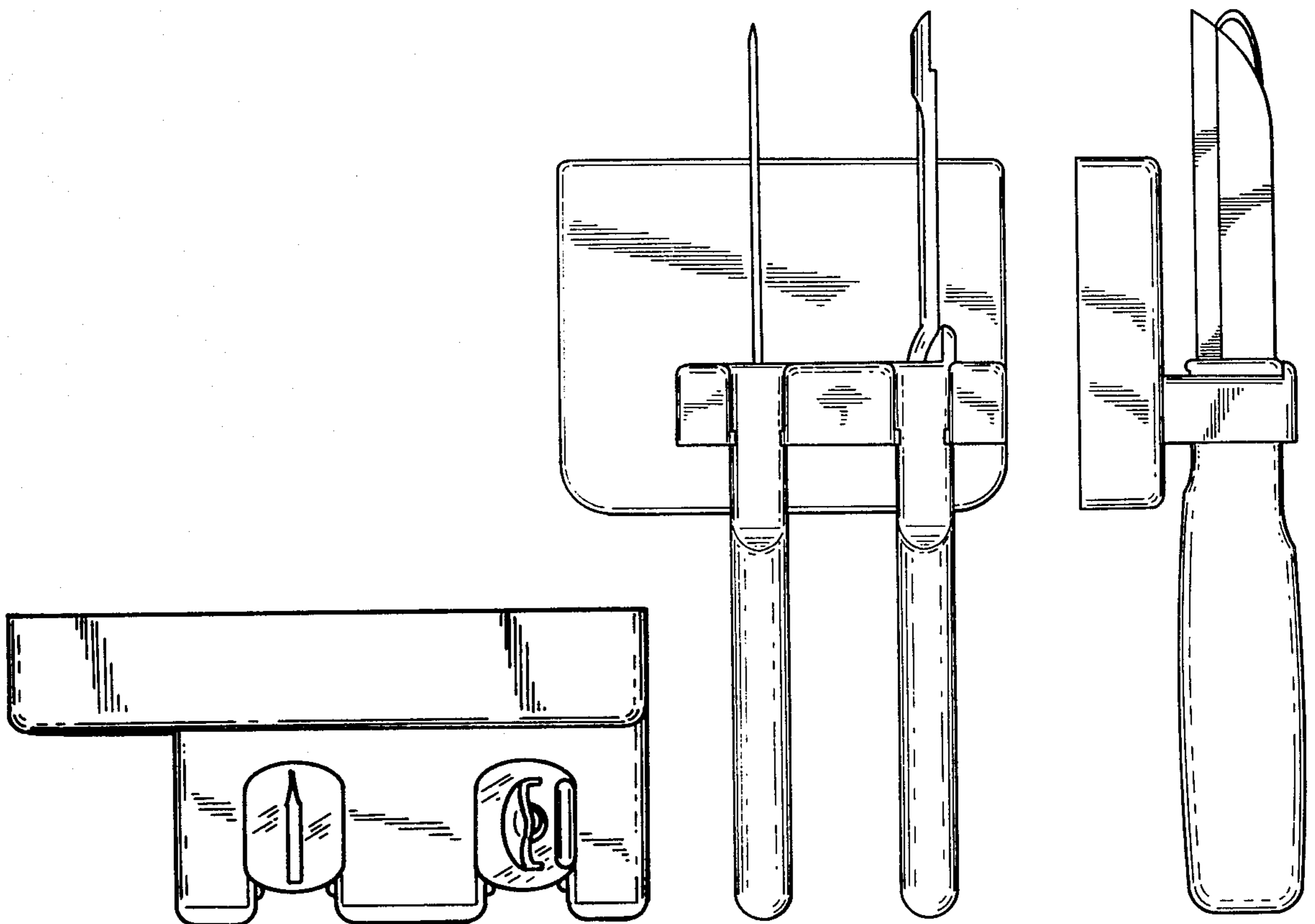


Fig. 1

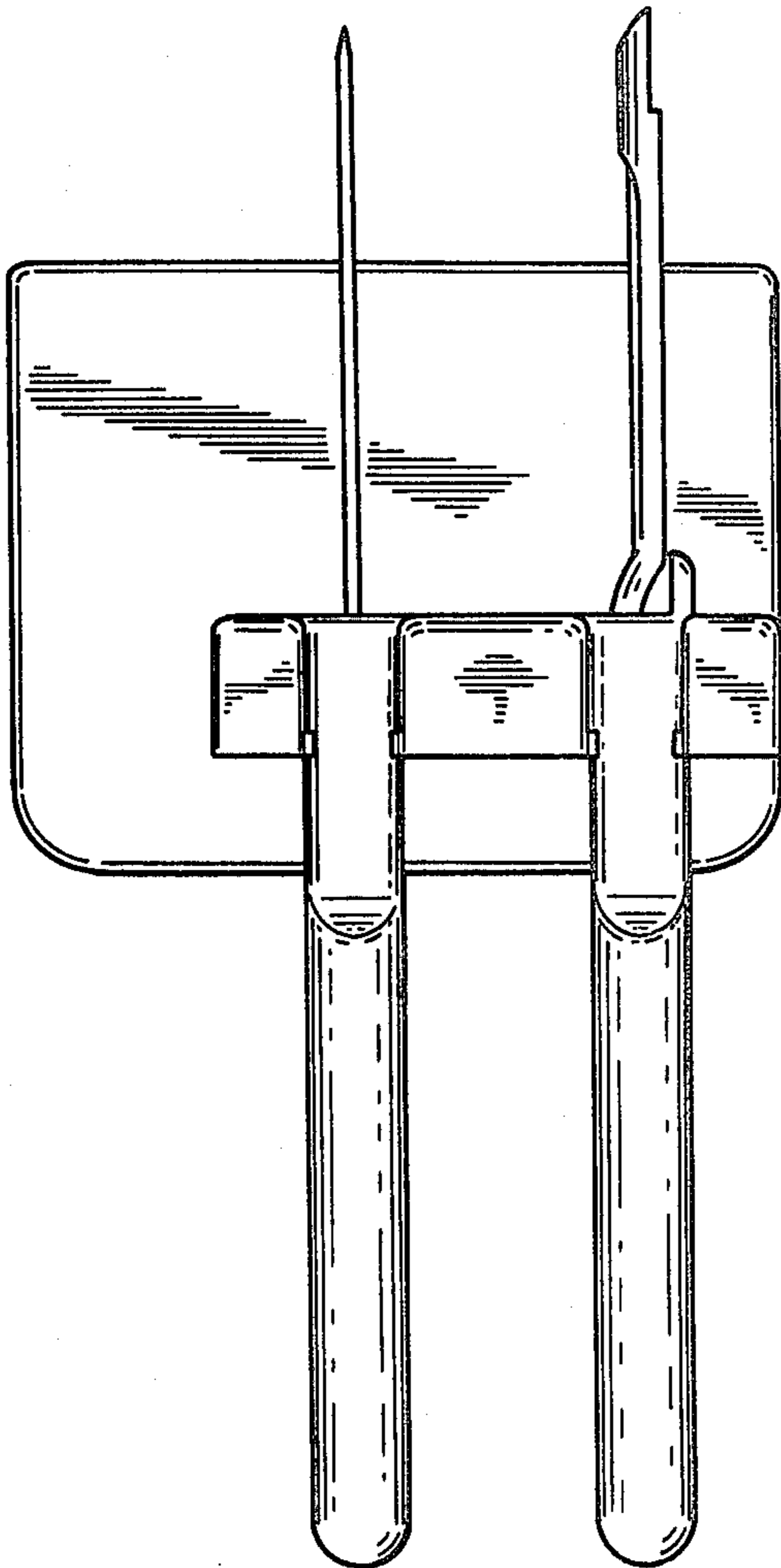


Fig. 2

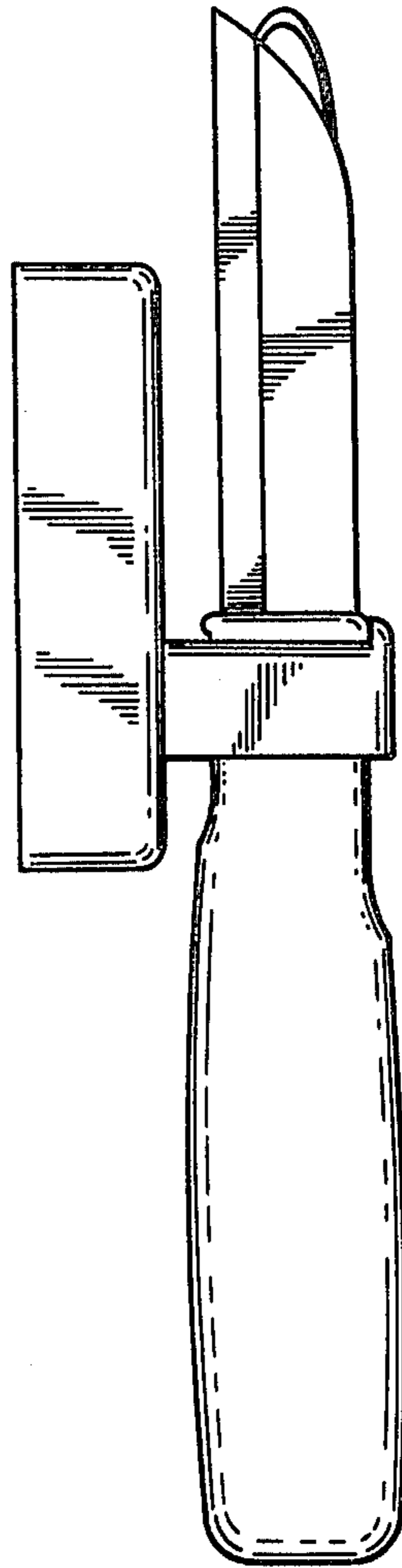


Fig. 3

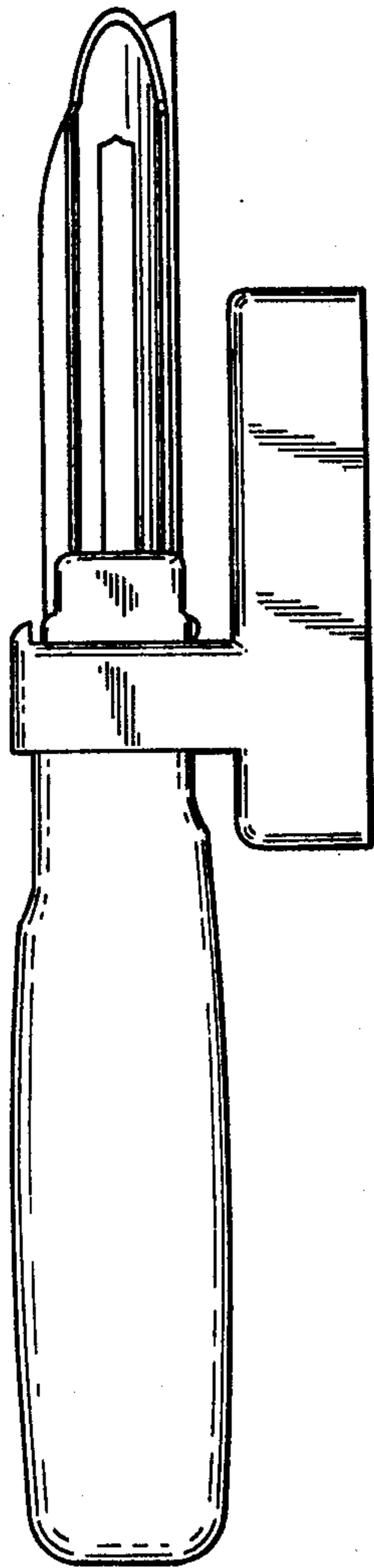


Fig. 4

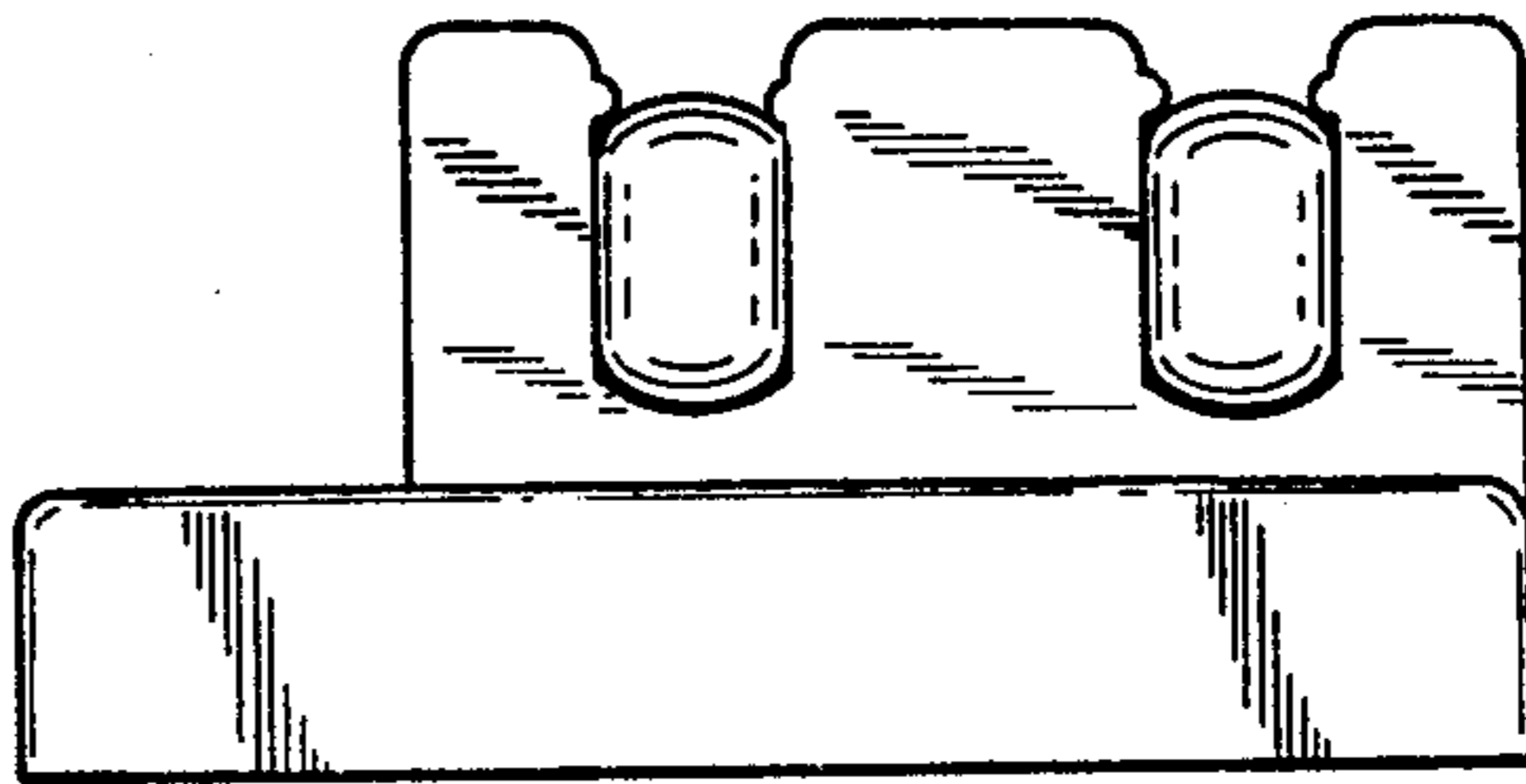


Fig. 5

