

[54] DENTAL AMALGAM CONDENSOR TIP OR THE LIKE

[76] Inventor: Steven G. Detsch, 4146 Bryan St., Oceanside, Calif. 92054

[**] Term: 14 Years

[21] Appl. No.: 347,774

[22] Filed: Feb. 11, 1982

[52] U.S. Cl. D24/10

[58] Field of Search 433/150, 141; D24/10, D24/11

[56] References Cited

U.S. PATENT DOCUMENTS

D. 53,958	10/1919	Zurbrigg	D24/11
1,491,129	4/1924	Bouyoucoglou	433/141
4,060,897	12/1977	Greenstein	433/141
4,364,730	12/1982	Axelsson	433/141

OTHER PUBLICATIONS

S.S. White Dental 1960, p. 59, Amalgam Condenser, top of page, 3rd down and right side.


Primary Examiner—Susan J. Lucas
Attorney, Agent, or Firm—Michael W. York

[57] CLAIM

The ornamental design for a dental amalgam condensor tip or the like, substantially as shown and described.

DESCRIPTION

FIG. 1 is a top plan view of a dental amalgam condensor tip or the like showing my new design;
 FIG. 2 is a bottom plan view of said dental amalgam condensor tip or the like;
 FIG. 3 is an elevational view of the right side of said dental amalgam condensor tip or the like;
 FIG. 4 is an elevational view of the left side of said dental amalgam condensor tip or the like;
 FIG. 5 is an elevational view of the front of said dental amalgam condensor tip or the like; and
 FIG. 6 is an elevational view of the rear of said dental amalgam condensor tip or the like.
 The broken lines are shown for illustrative purposes only.



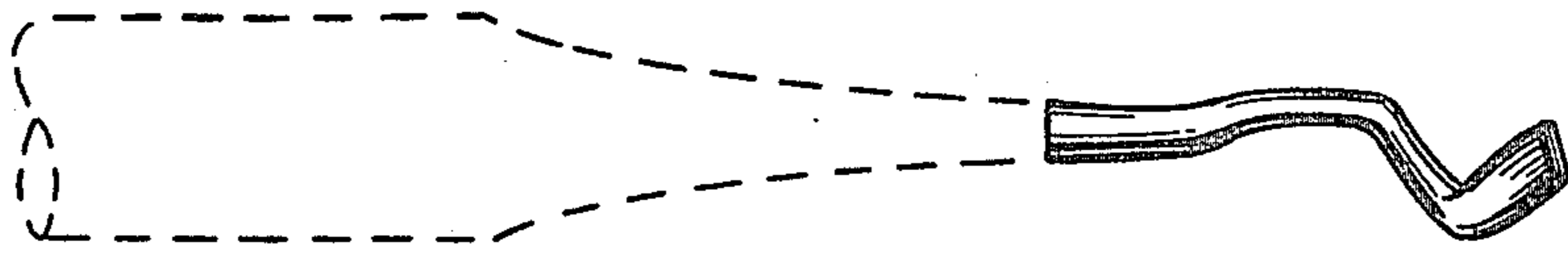


Fig. 1

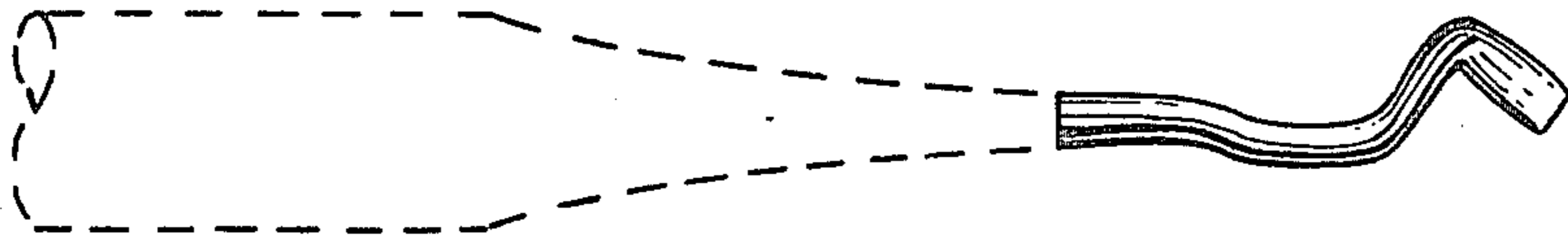


Fig. 2

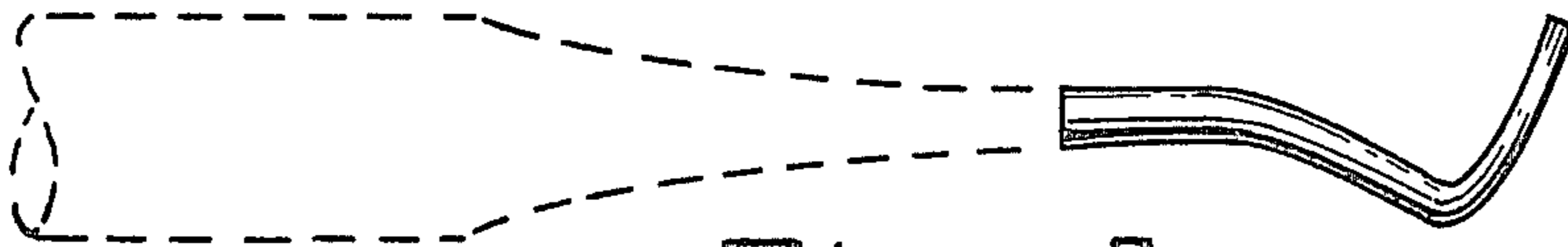


Fig. 3

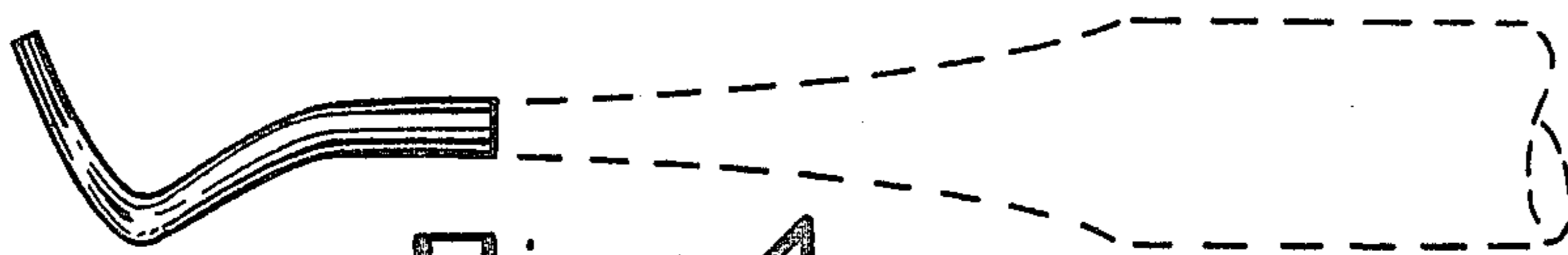


Fig. 4



Fig. 5



Fig. 6