

[54] **DISPLAY RACK MODULE**

[76] **Inventor:** Wolf-Dietrich Hannecke, Rischenau  
Weg 6, 3410 Northeim, Fed. Rep. of  
Germany

[\*\*] **Term:** 14 Years

[21] **Appl. No.:** 344,784

[22] **Filed:** Feb. 1, 1982

**Related U.S. Application Data**

[63] Continuation-in-part of Ser. No. 38,723, May 14, 1979,  
Pat. No. Des. 266,210.

[30] **Foreign Application Priority Data**

Jan. 10, 1979 [DE] Fed. Rep. of Germany ..... MR 47

[52] **U.S. Cl.** ..... D6/510; D6/457;  
D6/467

[58] **Field of Search** ..... D6/23, 24, 25, 27, 85,  
D6/146, 149, 181, 184, 189, 191, 20; 108/61,  
144, 151; 211/13, 49 R, 107, 112, 126, 128, 131,  
129, 133, 163, 183

[56] **References Cited**

**U.S. PATENT DOCUMENTS**

D. 148,071	12/1947	Katz .....	D6/189
D. 156,256	11/1949	Kivett .....	D6/189
D. 211,430	6/1968	Balos .....	D6/149
D. 222,600	11/1971	Wells .....	D6/20
D. 224,775	9/1972	Brother .....	D6/27
D. 234,475	3/1975	Markus .....	D6/24
D. 240,104	6/1976	Juhlin .....	D6/184
D. 247,530	3/1978	Edwards .....	D6/184

**FOREIGN PATENT DOCUMENTS**

1055433 5/1979 Canada ..... 211/107

*Primary Examiner*—B. J. Bullock

*Attorney, Agent, or Firm*—Michael J. Striker

[57] **CLAIM**

The ornamental design for a display rack module, sub-  
stantially as shown and described.

**DESCRIPTION**

FIG. 1 is an isometric view showing a display rack module embodying my new design; FIG. 2 is a top plan view thereof; FIG. 3 is a view from below thereof; and FIG. 4 is a reduced side elevational view of a second embodiment of the design in FIG. 1, the only difference being the association of our modules, the broken lines being for illustrative purposes only.

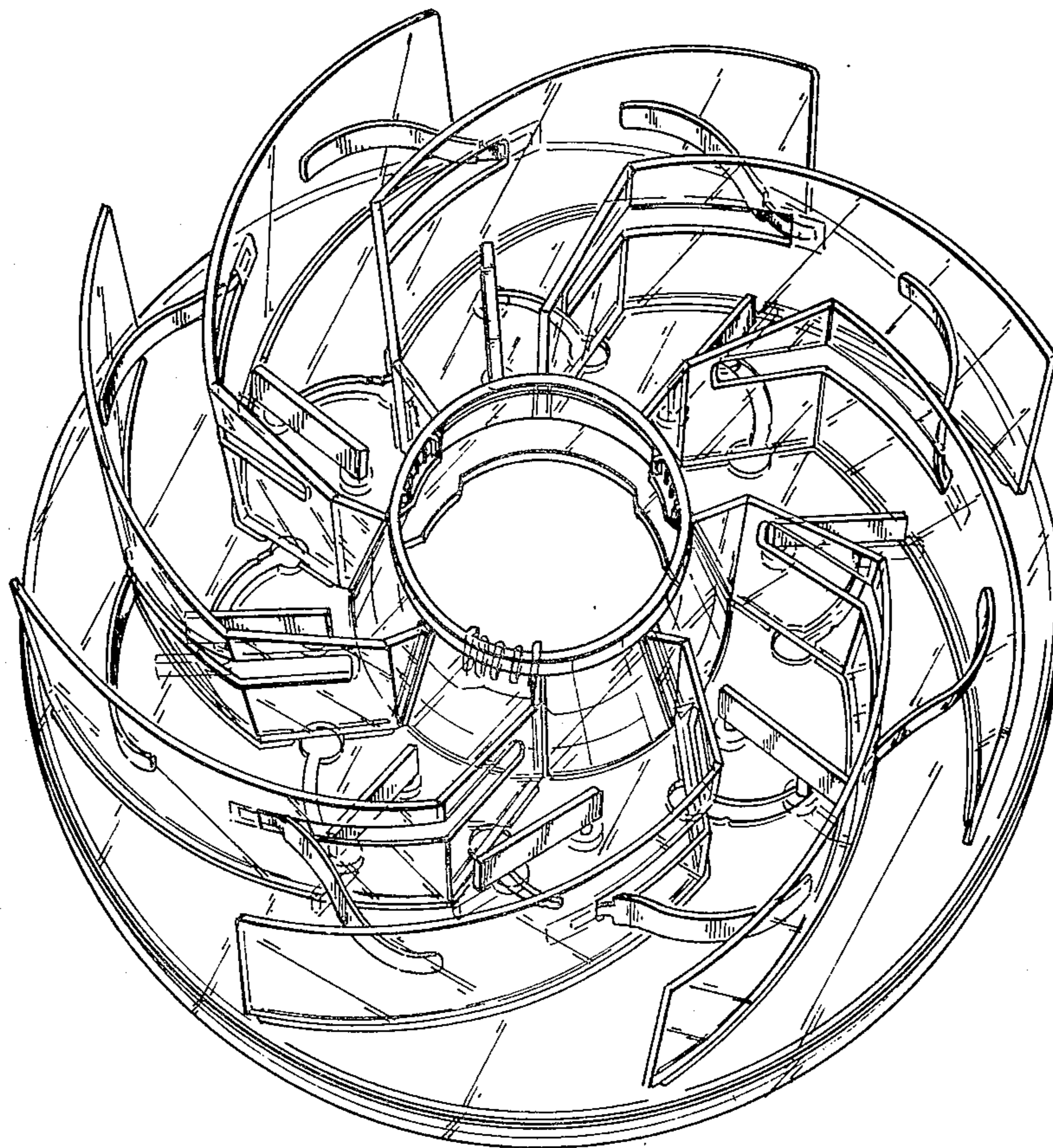
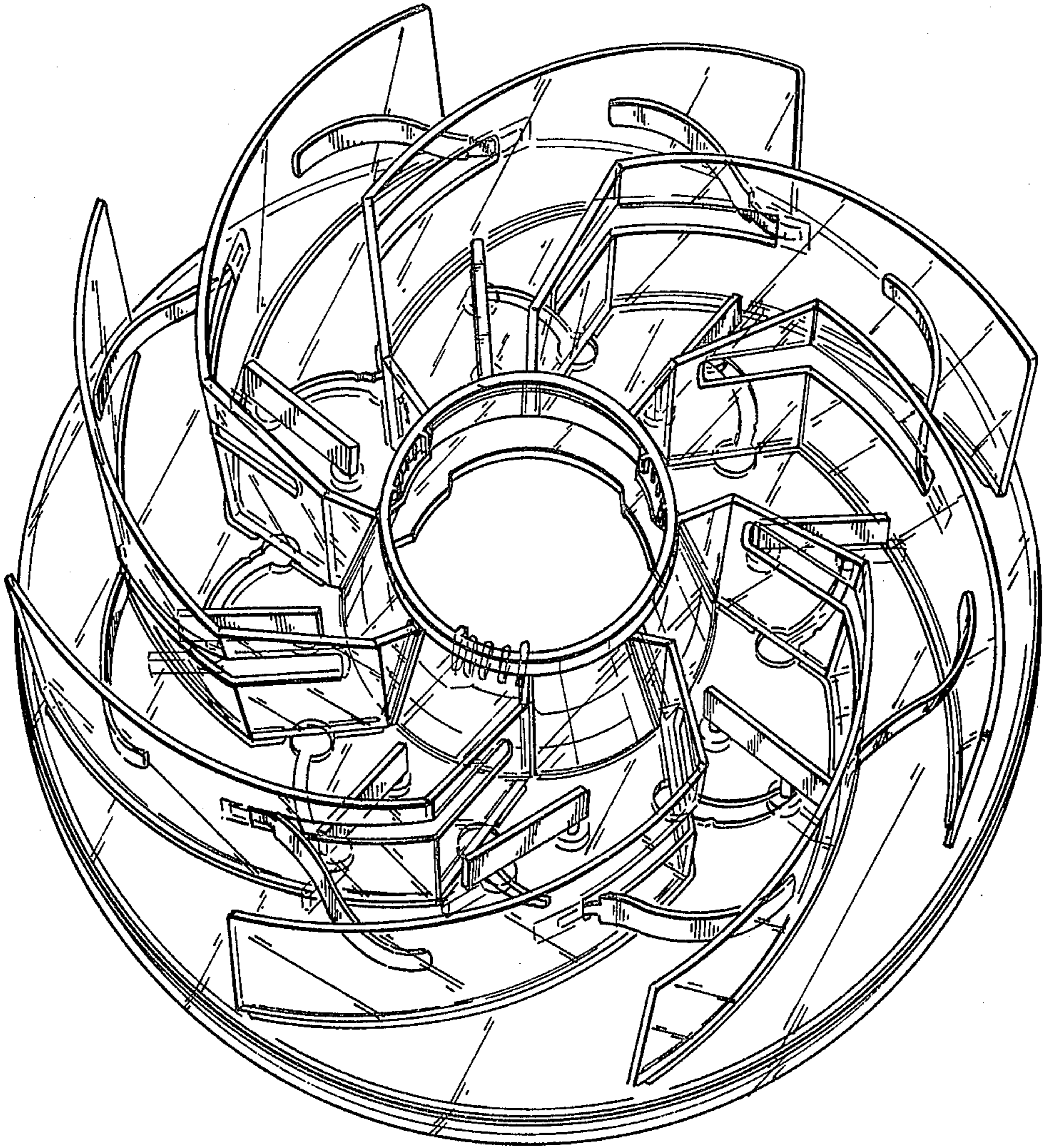


FIG-1



*FIG-2*

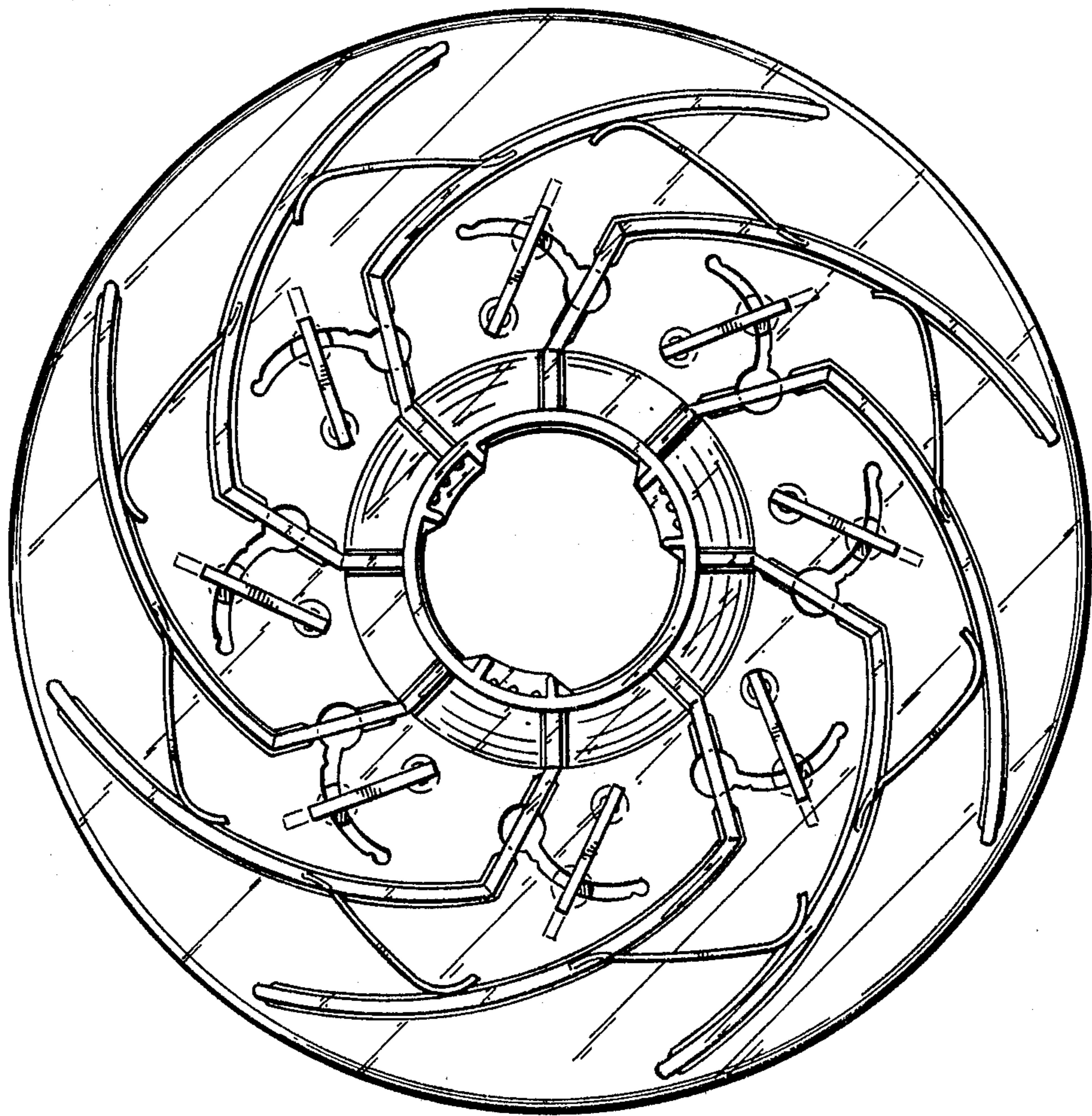


FIG-3




FIG-4

