

[54] COMBINED CADDY AND ENCLOSURE FOR A VIDEO RECORDER AND MONITOR

[76] Inventor: Steven G. Leiserson, 9190 Manor Dr., La Mesa, Calif. 92041

[**] Term: 14 Years

[21] Appl. No.: 388,341

[22] Filed: Jun. 14, 1982

[52] U.S. Cl. D3/33; D3/71; D3/77

[58] Field of Search D3/30.1, 33, 35, 71, D3/74, 76-79; 150/52 R, 52 J

[56] References Cited

U.S. PATENT DOCUMENTS

- D. 261,213 10/1981 Perethian et al. D3/71
- D. 265,696 8/1982 Koszegi D3/33
- D. 270,494 9/1983 Koszegi D3/33
- 4,260,004 4/1981 Domke D3/33

4,403,638 9/1983 Baum 150/52 J

FOREIGN PATENT DOCUMENTS

264684 1/1927 United Kingdom 150/52 J

Primary Examiner—George P. Word
Attorney, Agent, or Firm—Charmasson & Holz

[57] CLAIM

The ornamental design for a combined caddy and enclosure for a video recorder and monitor, substantially as shown and described.

DESCRIPTION

FIG. 1 is a front perspective view of a combined caddy and enclosure for a video recorder and monitor showing my new design;
FIG. 2 is a rear perspective view thereof;
FIG. 3 is a perspective view thereof in the open condition with the handle and shoulder strap removed; and
FIG. 4 is a bottom plan view of FIG. 1.

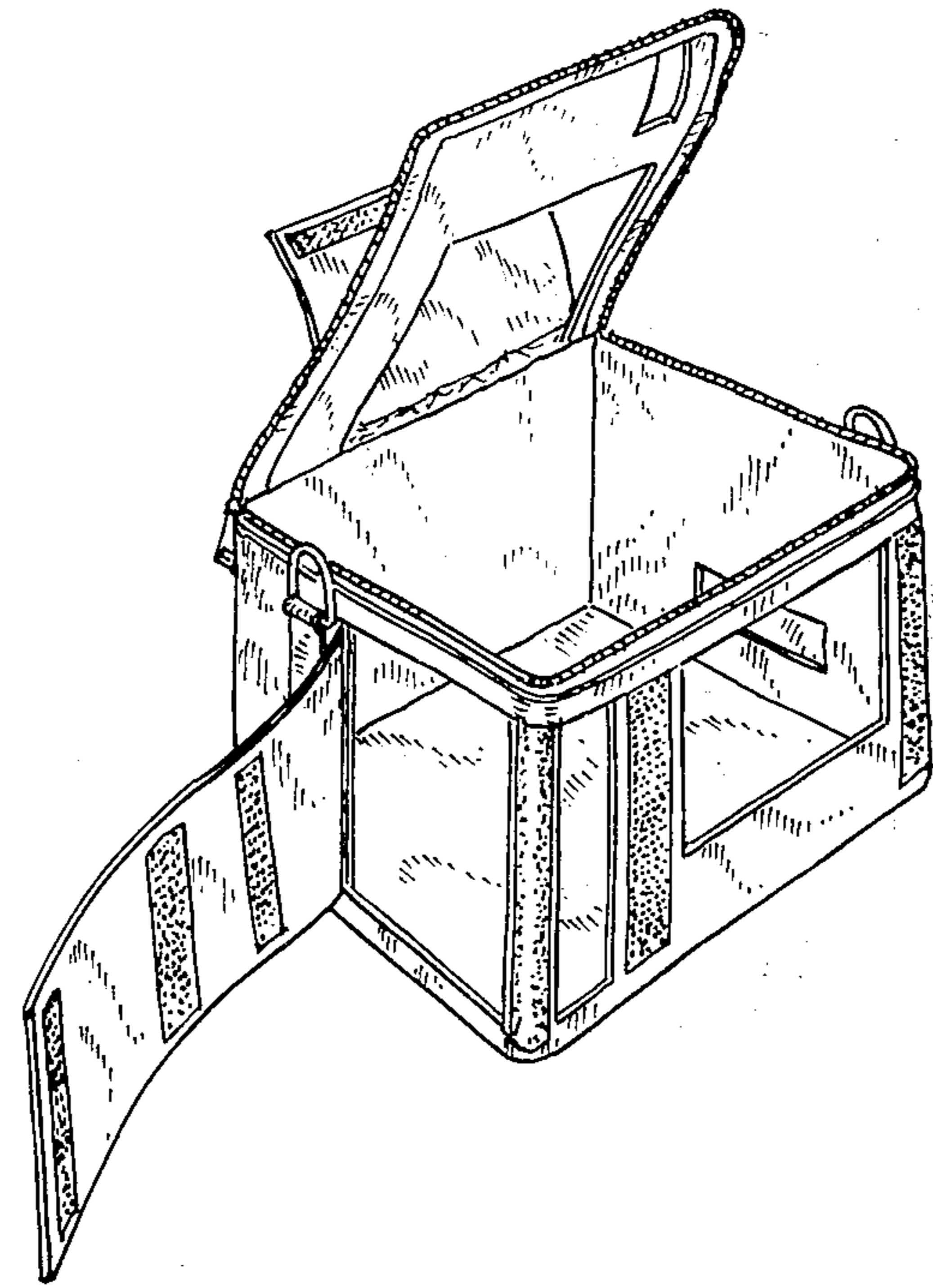


Fig. 1

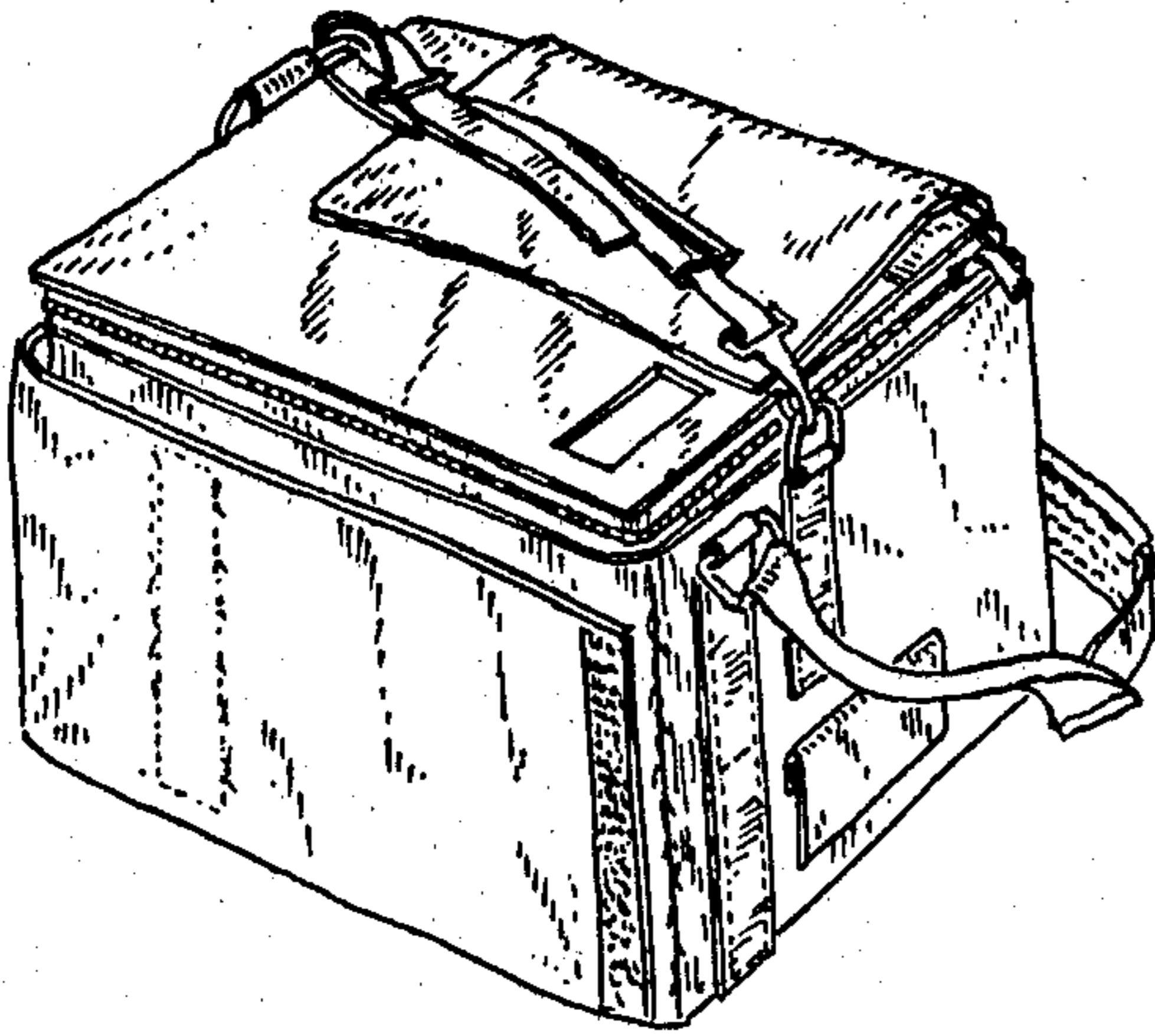


Fig. 2




Fig. 3

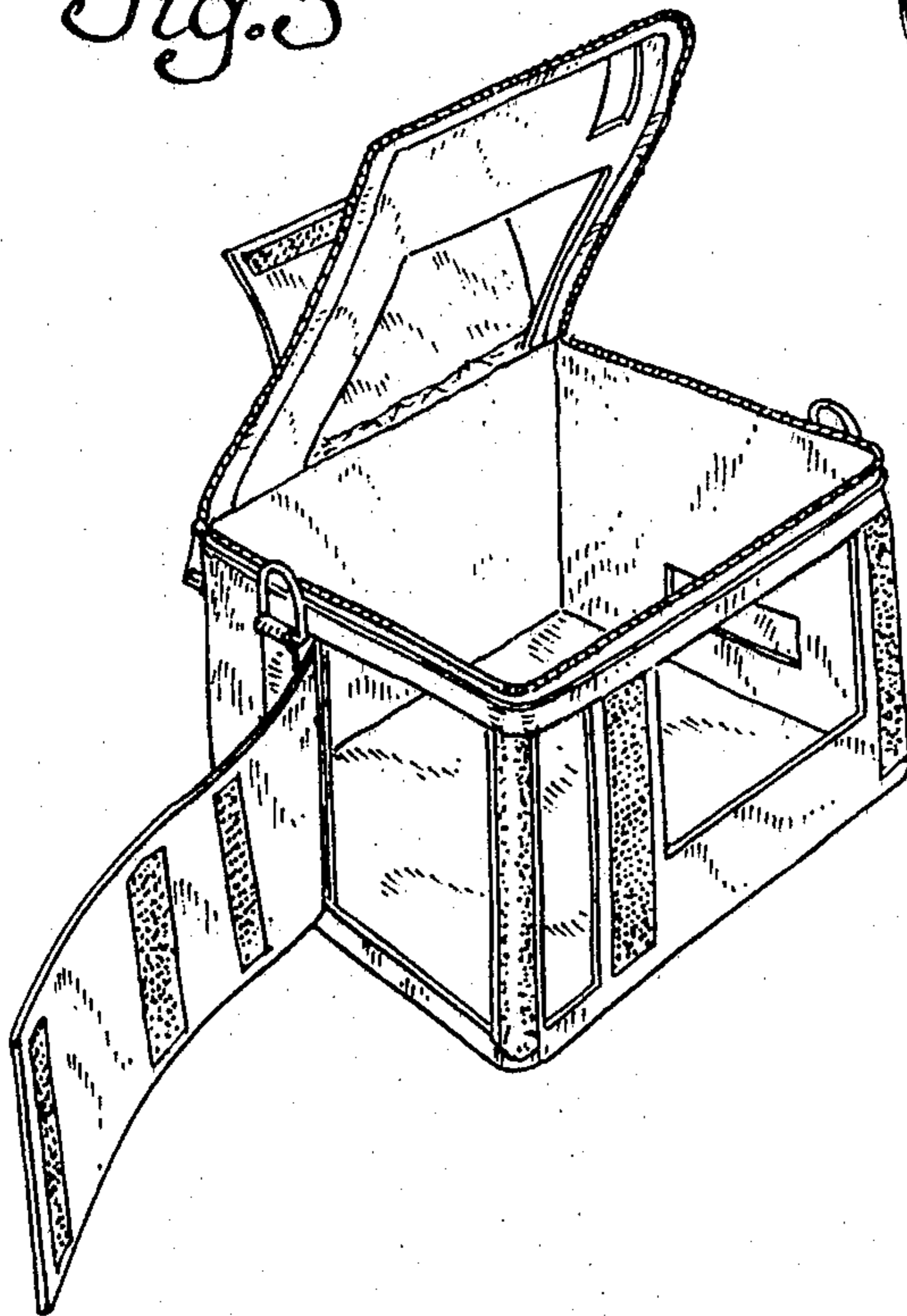


Fig. 4

