

[54] **WAIST-MOUNTED BALL PADDLE**

[76] **Inventor: William J. McMeley, 2502 Canyon Creek Dr., Sherman, Tex. 75090**

[**] **Term: 14 Years**

[21] **Appl. No.: 326,222**

[22] **Filed: Dec. 1, 1981**

Related U.S. Application Data

[62] **Division of Ser. No. 13,669, Feb. 21, 1979.**
[52] **U.S. Cl. D21/213**
[58] **Field of Search D21/213, 210, 212; 273/414, DIG. 19, 67 A, 67 R**

[56] **References Cited**

U.S. PATENT DOCUMENTS

D. 248,883 8/1978 McAllister D21/213
D. 263,408 3/1982 McMeley D21/213
3,518,024 6/1970 Wilson 273/67 R
3,774,910 11/1973 Walker, Jr. 372/DIG. 19
3,782,727 1/1974 Chirnomas 273/DIG. 19

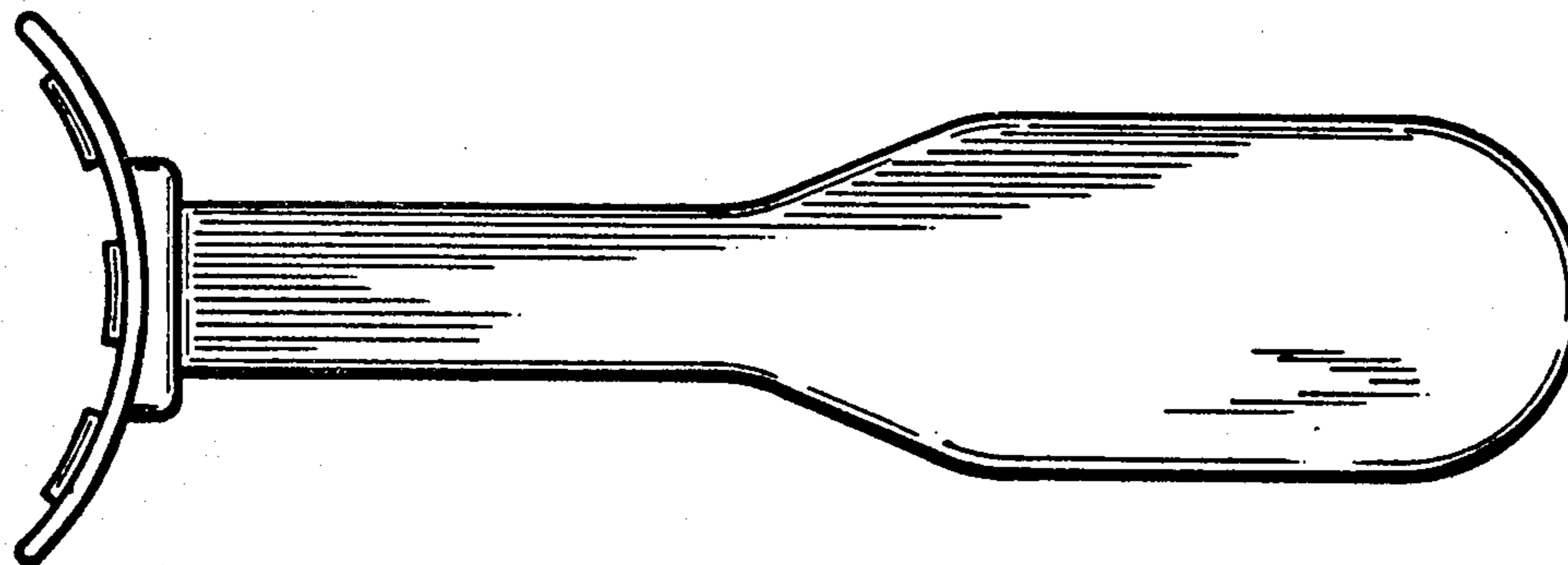
Primary Examiner—Melvin B. Feifer
Attorney, Agent, or Firm—Richards, Harris & Medlock

[57] **CLAIM**

The ornamental design for a waist-mounted ball paddle, as shown and described.

DESCRIPTION

FIG. 1 is a top plan view of a waist-mounted ball paddle showing my new design;
FIG. 2 is a side elevational view thereof;
FIG. 3 is a front elevational view thereof; and
FIG. 4 is a rear elevational view thereof.



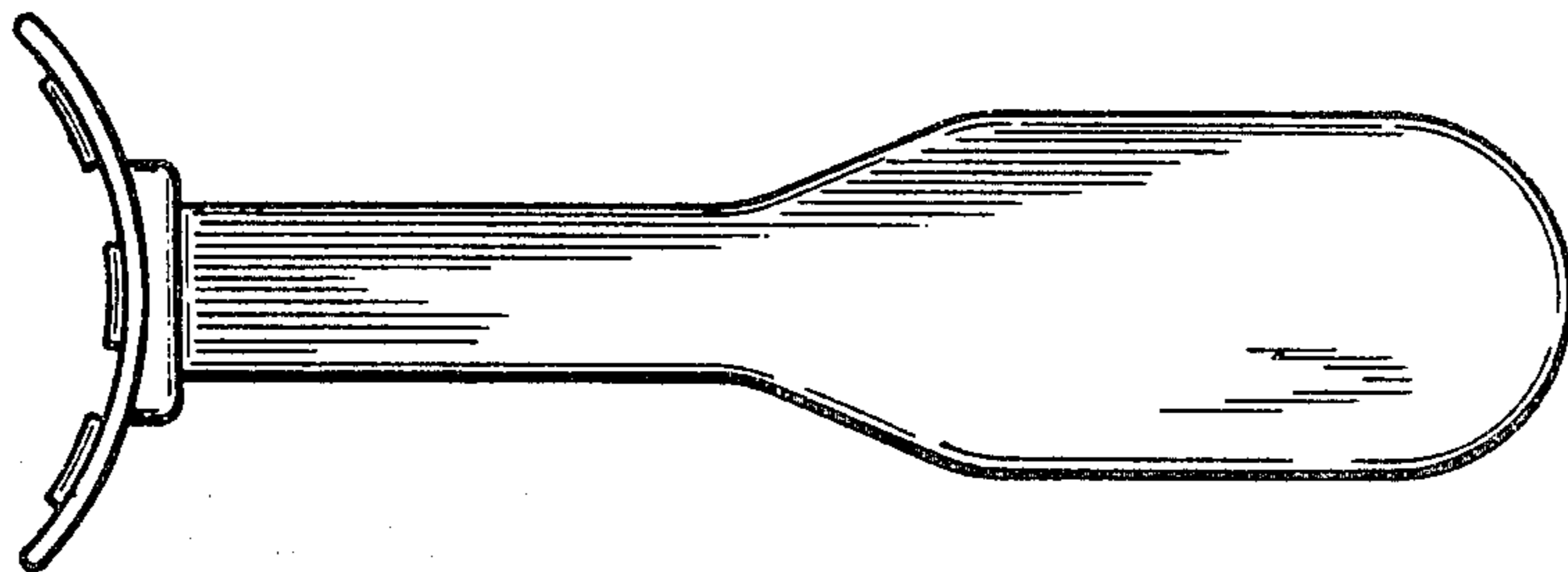


FIG. 1



FIG. 2

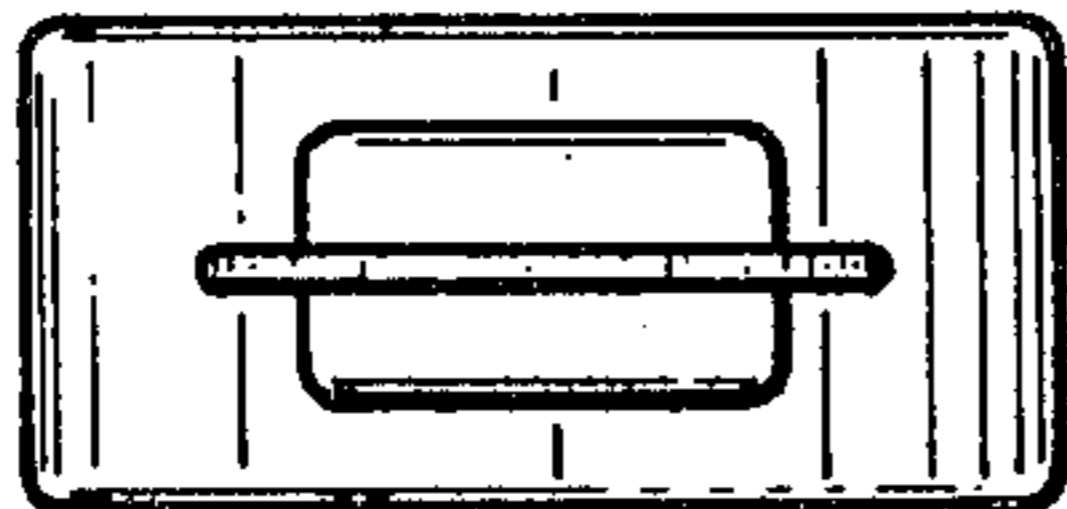


FIG. 3

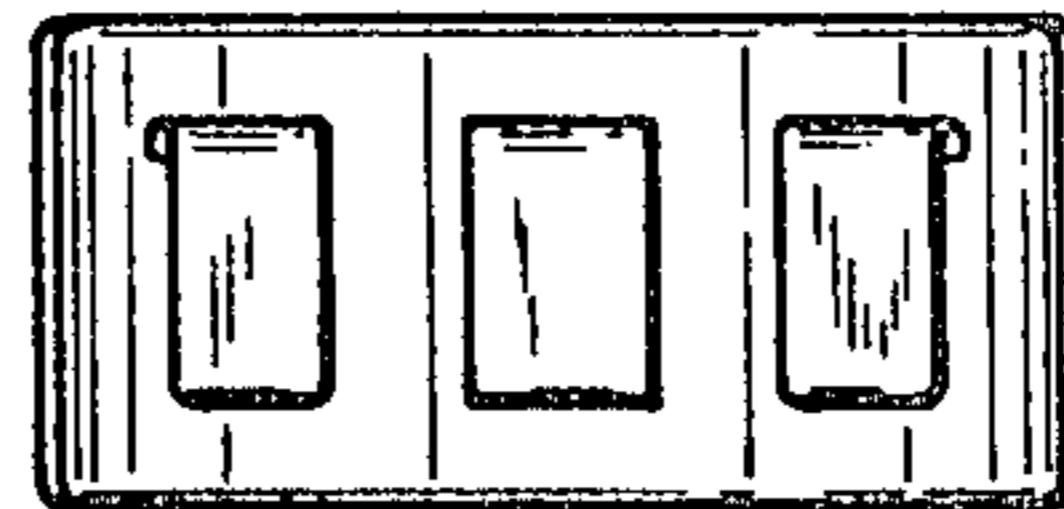


FIG. 4