

[54] **ELECTRONIC CALCULATOR**

[75] **Inventor: Kazuo Yamada, Osaka, Japan**

[73] **Assignee: Sharp Corporation, Osaka, Japan**

[\*\*] **Term: 14 Years**

[21] **Appl. No.: 410,473**

[22] **Filed: Mar. 15, 1982**

[30] **Foreign Application Priority Data**

Sep. 18, 1981 [JP] Japan ..... 56-41927  
[52] **U.S. Cl. .... D18/7**  
[58] **Field of Search .... D18/2, 6-8,  
D18/11, 12; D10/46.1, 2; D21/13;  
364/706-710; 200/5 A; D14/100, 106, 115**

[56] **References Cited**

**U.S. PATENT DOCUMENTS**

D. 262,140 9/1981 Yamagami et al. .... D18/11 X  
D. 269,355 6/1983 Yamagami ..... D18/7  
3,978,328 8/1976 Fabry et al. .... 364/709  
4,190,748 2/1980 Langford ..... 200/5 A

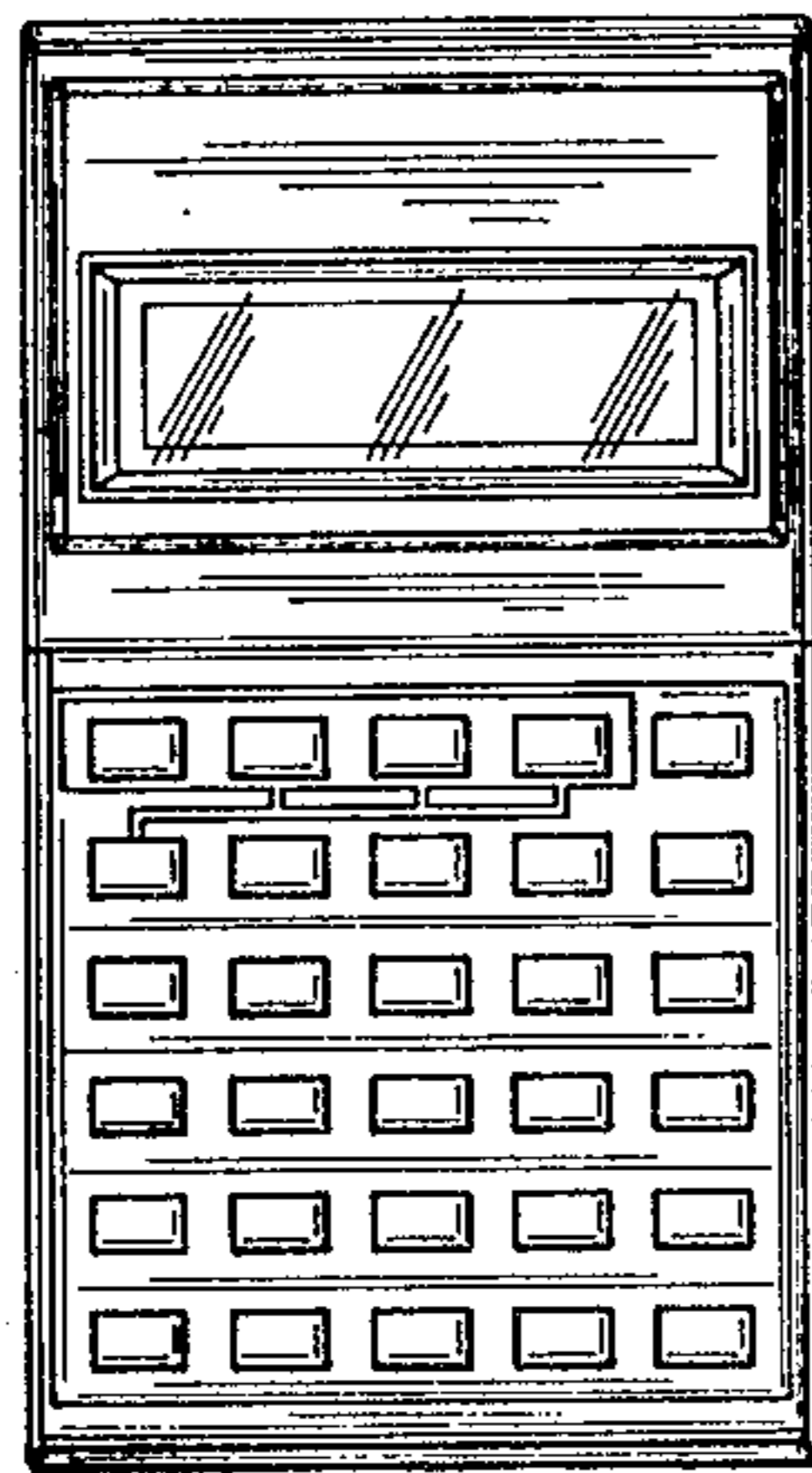
*Primary Examiner*—Louis S. Zarfes  
*Attorney, Agent, or Firm*—Flehr, Hohbach, Test,  
Albritton & Herbert


[57] **CLAIM**

The ornamental design for an electronic calculator, as shown and described.

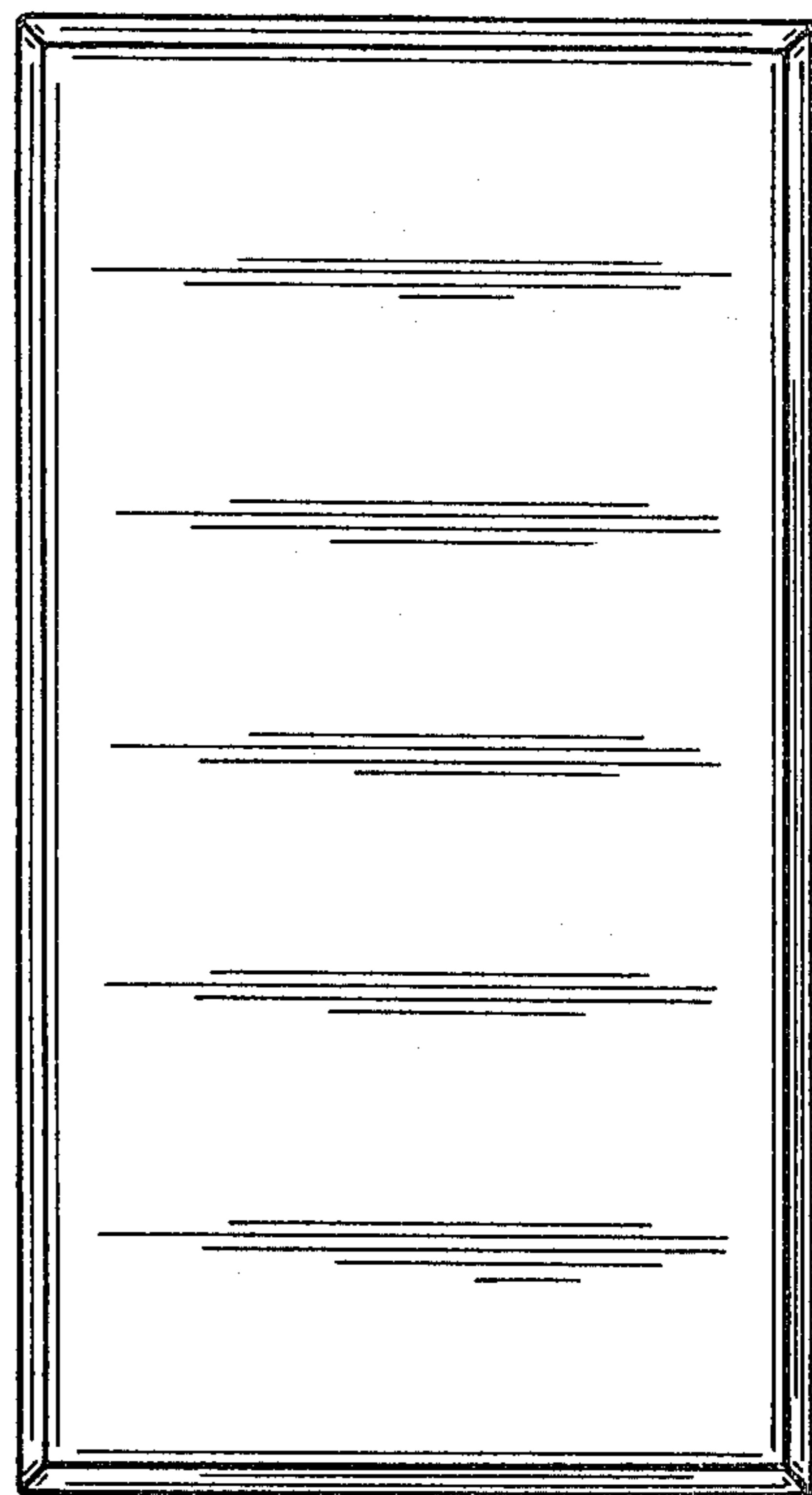
**DESCRIPTION**

FIG. 1 is a top plan view of an electronic calculator showing my new design;  
FIG. 2 is a bottom plan view thereof;  
FIG. 3 is a front elevational view thereof;  
FIG. 4 is a rear elevational view thereof; and  
FIG. 5 is a right side elevational view thereof, the left side view being the same.







**FIG\_1**



**FIG\_2**



**FIG\_3**



**FIG\_4**



**FIG\_5**