

[54] TAPE CARTRIDGE

[76] Inventors: Tokuzo Shimizu, 2-4-7, Tamagawa, Denenchofu, Setagaya-ku, Tokyo, Japan

[\*\*] Term: 14 Years

[21] Appl. No.: 257,048

[22] Filed: Apr. 24, 1981

[30] Foreign Application Priority Data

Jul. 1, 1980 [JP] Japan ..... 55-026452

[52] U.S. Cl. .... D14/11

[58] Field of Search ..... D14/11; 206/387; 242/71.8

[56] References Cited

U.S. PATENT DOCUMENTS

D. 262,369 12/1981 Hatakeyama ..... D14/11  
4,065,075 12/1977 Holcomb ..... 242/71.8 X

OTHER PUBLICATIONS

Handbook of Designs & Devices, C. P. Hornung, ©146, Dover, N.Y., p. 8, Design #70.  
Radio Shack Cat. #276, 1977 Cat., p. 65, Item #'s 44-618 & 44-619.

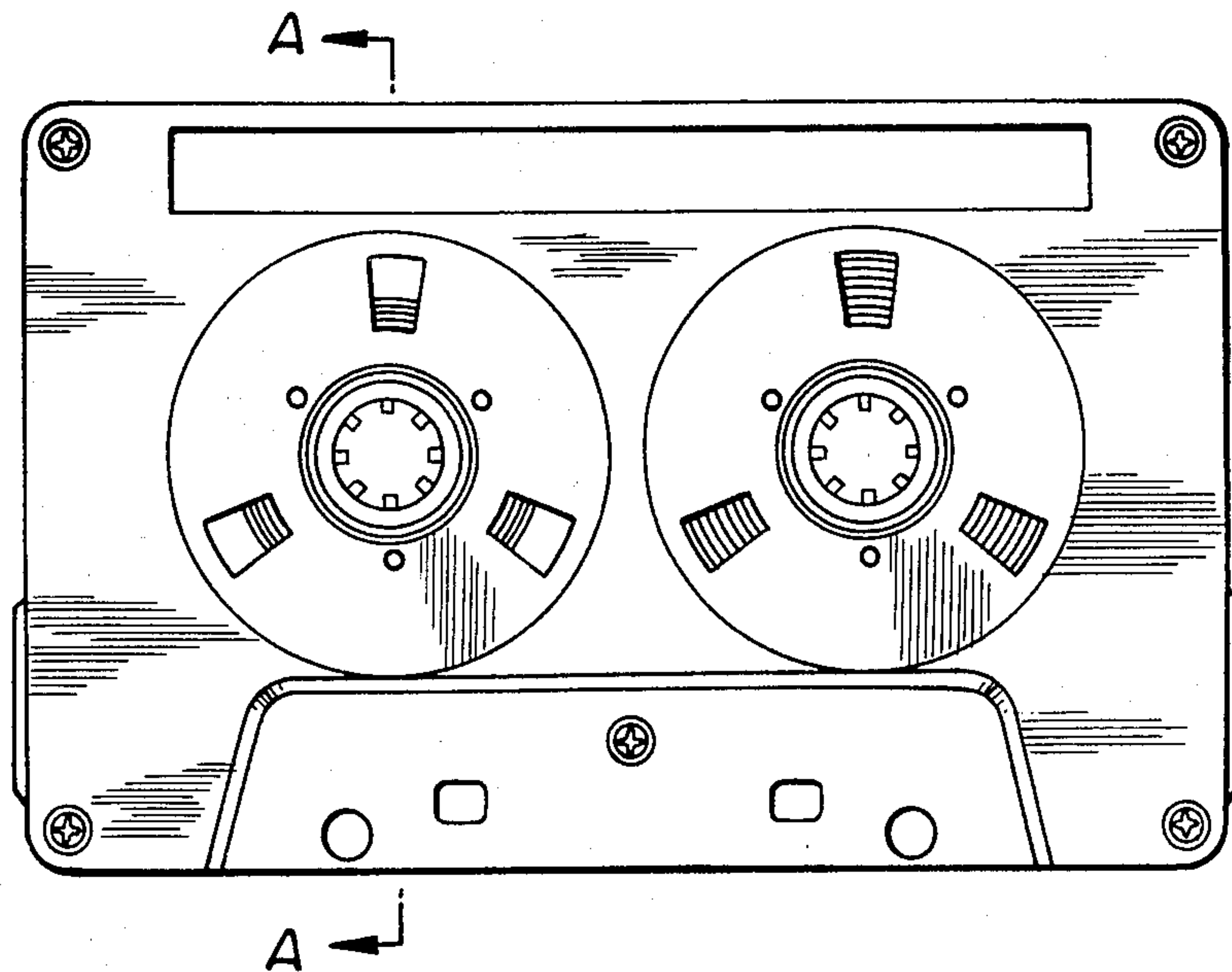
Primary Examiner—Jane E. Corrigan  
Attorney, Agent, or Firm—James C. Wray

[57] CLAIM

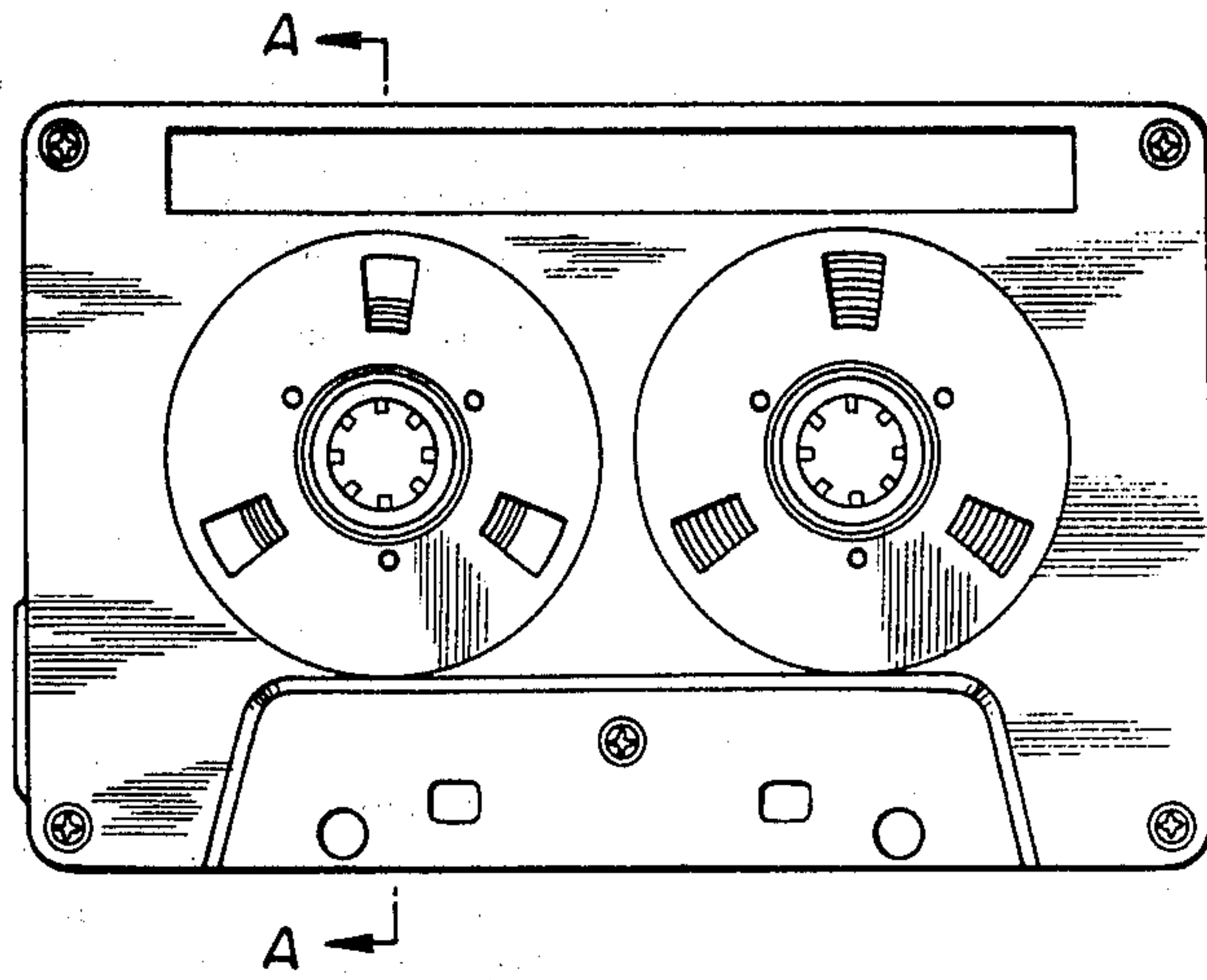
The ornamental design for tape cartridge, as shown and described.

DESCRIPTION


FIG. 1 is a front elevational view of a tape cartridge showing my new design;  
FIG. 2 is a top plan view thereof;  
FIG. 3 is a rear elevational view thereof;  
FIG. 4 is a right side elevational view thereof;  
FIG. 5 is a bottom plan view thereof; and  
FIG. 6 is an enlarged sectional view taken along line A—A in FIG. 1.



**FIG.1**



**FIG.2**



**FIG.3**




FIG.5

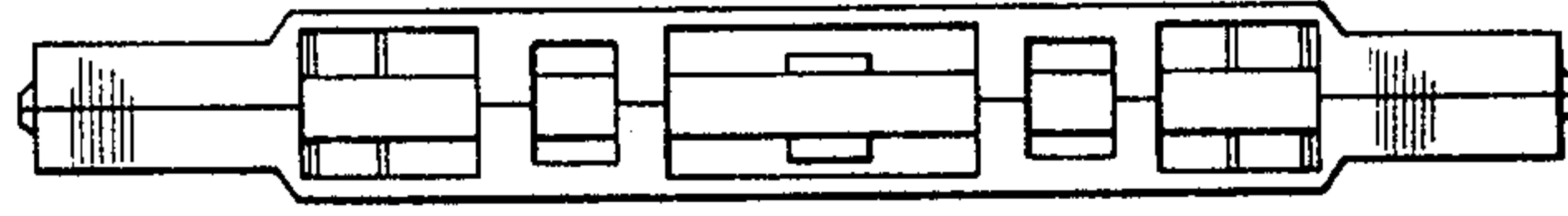


FIG.6

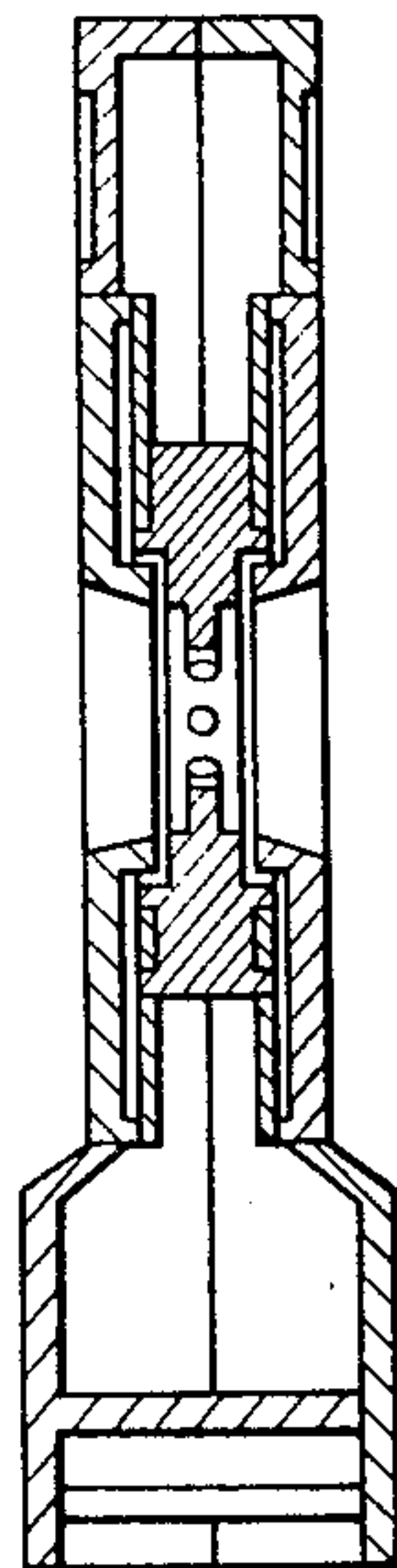


FIG.4

