

**United States Patent** [19]

**Bauwens et al.**

[11] **Patent Number: Des. 275,732**

[45] **Date of Patent: \*\* Oct. 2, 1984**

[54] **LIQUID DISPENSING CONTAINER**

[75] **Inventors: Joseph A. Bauwens, Lafayette; David B. Weiner, Concord, both of Calif.**

[73] **Assignee: Dey Laboratories, Inc., Concord, Calif.**

[\*\*] **Term: 14 Years**

[21] **Appl. No.: 380,924**

[22] **Filed: May 21, 1982**

[52] **U.S. Cl. .... D9/302; D9/338; D9/436**

[58] **Field of Search ..... D9/371, 302, 447, 337, D9/338, 436; 222/92, 96, 107; 215/1 R, 1 C, 100 R, 100 A**

[56] **References Cited**

**U.S. PATENT DOCUMENTS**

D. 102,638 1/1937 Nitardy ..... D9/302

D. 196,329 9/1963 Weckesser ..... D9/302  
D. 233,313 10/1974 Turner et al. .... D9/371  
D. 248,448 7/1978 McClure et al. .... D24/63  
D. 262,942 2/1982 DiPisa ..... D9/302  
2,968,262 1/1961 Lacey ..... D9/302 X

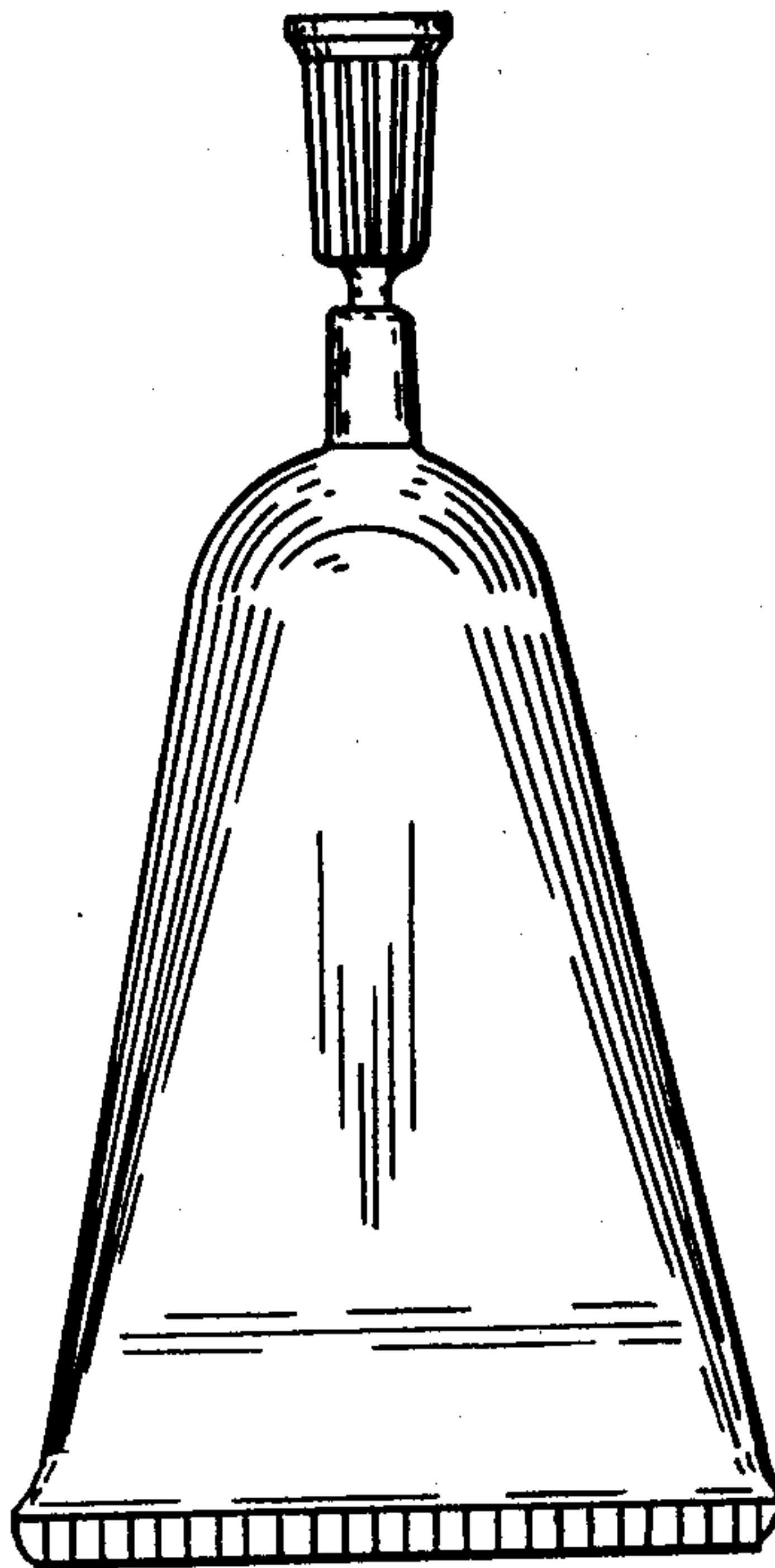
*Primary Examiner*—Robert C. Spangler  
*Attorney, Agent, or Firm*—Flehr, Hohbach, Test, Albritton & Herbert

[57] **CLAIM**

The ornamental design for a liquid dispensing container, as shown.

**DESCRIPTION**

FIG. 1 is a perspective view of a liquid dispensing container showing our new design; FIG. 2 is a side elevational view; FIG. 3 is an elevational view; FIG. 4 is a top plan view; and, FIG. 5 is a bottom plan view thereof.






FIG.—1

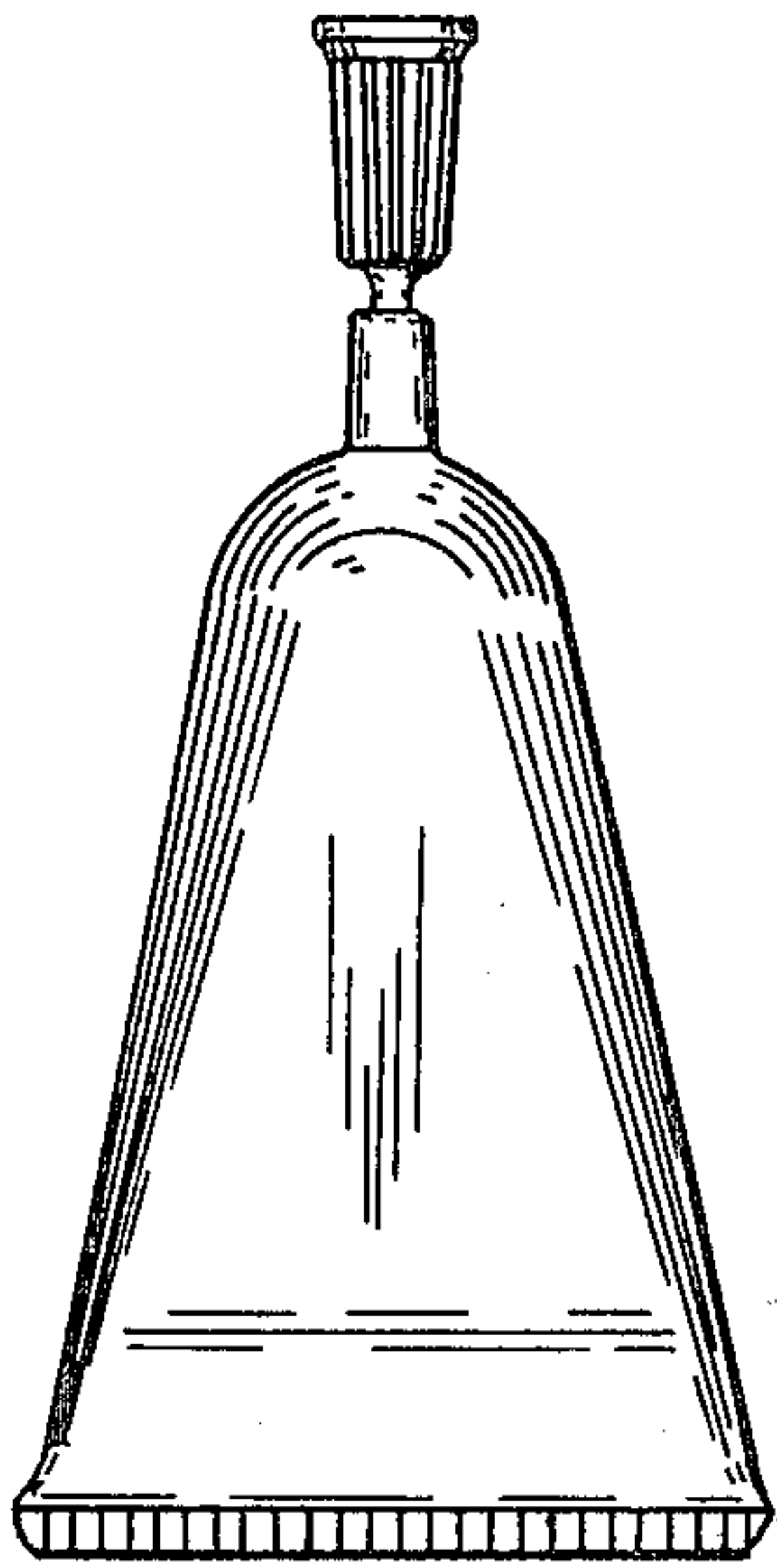


FIG.—2

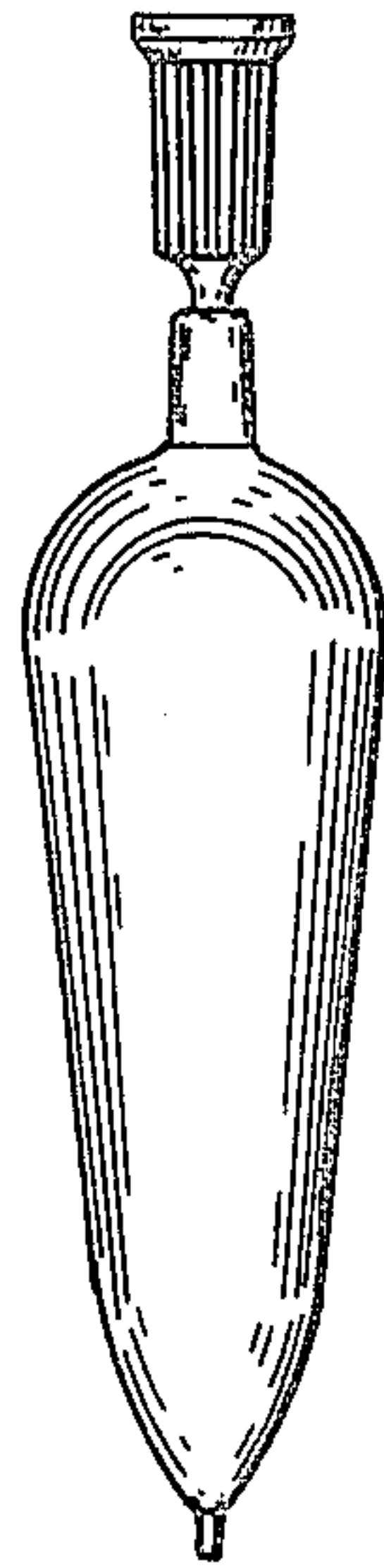


FIG.—3

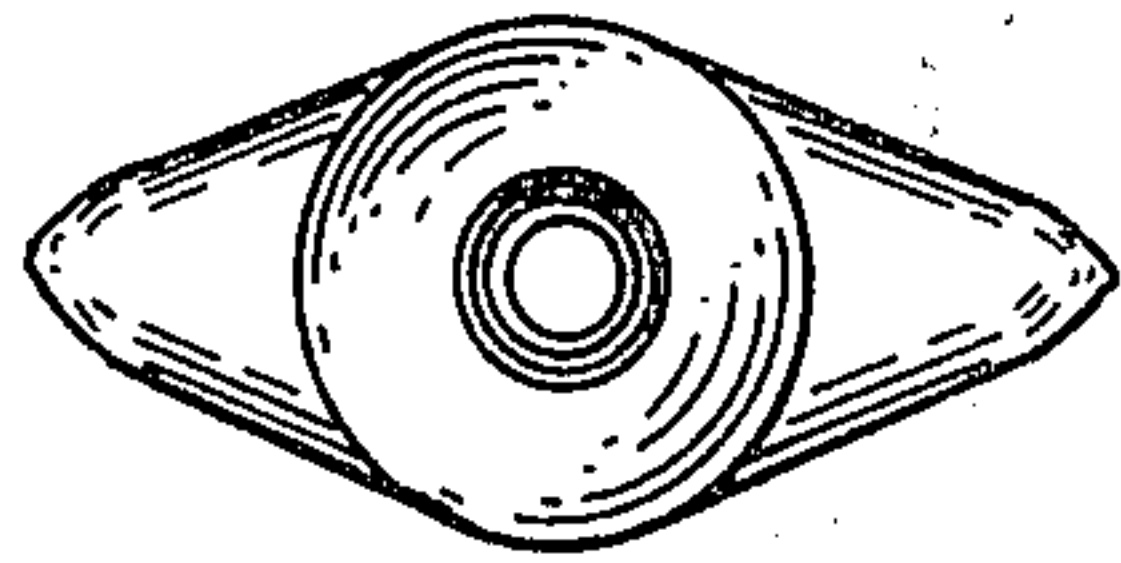


FIG.—4

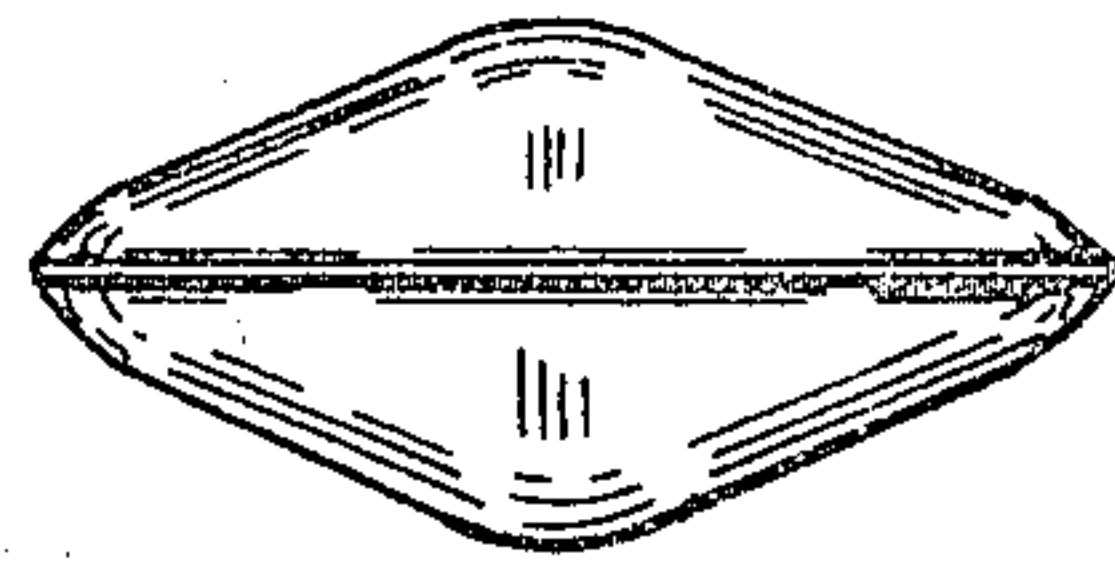


FIG.—5