

[54] **PICTURE HANGER**

[76] **Inventor: Lawrence R. Melley, 44 Bridle Path Woods, Bethlehem, Pa. 18017**

[\*\*] **Term: 14 Years**

[21] **Appl. No.: 414,023**

[22] **Filed: Sep. 2, 1982**

[52] **U.S. Cl. .... D8/373; D8/367**

[58] **Field of Search ..... D8/373, 354, 371, 367; 248/493, 489, 496, 300**

[56] **References Cited**

**U.S. PATENT DOCUMENTS**

103,445	5/1870	Glover	248/493
201,680	3/1878	Judd	248/493
D. 257,219	10/1980	Cook	D8/373
406,623	7/1889	Brinkerhoff	248/493
558,548	4/1896	Cave	248/493
1,485,281	2/1924	McGowan	248/489
2,180,211	11/1939	Kellogg	248/493
2,495,477	1/1950	Raitt	248/493
3,955,790	5/1976	Ballin	248/489

4,026,510	5/1977	Holmes	248/493
4,315,615	2/1982	Scocozza	248/489

**FOREIGN PATENT DOCUMENTS**

3169	of 1910	United Kingdom	248/493
170752	11/1921	United Kingdom	248/493

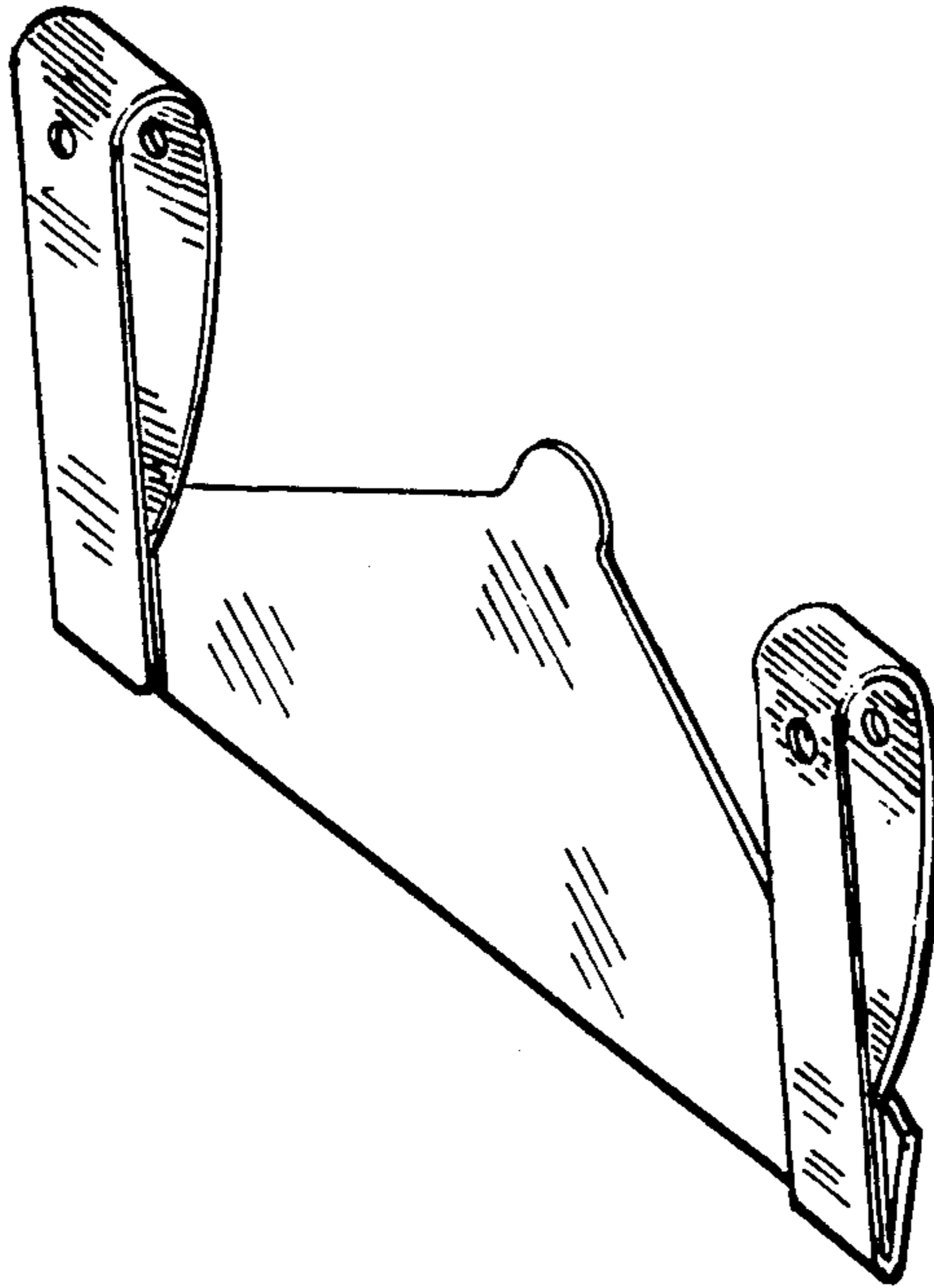
*Primary Examiner*—Wallace R. Burke  
*Assistant Examiner*—Horace B. Fay  
*Attorney, Agent, or Firm*—Ruth Moyerman

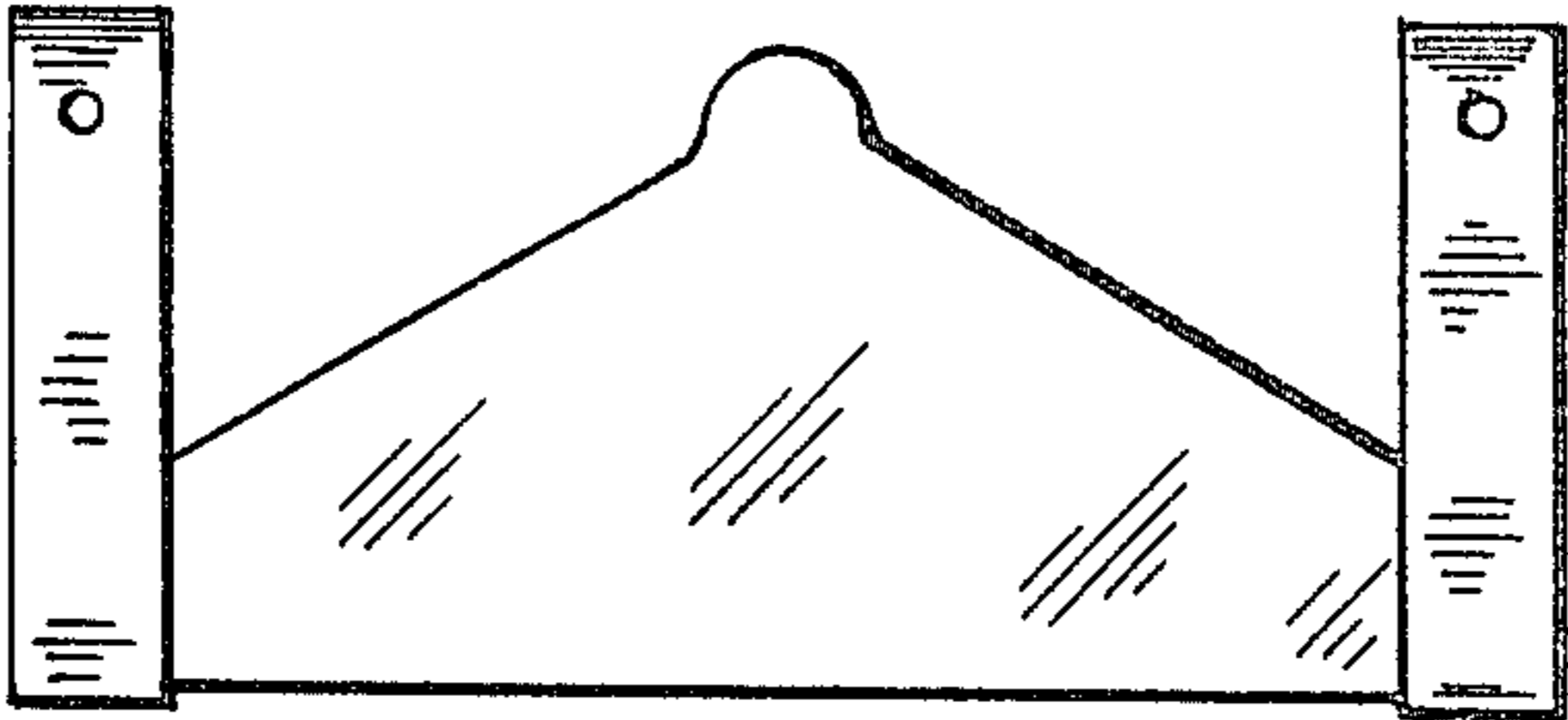
[57] **CLAIM**

The ornamental design for a picture hanger, as shown and described.

**DESCRIPTION**

FIG. 1 is an elevational view of the back of a picture hanger showing my new design;  
FIG. 2 is a side elevational thereof, and it will be understood that a view of the opposite side will be a mirror image of this view;  
FIG. 3 is a top plan view thereof;  
FIG. 4 is a front elevational view thereof; and  
FIG. 5 is a perspective view taken from the rear, above and to one side thereof.





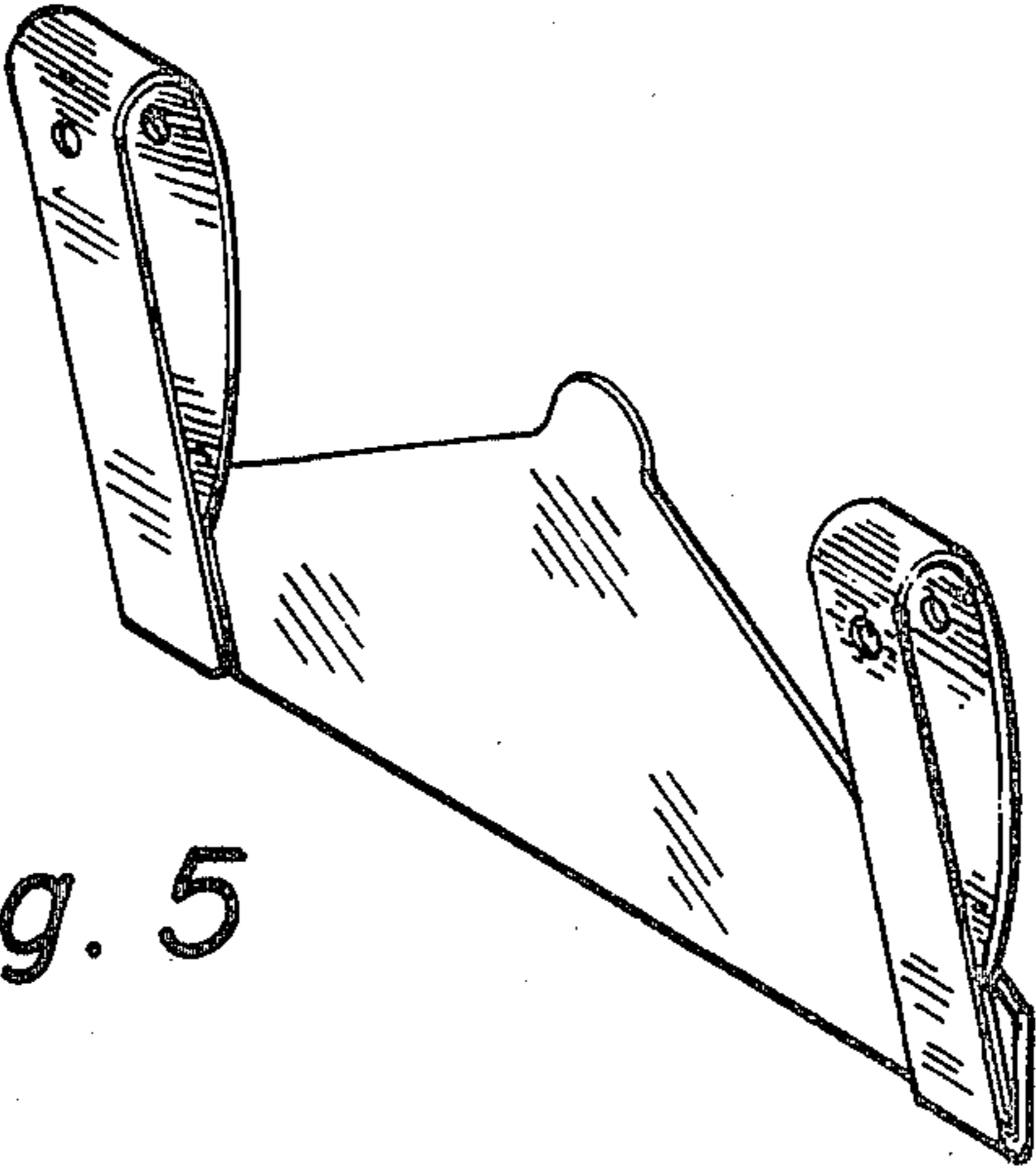
*Fig. 1*



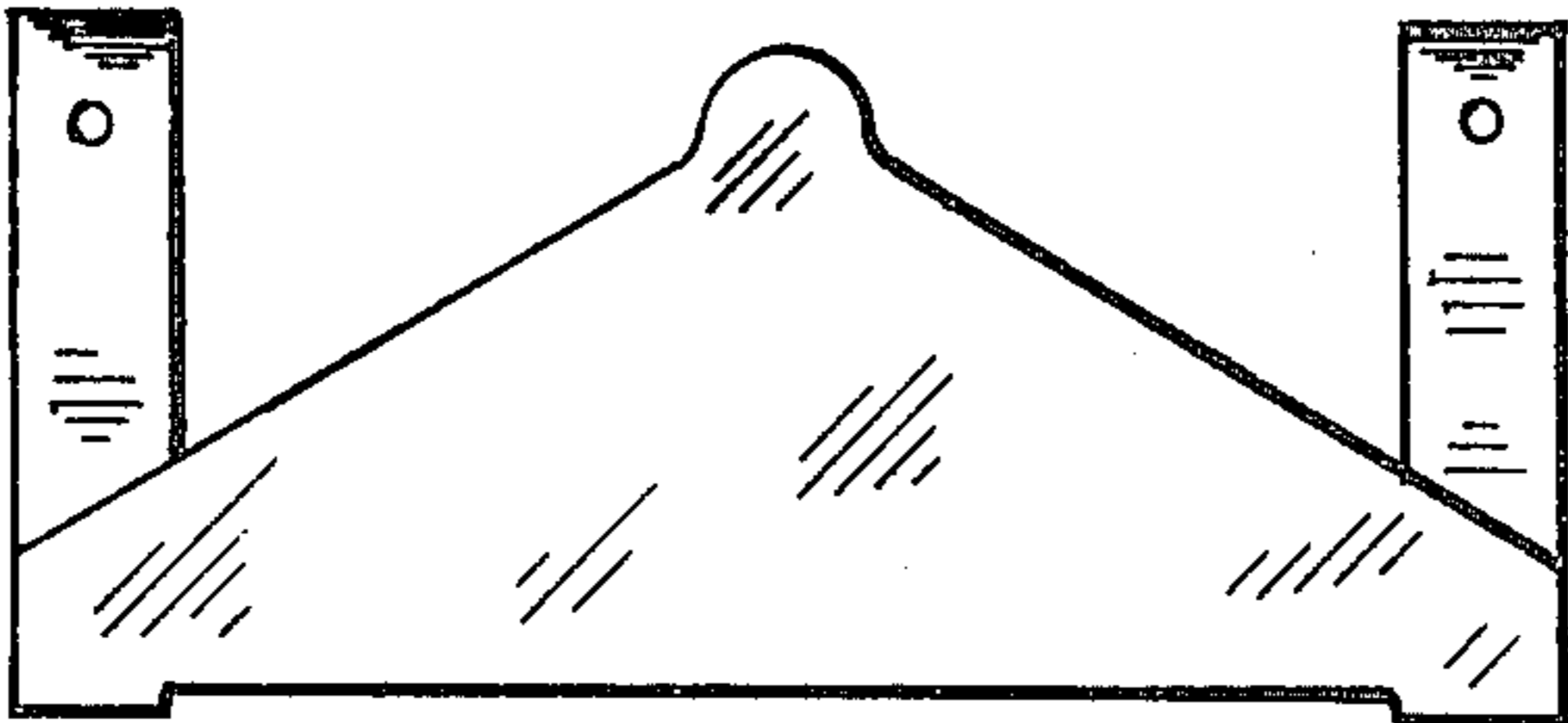
*Fig. 2*



*Fig. 3*



*Fig. 5*



*Fig. 4*