

[54] SOCKET WRENCH HANDLE

[75] Inventor: Douglas R. Clemshaw, Preble, N.Y.

[73] Assignee: Richard E. Gray, Fayetteville, N.Y.

[**] Term: 14 Years

[21] Appl. No.: 386,203

[22] Filed: Jun. 7, 1982

[52] U.S. Cl. D8/25

[58] Field of Search D8/25; 81/60, 61, 62,
81/63, 63.1, 63.2

[56]

References Cited

U.S. PATENT DOCUMENTS

D. 255,978 7/1980 Albertson D8/25
2,179,855 11/1939 Latimer 81/61 X

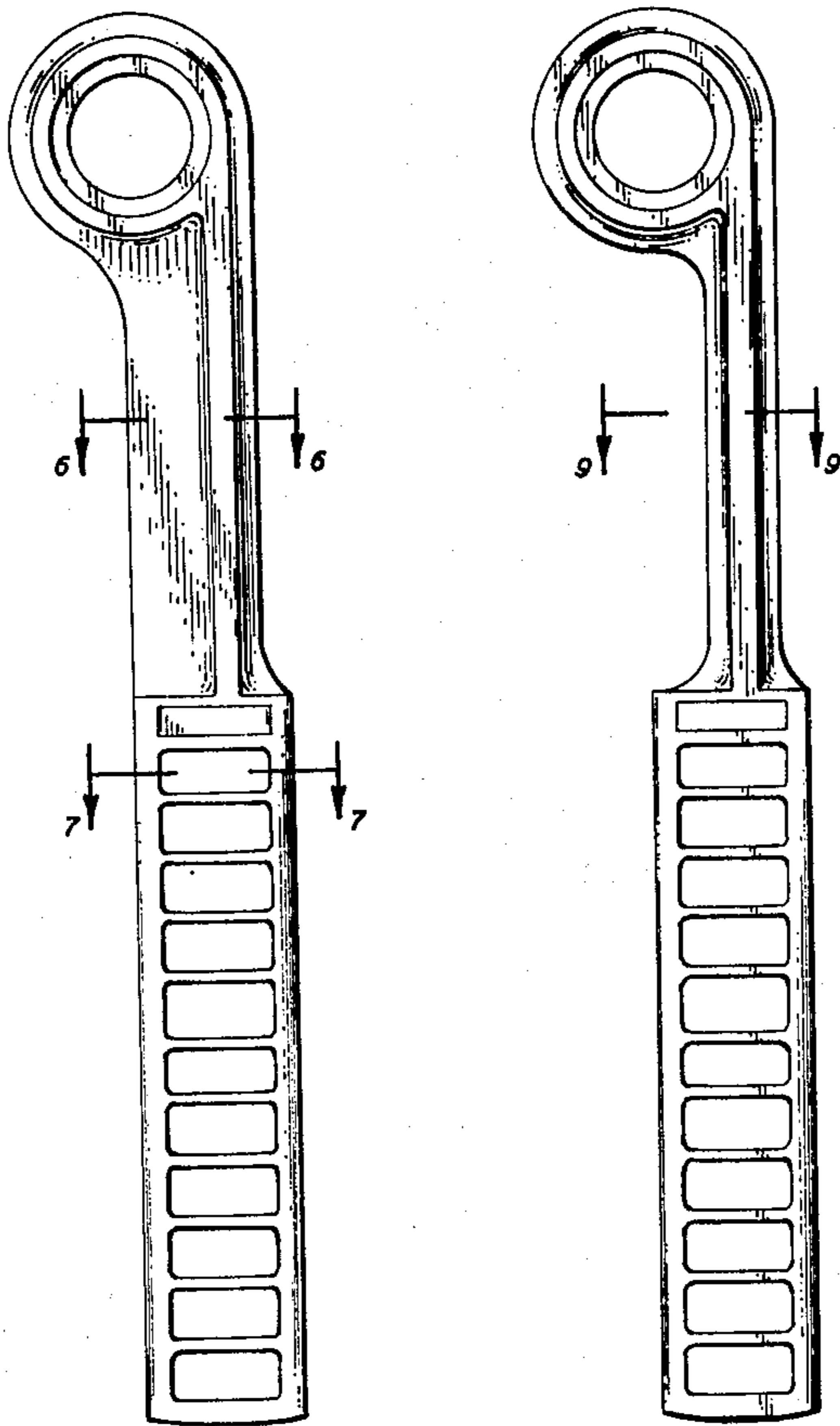
Primary Examiner—Alan P. Douglas
Attorney, Agent, or Firm—Bruns & Wall

[57] CLAIM

The ornamental design for a socket wrench handle, as shown and described.

DESCRIPTION

FIG. 1 is a front elevation of a socket wrench handle embodying my new design, the rear elevation being a mirror image thereof;
FIG. 2 is a left side elevation thereof;
FIG. 3 is a right side elevation thereof;
FIG. 4 is a top plan view thereof;
FIG. 5 is a bottom plan view thereof;
FIG. 6 is a transverse sectional view thereof taken on line 6—6 of FIG. 1;
FIG. 7 is a transverse sectional view thereof taken on line 7—7 of FIG. 1;
FIG. 8 is a front elevation of a modified form of the socket wrench handle embodying my new design, the rear elevation being a mirror image thereof and the left and right side elevations and top and bottom plan views being identical to FIGS. 2, 3, 4 and 5, respectively; and
FIG. 9 is a transverse sectional view thereof taken on line 9—9 of FIG. 8.



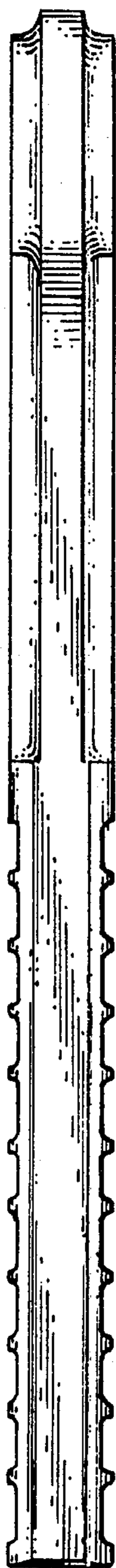


FIG. 2

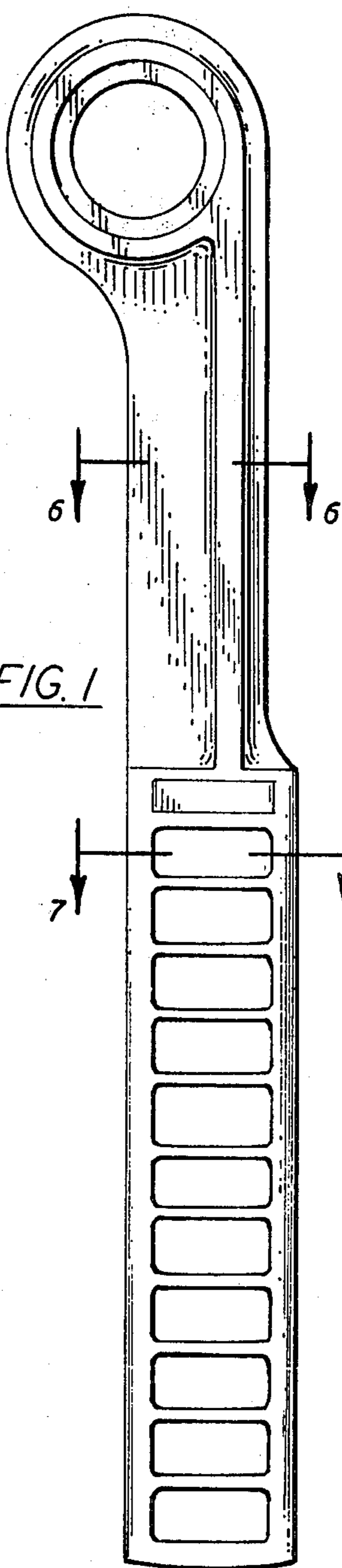


FIG. 1

FIG. 3


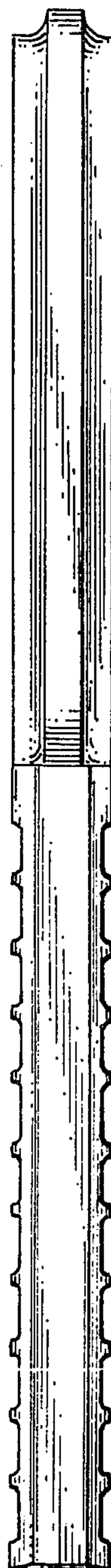


FIG. 4

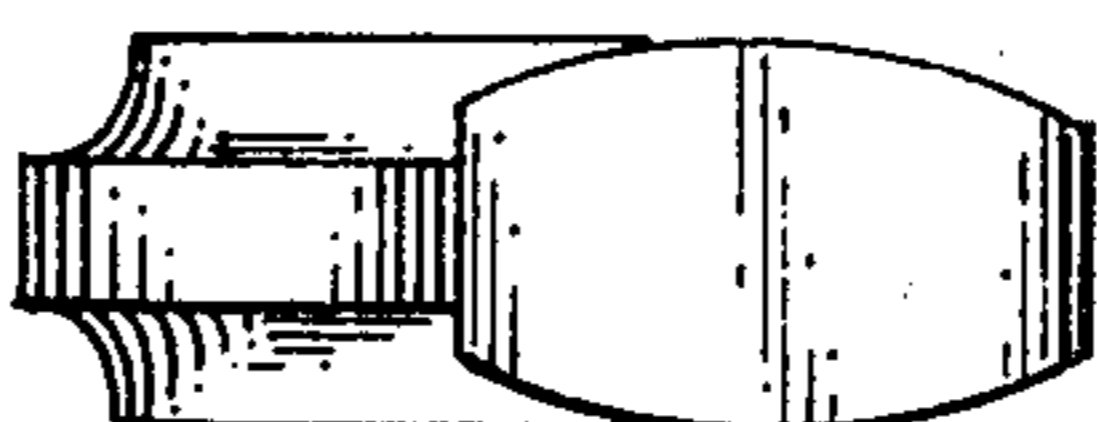


FIG. 5

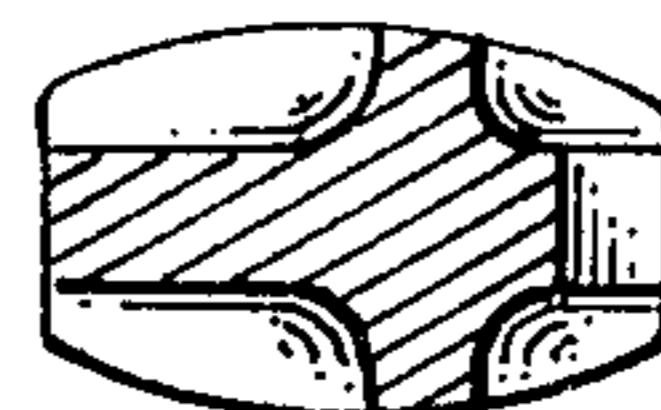


FIG. 6

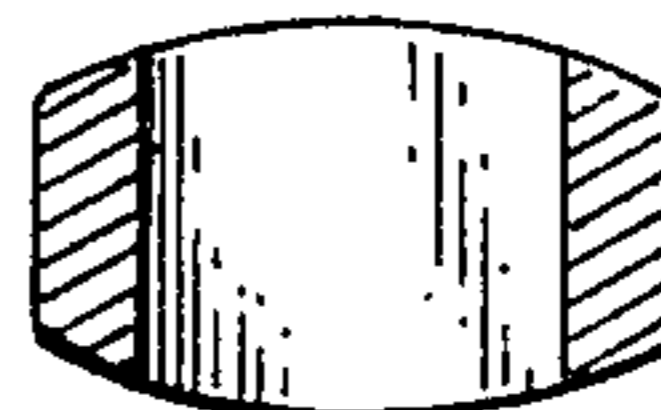


FIG. 7

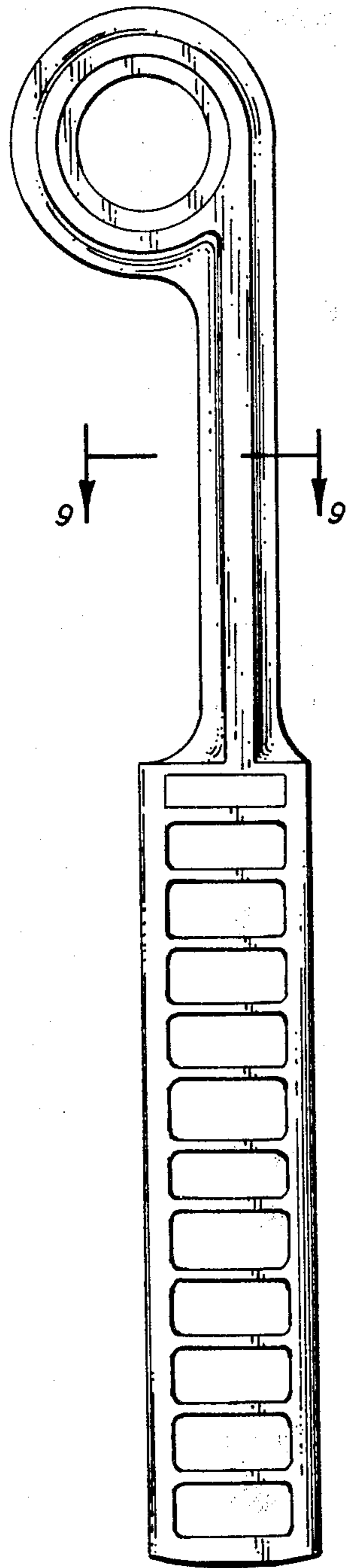


FIG. 8




FIG. 9