

[54] **COMBINED FENCING AND RETAINING WALL PANEL**

[76] **Inventor: Mervyn E. Gabriel, 10 Sycamore Dr., Thornhill, Ontario, Canada, L3T 5V9**

[\*\*] **Term: 14 Years**

[21] **Appl. No.: 338,291**

[22] **Filed: Jan. 11, 1982**

[30] **Foreign Application Priority Data**

Jul. 14, 1981 [CA] Canada ..... 14-07-81-1

[52] **U.S. Cl. .... D25/73; D25/38; D25/76; D25/80**

[58] **Field of Search ..... D25/73, 74, 75, 76, D25/80, 84, 85, 86, 92, 93, 97, 38; 405/16, 15, 19, 262, 274, 275, 273, 284, 285, 286, 18, 251, 252, 254, 256, 257, 258, 272, 282, 283**

[56] **References Cited**

**U.S. PATENT DOCUMENTS**

D. 191,867 12/1961 Luck ..... D25/76 X  
4,116,010 9/1978 Vidal ..... 405/286

**FOREIGN PATENT DOCUMENTS**

2817549 10/1979 Fed. Rep. of Germany ..... 405/16  
328341 4/1958 Switzerland ..... D25/80

**OTHER PUBLICATIONS**

The Home Craftsman, Sep.-Oct. 1963, p. 54, Item 12, Kerfs at left.

*Primary Examiner*—A. Hugo Word  
*Attorney, Agent, or Firm*—Sim & McBurney

[57] **CLAIM**

The ornamental design for a combined fencing and retaining wall panel, as shown.

**DESCRIPTION**

FIG. 1 is a plan view of a combined fencing and retaining wall panel showing my design;  
FIG. 2 is an elevational view showing one side thereof; and  
FIG. 3 is an elevational view showing the other side thereof.

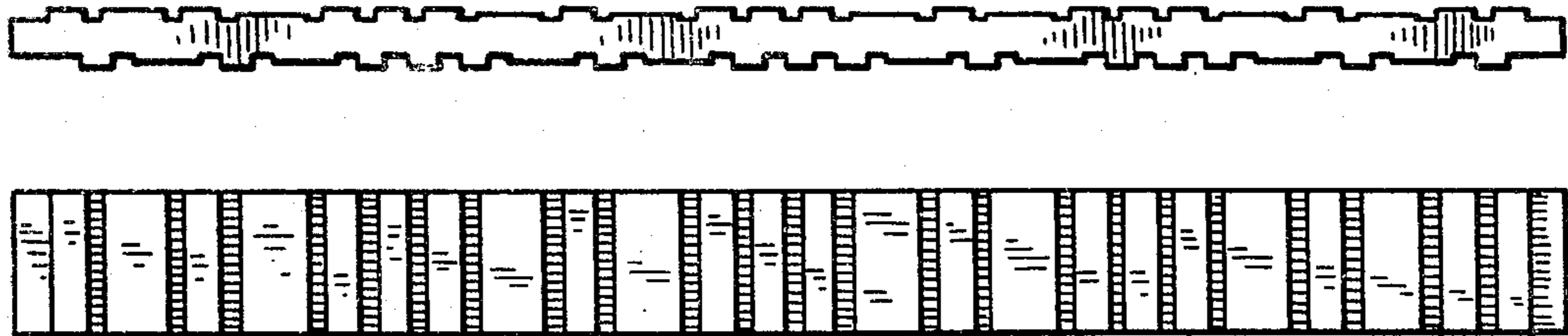




FIG. 1




FIG. 2




FIG. 3