

# United States Patent [19]

De Rocher

[11] Patent Number: **Des. 275,703**

[45] Date of Patent: **\*\* Sep. 25, 1984**

[54] WINDOW GRATE OR SIMILAR ARTICLE

3,736,720 6/1973 Larson ..... D25/53 X  
4,000,590 1/1977 Kordewick ..... D25/53 X

[76] Inventor: **Bradley S. De Rocher, 2370 N. 47 St., Milwaukee, Wis. 53210**

*Primary Examiner—A. Hugo Word  
Attorney, Agent, or Firm—Wheeler Law Firm*

[\*\*] Term: **14 Years**

[57] **CLAIM**

[21] Appl. No.: **399,630**

The ornamental design for a window grate or similar article, as shown and described.

[22] Filed: **Jul. 19, 1982**

[52] U.S. Cl. .... **D25/53**

[58] Field of Search ..... **D25/53, 87, 88, 91;  
160/104, 222, 223, 224, 225; 49/50, 55, 57, 56;  
52/106, 660, 663, 665**


**DESCRIPTION**


[56] **References Cited**

**U.S. PATENT DOCUMENTS**

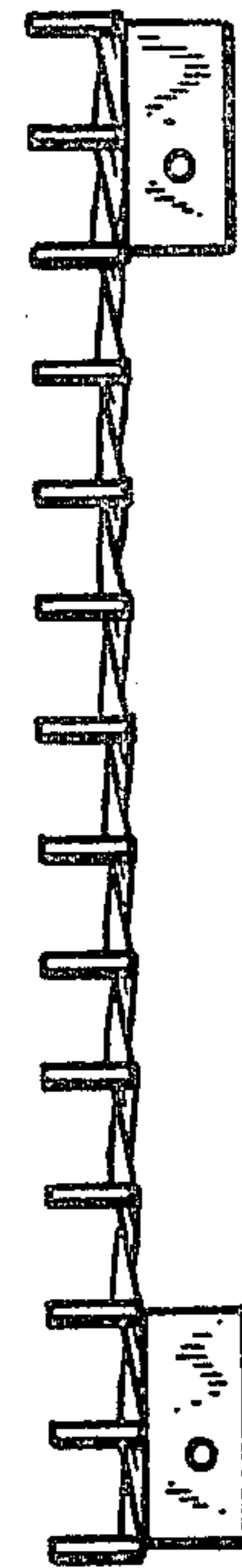
D. 209,818 1/1968 Udin ..... D25/53  
1,917,573 7/1933 Black ..... D25/53 X

FIG. 1 is a front elevational view of my invention.  
FIG. 2 is a side elevational view of the structure shown in FIG. 1.  
FIG. 3 is a top plan view of the structure shown in FIG. 1.  
FIG. 4 is a rear elevational view of my invention.  
FIG. 5 is a fragmentary perspective view of a corner of the structure shown in FIG. 1.






*Fig. 1*



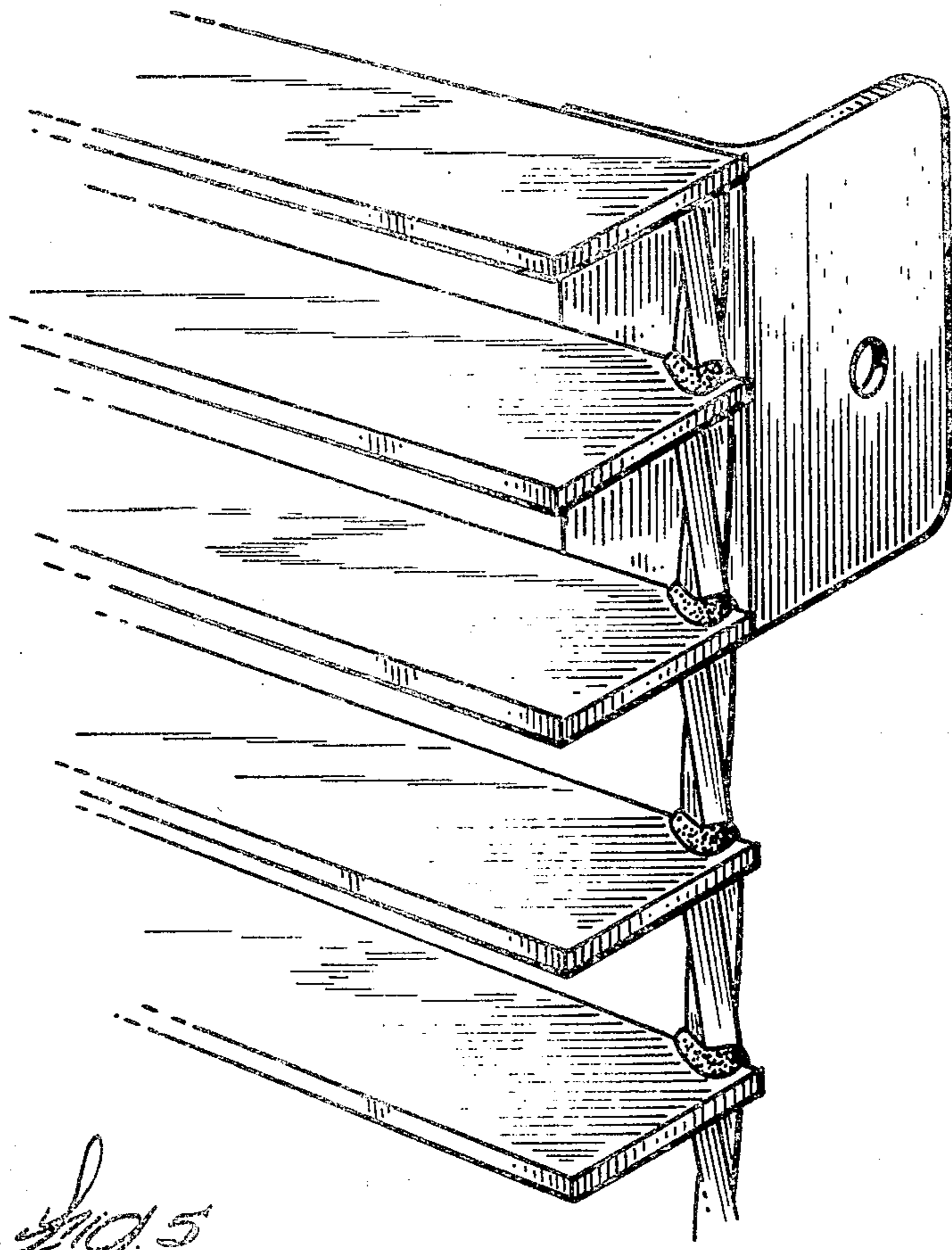
*Fig. 2*



*Fig. 3*



*Fig. 4*



*Fig. 5*