

[54] ANIMAL'S UTERUS MANIPULATIVE DEVICE

[76] Inventor: Mark Anderson, R.R. 2, Elmwood, Wis. 54740

[**] Term: 14 Years

[21] Appl. No.: 339,687

[22] Filed: Jan. 15, 1982

[52] U.S. Cl. D24/23; D30/99

[58] Field of Search 128/303 R, 161, 130, 128/352, 361; D30/99; D24/23, 99

[56] References Cited

U.S. PATENT DOCUMENTS

D. 247,512	3/1978	Sandler	D24/23
D. 249,568	9/1978	Kratky	D30/99
2,098,151	11/1937	Junge	128/352

2,774,353	12/1956	Quist	128/352
3,113,571	12/1963	Jeeninga	128/352
3,809,091	5/1974	Shute	128/303 R
3,863,642	2/1975	Weiland	128/352
4,326,511	4/1982	Zimmerman	128/130
4,372,302	2/1983	Åkerlund	128/303 R

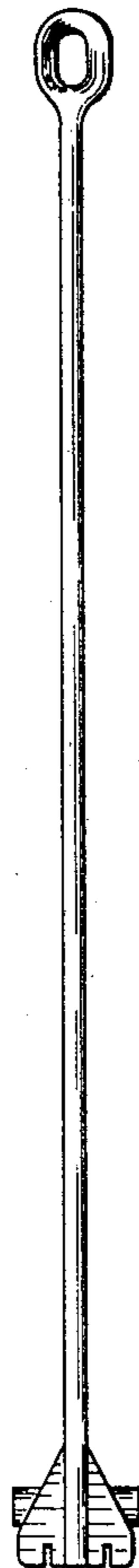
Primary Examiner—Bernard Ansher
Attorney, Agent, or Firm—Edward H. Loveman

[57] CLAIM

The ornamental design for an animal's uterus manipulative device, as shown and described.

DESCRIPTION

FIG. 1 is a front elevational view of an animal's uterus manipulative device, showing my new design; FIG. 2 is a right side elevational view thereof; FIG. 3 is a rear elevational view thereof; FIG. 4 is a bottom plan view thereof; and FIG. 5 is a top plan view thereof.



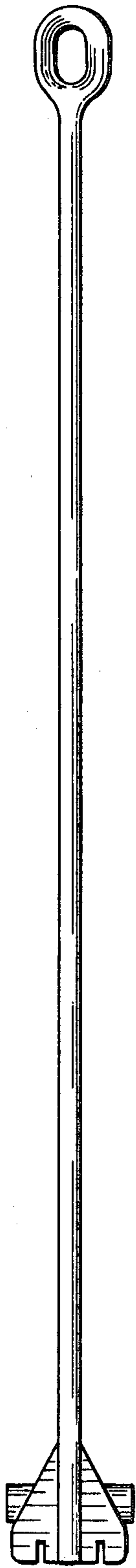


Fig. 1

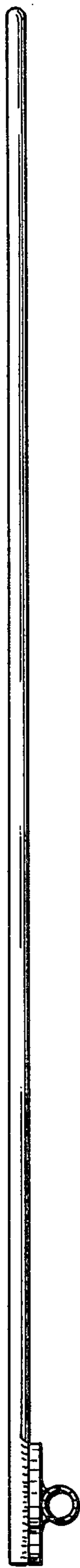


Fig. 2

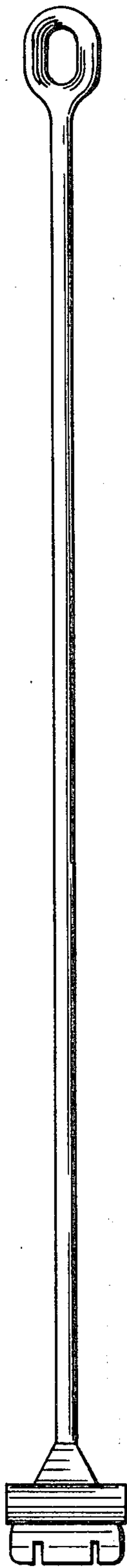


Fig. 3




Fig. 4

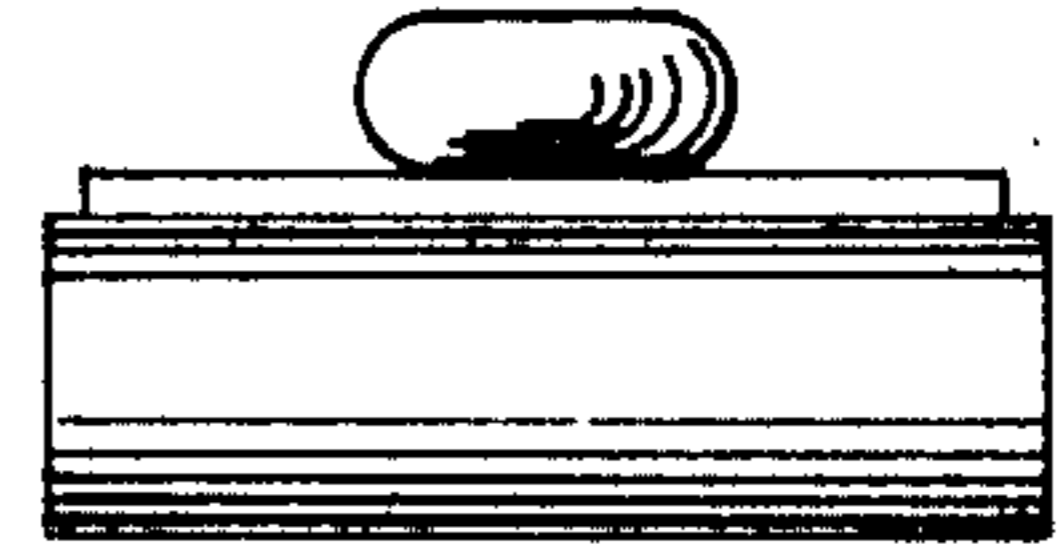


Fig. 5