

[54] **PORTABLE RADIO**

[75] **Inventor: Peter H. J. van de Ven,**  
Valkenswaard, Netherlands

[73] **Assignee: U.S. Philips Corporation, New York,**  
N.Y.

[\*\*] **Term: 14 Years**

[21] **Appl. No.: 353,552**

[22] **Filed: Mar. 1, 1982**

**Related U.S. Application Data**

[62] Division of Ser. No. 62,438, Jul. 30, 1979, Pat. No. Des.  
264,588.

[30] **Foreign Application Priority Data**

Feb. 5, 1979 [DE] Fed. Rep. of Germany ..... URA  
134/79

[52] **U.S. Cl. .... D14/70; D14/68;**  
D14/71

[58] **Field of Search ..... D14/1, 5, 6, 68, 70-76,**  
D14/95, 99

[56]

**References Cited**

**U.S. PATENT DOCUMENTS**

D. 225,236 11/1972 Papst ..... D14/6  
D. 252,514 7/1979 Kawano et al. .... D14/70

**OTHER PUBLICATIONS**

*Home Furnishings Daily*, Sanyo "The Better Life" Ad-  
vertising Supplement published prior to 11-17-77, p. 2,  
Item #RP-1250.

*Primary Examiner*—Jane E. Corrigan  
*Attorney, Agent, or Firm*—Rolf E. Schneider

[57]

**CLAIM**

The ornamental design for a portable radio, as shown  
and described.

**DESCRIPTION**

FIG. 1 is a front perspective view of a portable radio  
showing my new design;  
FIG. 2 is a front elevational view thereof;  
FIG. 3 is a rear elevational view thereof;  
FIG. 4 is a right side elevational view thereof;  
FIG. 5 is a left side elevational view thereof;  
FIG. 6 is a top plan view thereof; and  
FIG. 7 is a bottom plan view thereof.

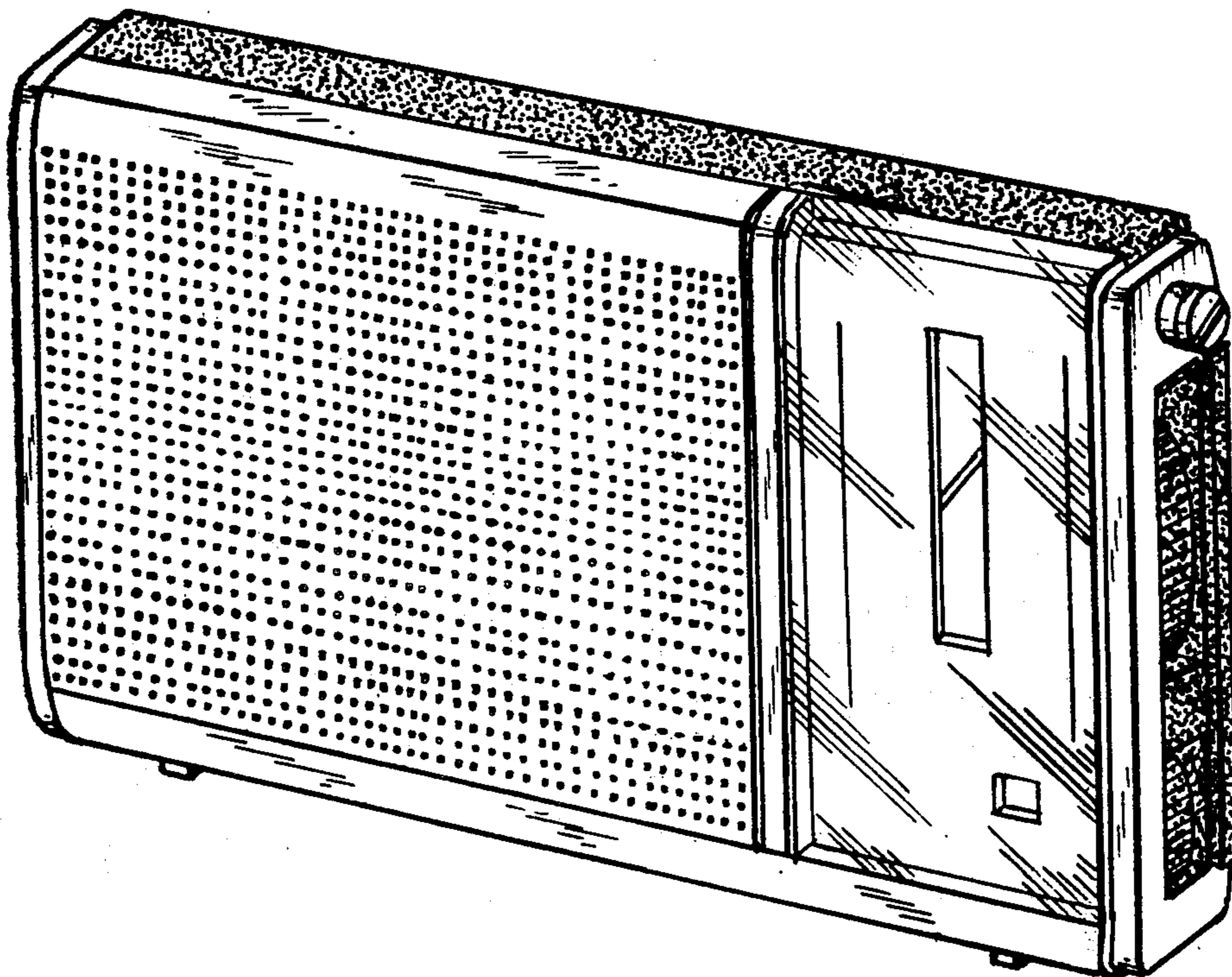


FIG. 1.




FIG. 2.

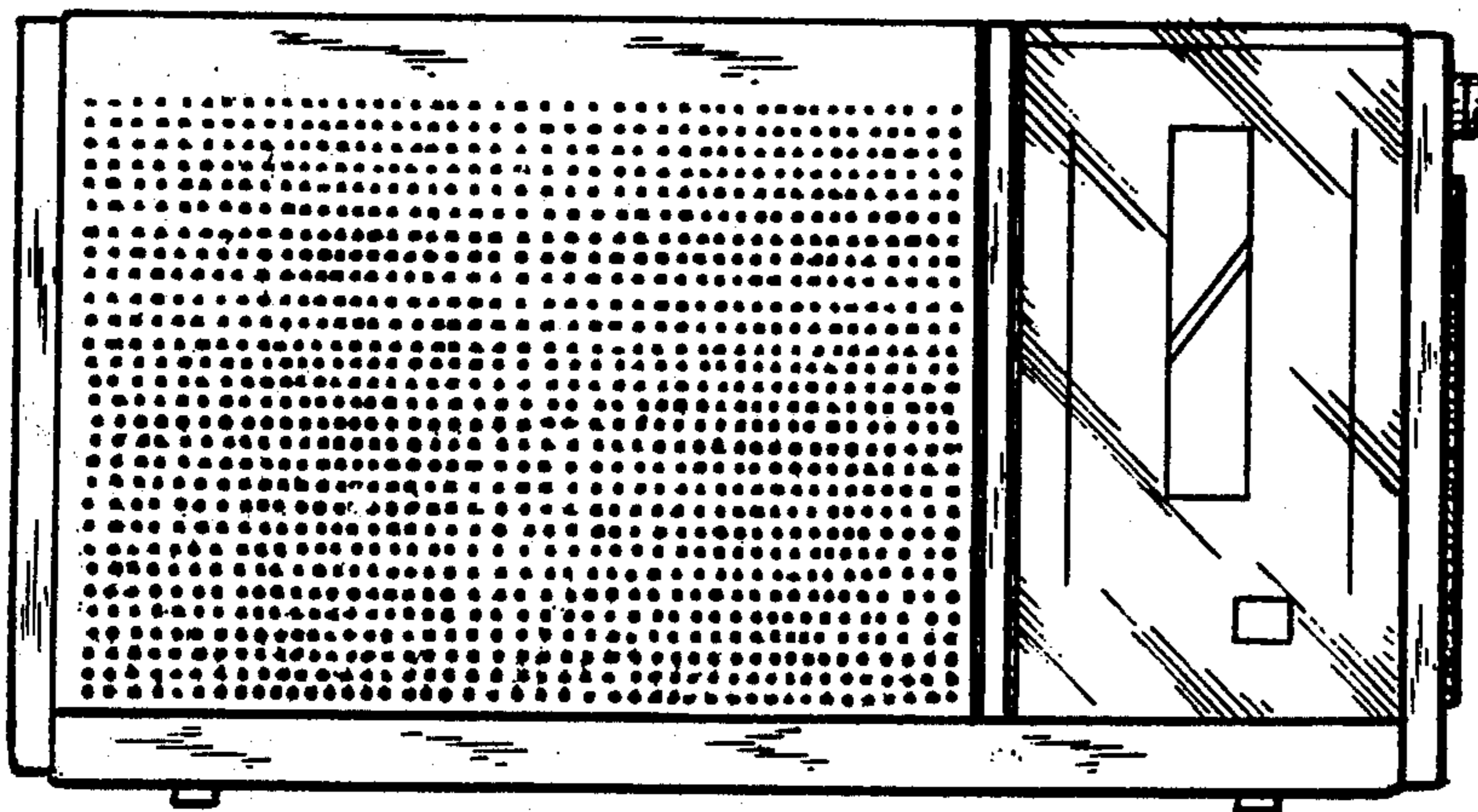


FIG. 3.

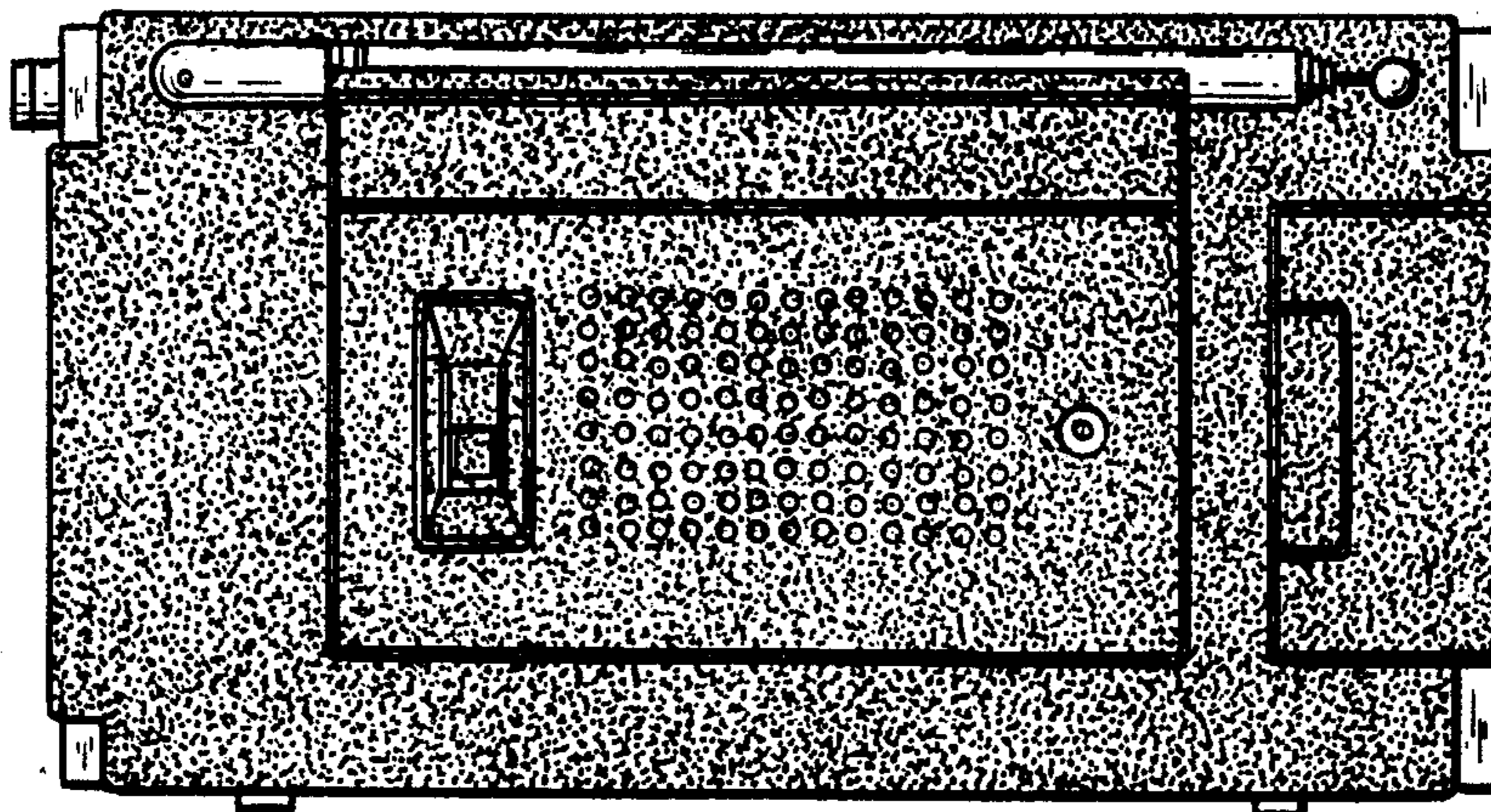


FIG. 4.

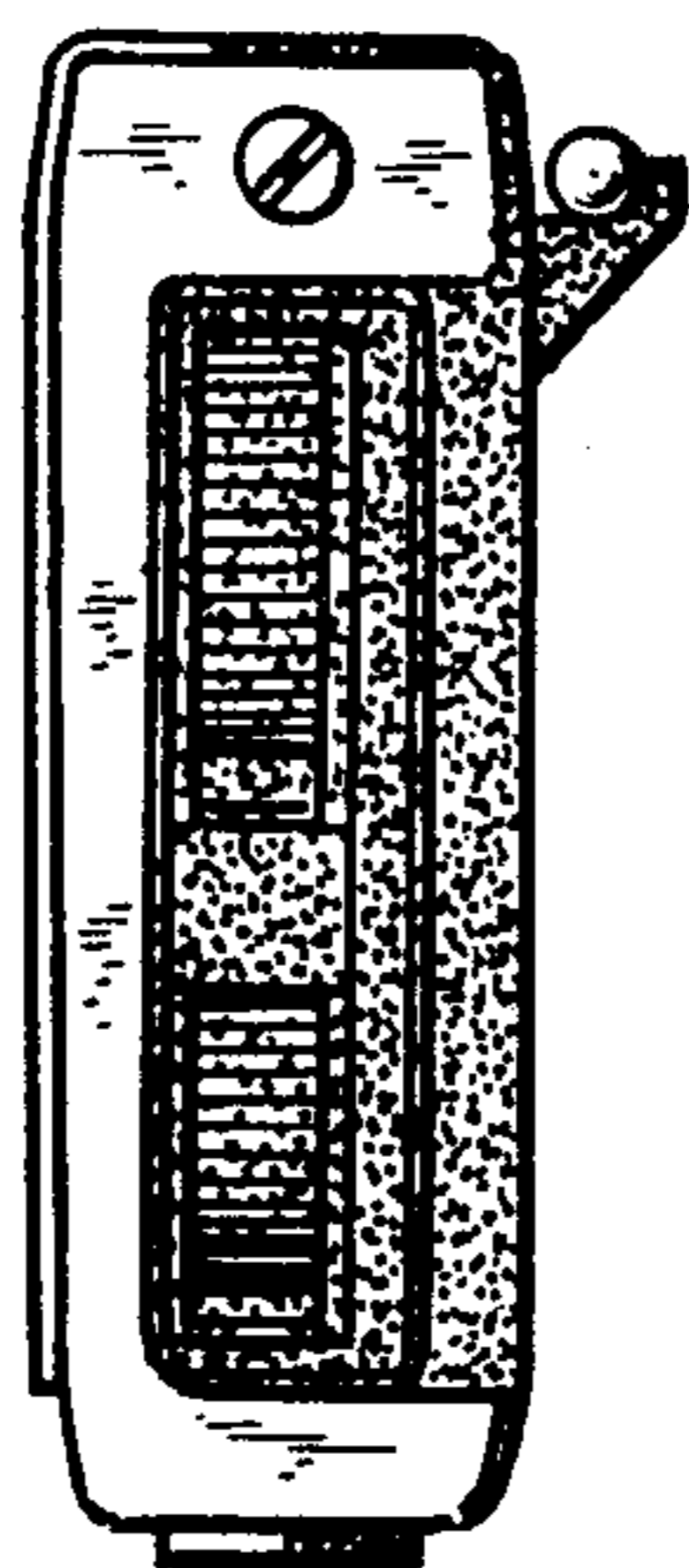


FIG. 5.




FIG. 6.




FIG. 7.

