

[54] **STUD FOR PIERCING EARS**

[76] **Inventor:** George H. Carroll, 19020 Killoch Way, Northridge, Calif. 91326

[**] **Term:** 14 Years

[21] **Appl. No.:** 404,057

[22] **Filed:** Aug. 2, 1982

[52] **U.S. Cl.** D11/86; D11/70;
D11/76; D11/92

[58] **Field of Search** D11/36, 48, 75, 86-88,
D11/91, 92, 76; 63/12, 13, 26, 27, 29 R, 30;
D11/76, 70; 128/329 R, 330

[56] **References Cited**

U.S. PATENT DOCUMENTS

439,457 10/1890 Whittemore et al. 63/12 X
3,751,795 8/1973 Favre 63/27

FOREIGN PATENT DOCUMENTS

1557601 4/1970 Fed. Rep. of Germany 63/27

OTHER PUBLICATIONS

Jewelers' Circular-Keystone Directory, 6/20/80, p. 151,
Ear-Piercing Studs at right.

Primary Examiner—Louis S. Zarfes
Attorney, Agent, or Firm—Knobbe, Martens, Olsen &
Bear

[57] **CLAIM**

The ornamental design for a stud for piercing ears, as shown and described.

DESCRIPTION

FIG. 1 is a perspective view showing the top and one side of a stud for piercing ears showing my new design; FIG. 2 is a side elevation view thereof, all sides of the stud being identical; FIG. 3 is a bottom plan view thereof.

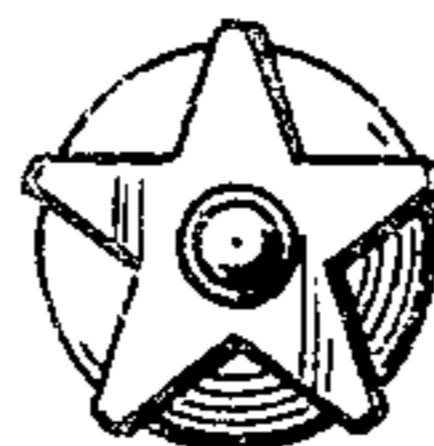
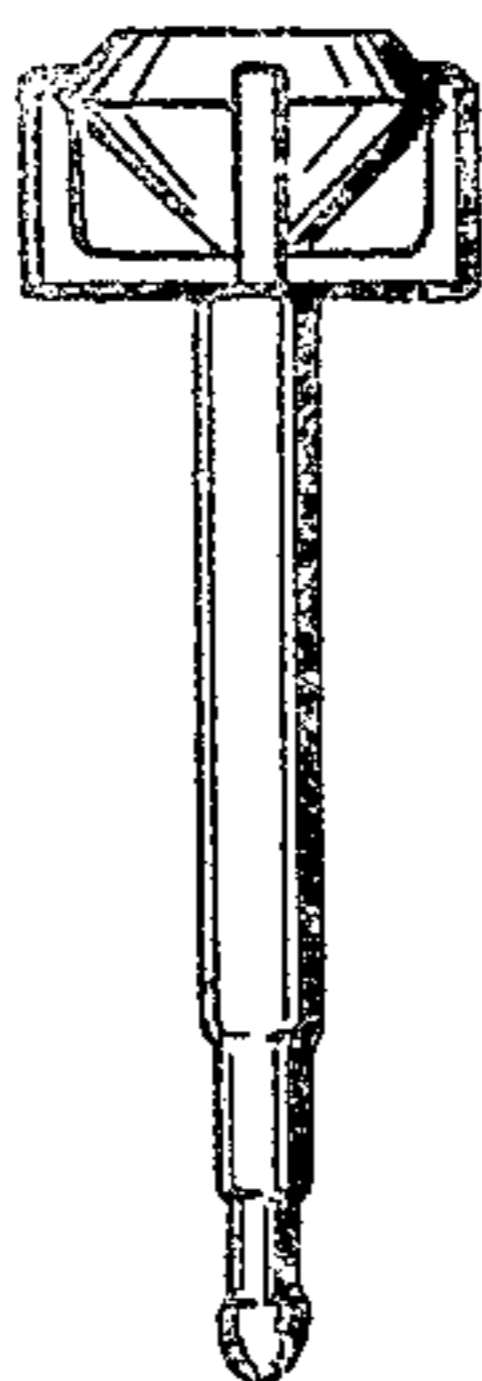


Fig. 1

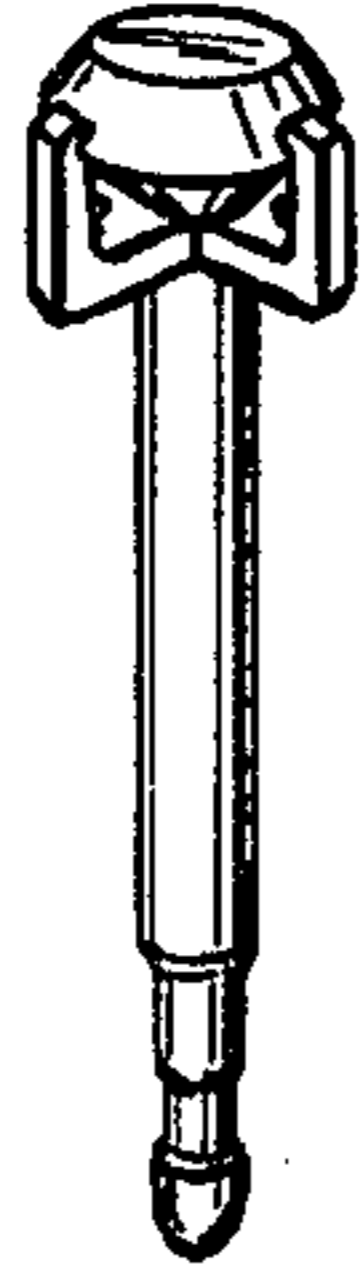


Fig. 2

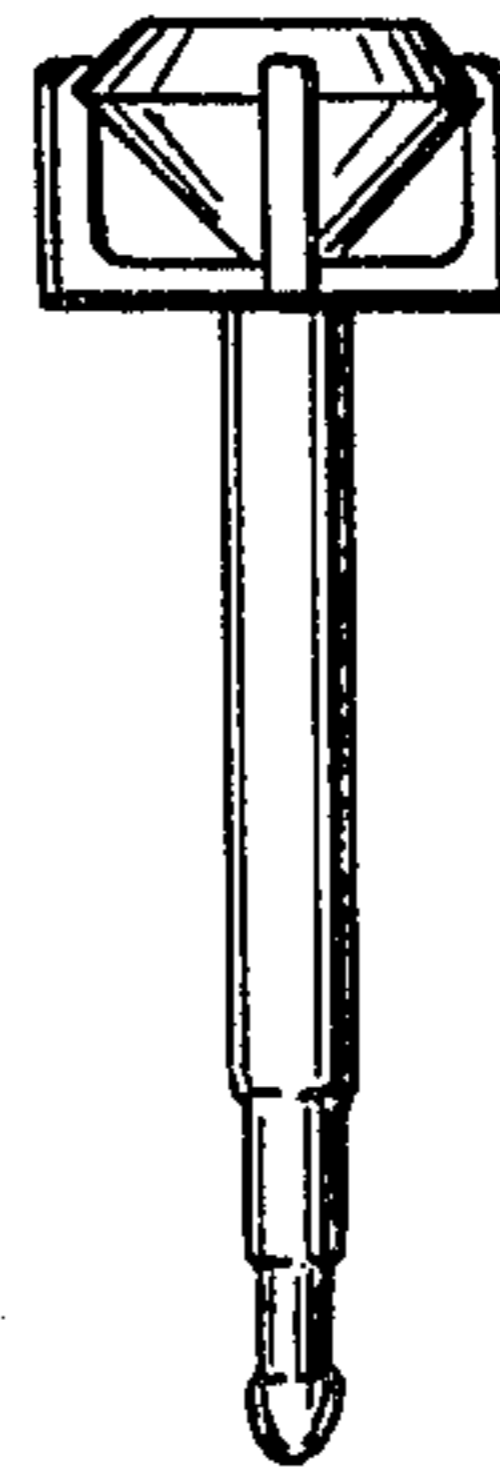


Fig. 3

