

[54] REMOTELY TRANSMITTED TEMPERATURE RECEIVER AND CRADLE

[75] Inventor: Alfred M. Blumenfeld, Philadelphia, Pa.

[73] Assignee: Marathon Medical Equipment, Loveland, Colo.

[**] Term: 14 Years

[21] Appl. No.: 326,150

[22] Filed: Nov. 23, 1981

[52] U.S. Cl. D10/57

[58] Field of Search D10/52, 53, 46, 57, D10/60, 102, 103, 75, 78, 79, 81; 374/121, 130-132, 183, 208

[56] References Cited

U.S. PATENT DOCUMENTS

- D. 227,516 6/1973 Turner D10/57
- D. 227,802 7/1973 Helgesson D10/57
- D. 242,533 11/1976 Schmidt D10/57
- D. 243,038 1/1977 Ray D10/57 X

- D. 245,234 8/1977 Rieth D10/57
- D. 256,893 9/1980 Nestell D10/57
- D. 260,737 9/1981 Manno D10/57
- 3,264,931 8/1966 Ackerman 374/130 X
- 3,348,415 10/1967 Ash D10/57 X
- 3,533,292 10/1970 Engelhard 374/208 X
- 3,776,040 12/1973 Gould 374/183 X

Primary Examiner—Nelson C. Holtje
Attorney, Agent, or Firm—Yuter, Rosen & Dainow

[57] CLAIM

The ornamental design for a remotely transmitted temperature receiver and cradle, as shown and described.

DESCRIPTION

FIG. 1 is a top plan view of a remotely transmitted temperature receiver and cradle showing my new design;

FIG. 2 is a right side elevational view thereof, the left side being a mirror image thereof;

FIG. 3 is a rear elevational view thereof;

FIG. 4 is a front elevational view thereof;

FIG. 5 is a bottom plan view thereof.




FIG. 1




FIG. 2

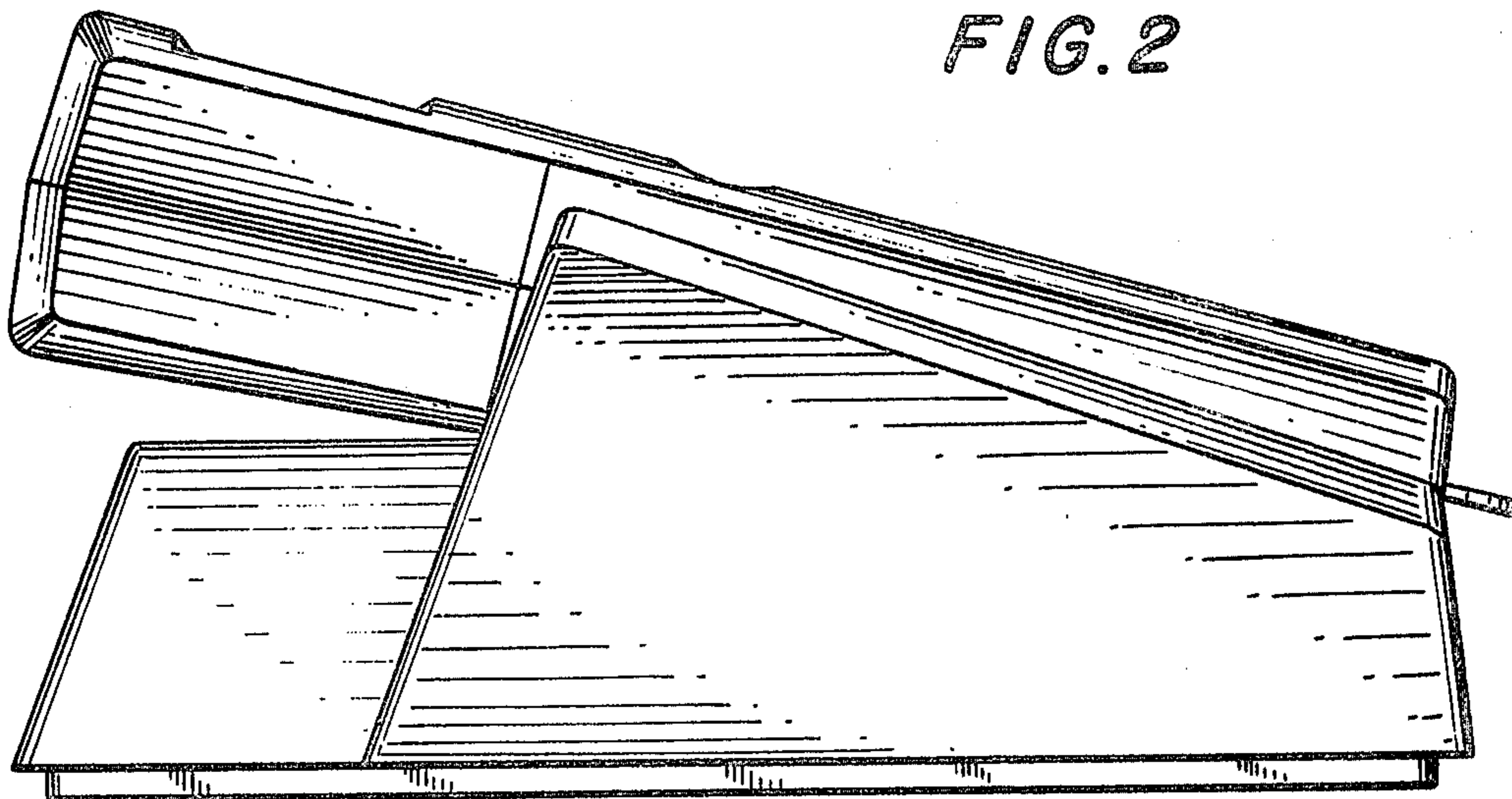


FIG. 5

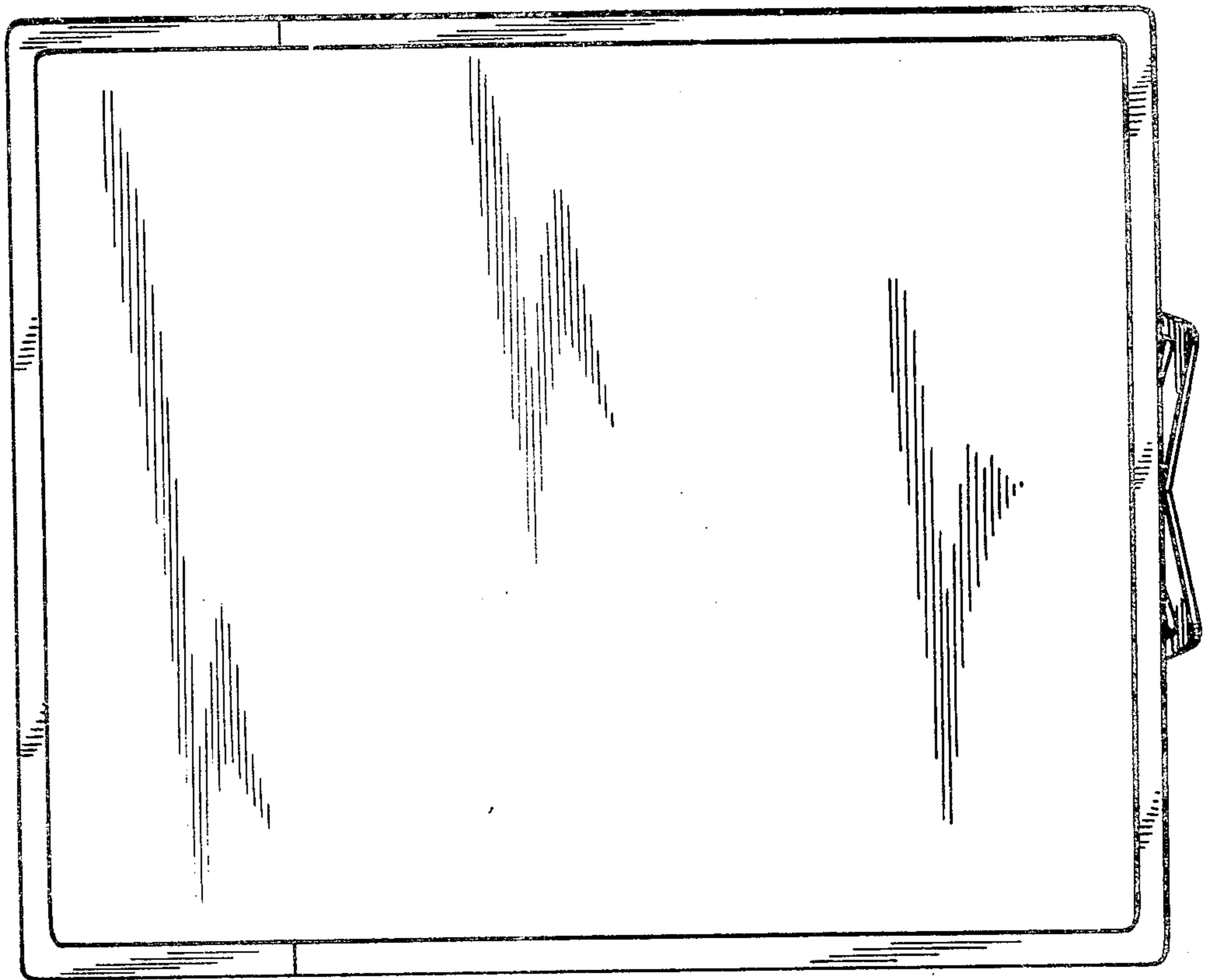


FIG. 3

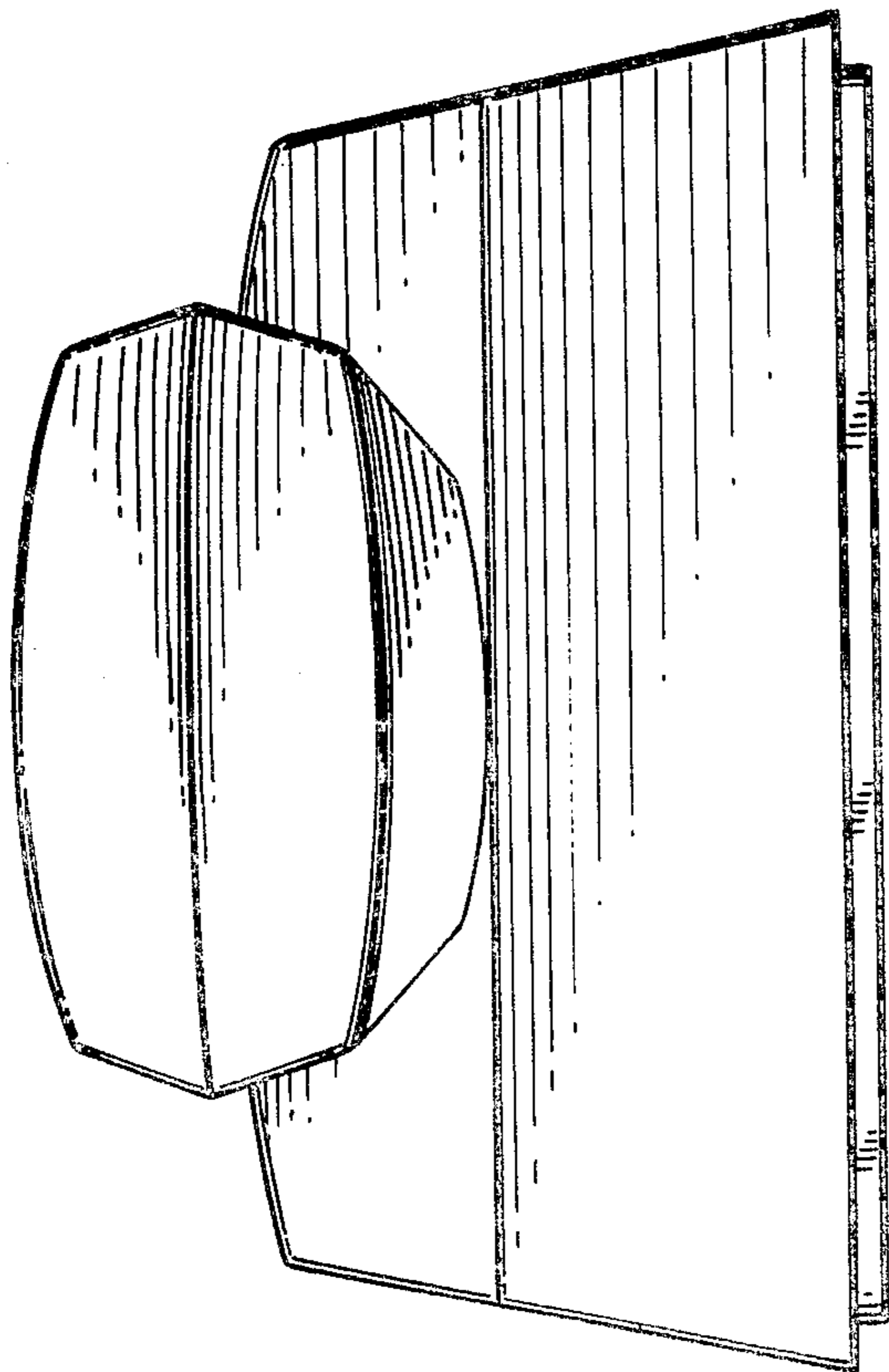


FIG. 4

