

[54] **COMBINED BOTTLE AND CAP**

[75] **Inventor: Clive Chajet, New York, N.Y.**

[73] **Assignee: Plough Inc., Memphis, Tenn.**

[**] **Term: 14 Years**

[21] **Appl. No.: 364,069**

[22] **Filed: Mar. 31, 1982**

[52] **U.S. Cl. D9/386; D9/402;
D9/454**

[58] **Field of Search D9/372, 377, 386, 388,
D9/400-408, 439, 454; 215/1 R, 1 C**

[56] **References Cited**

U.S. PATENT DOCUMENTS

D. 20,030	7/1890	Bentley	D9/386
D. 36,431	7/1903	Hitzl	D9/388
D. 45,295	2/1914	Haig	D9/406
D. 69,772	3/1926	Ritz	D9/386
D. 87,142	6/1932	Barbiers	D9/409 X
D. 91,503	2/1934	Sgueglia	D9/402
D. 146,435	3/1947	Scott	D9/402
D. 170,462	9/1953	Hennessy	D9/386
D. 251,110	2/1979	Braun	D9/400
D. 255,548	6/1980	Grodin	D9/434
D. 263,564	3/1982	Smith et al.	D9/405 X

OTHER PUBLICATIONS

Liquor Store Magazine, Apr. 1975, p. 92, item K175LS, bottle in upper left corner.

Beauty Fashion, Apr. 1980, p. 81, second bottle from left.

Primary Examiner—Robert C. Spangler

Attorney, Agent, or Firm—Vincent H. Gifford; Bruce M. Eisen

[57] **CLAIM**

The ornamental design for a combined bottle and cap, substantially as shown and described.

DESCRIPTION

FIG. 1 is an elevational view of a face of a combined bottle and cap showing my new design, with the other two faces being the same;

FIG. 2 is an elevational view of the edge between two faces with the other two edges being the same;

FIG. 3 is an elevational view looking from the left of FIG. 1;

FIG. 4 is a top plan view thereof;

FIG. 5 is a bottom plan view thereof;

FIG. 6 is a sectional view taken along line 6—6 of FIG. 1.



FIG. 1

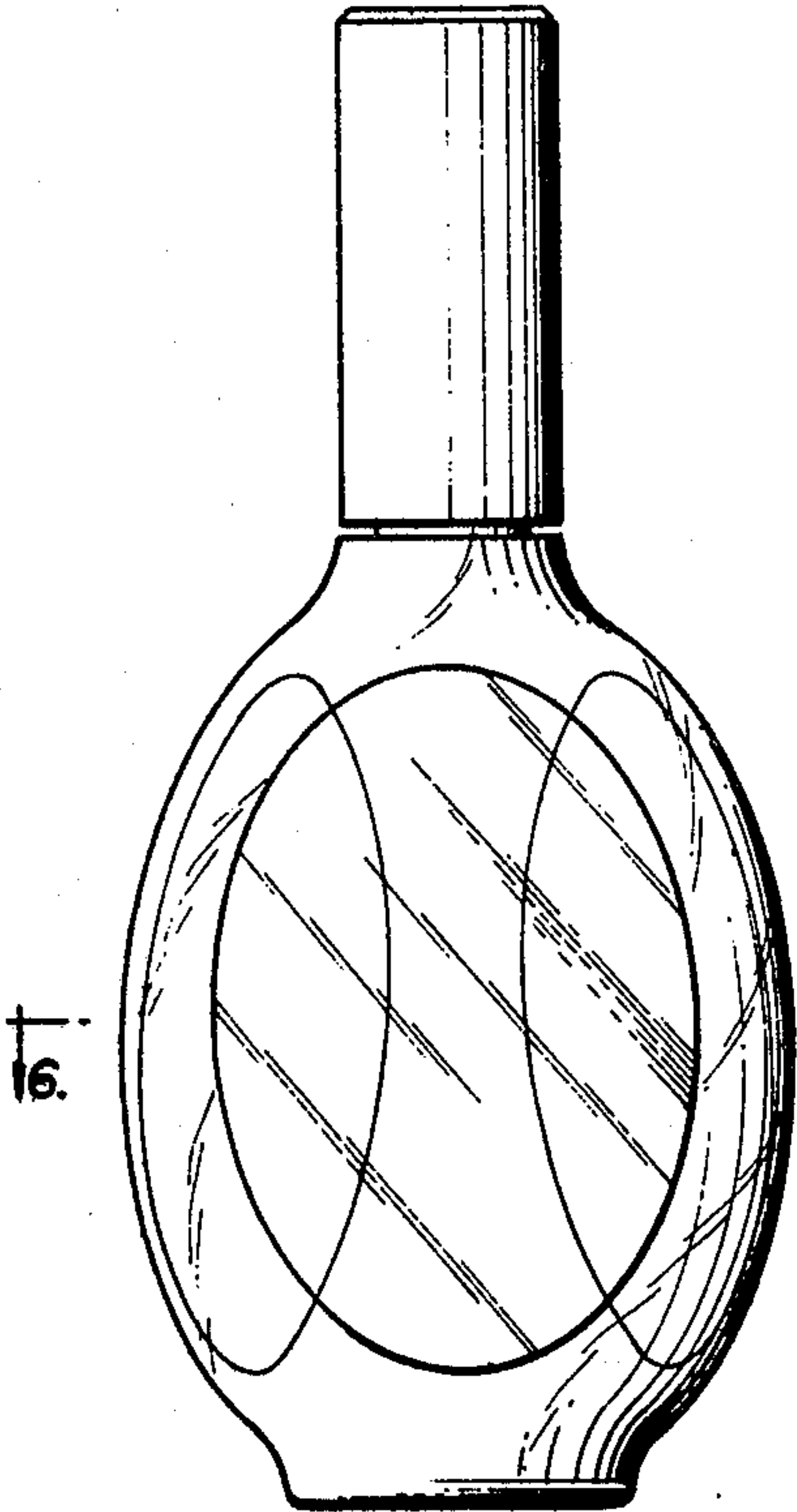


FIG. 2

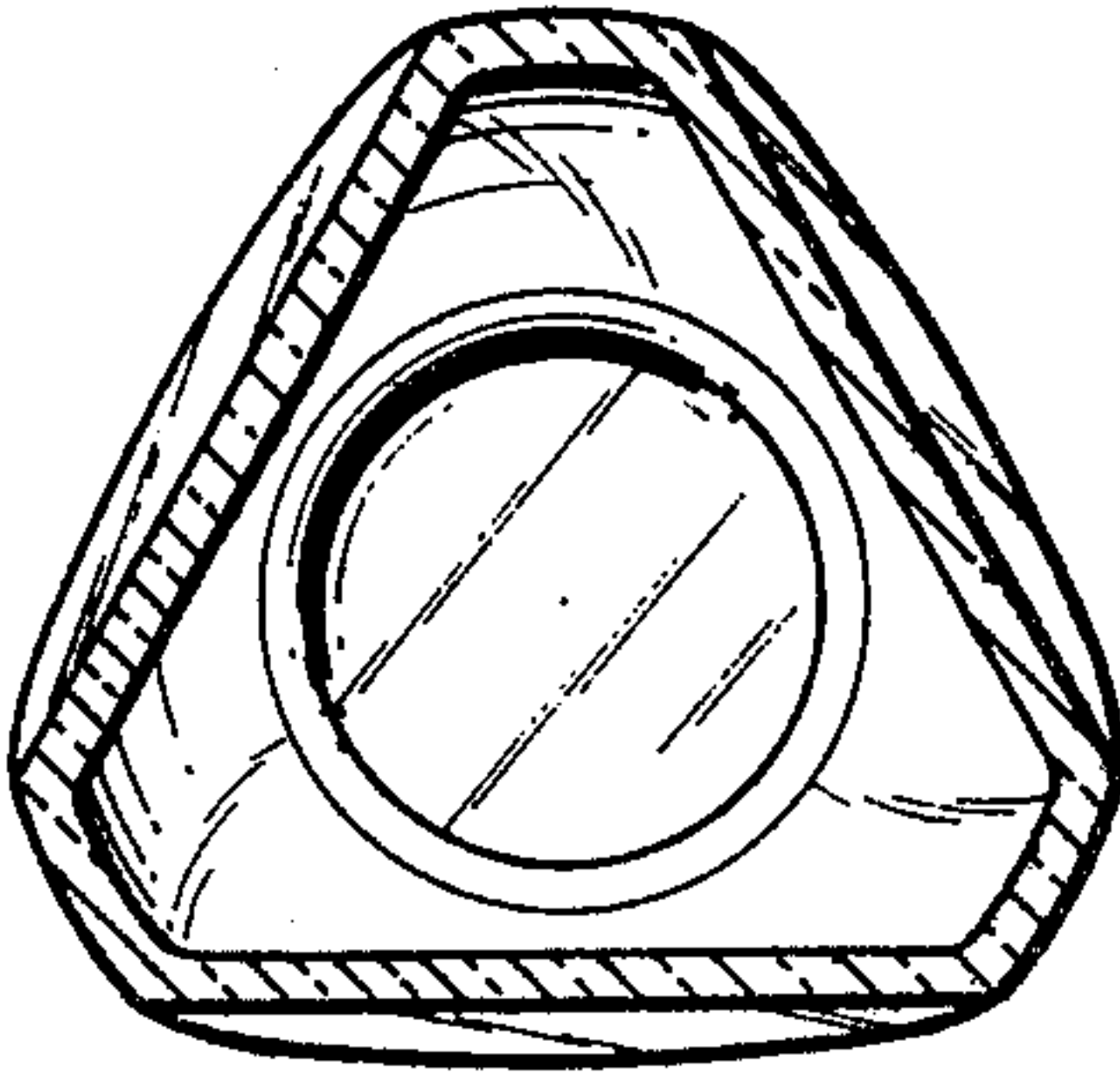
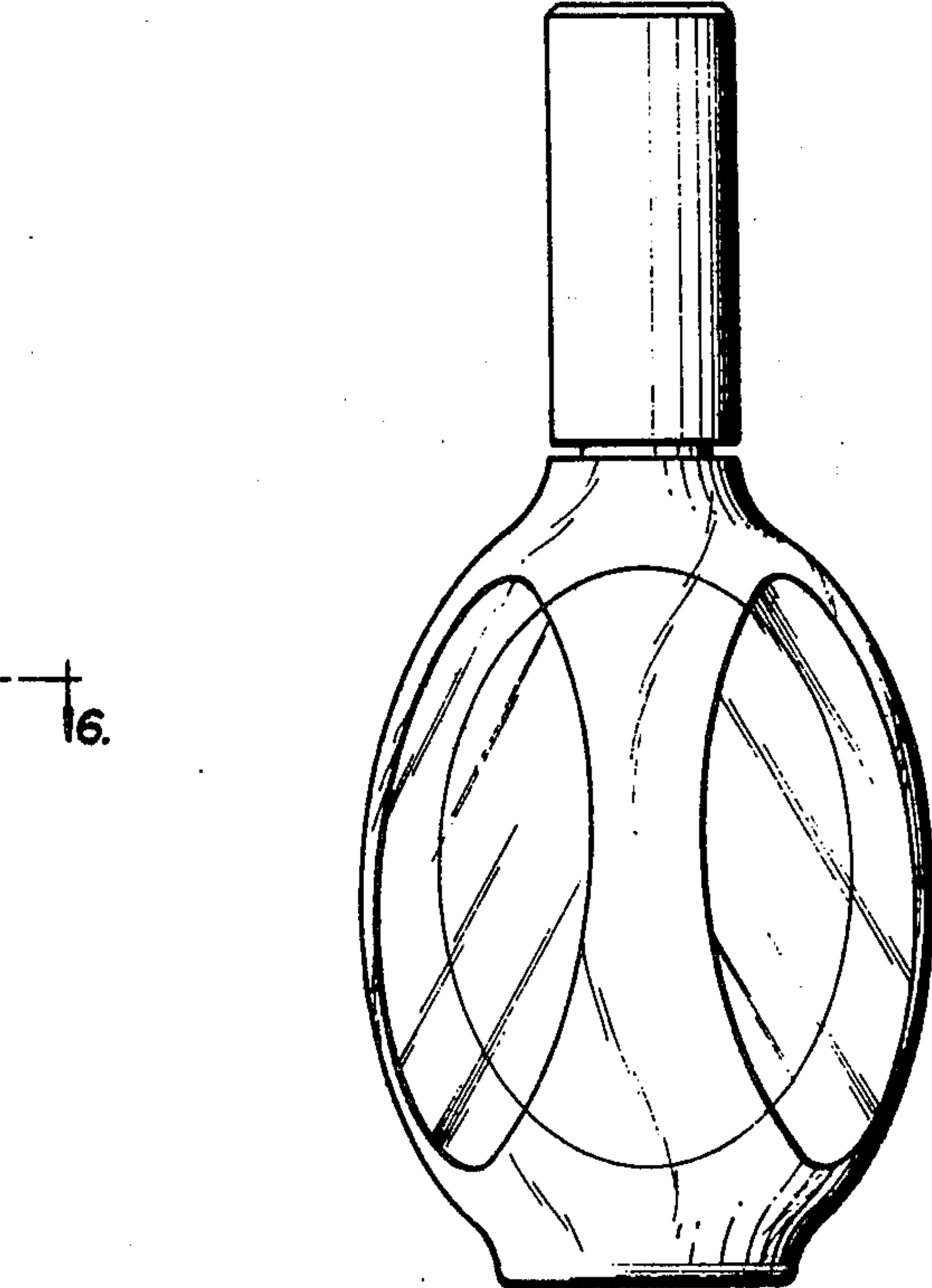


FIG. 6



FIG. 3

FIG. 4

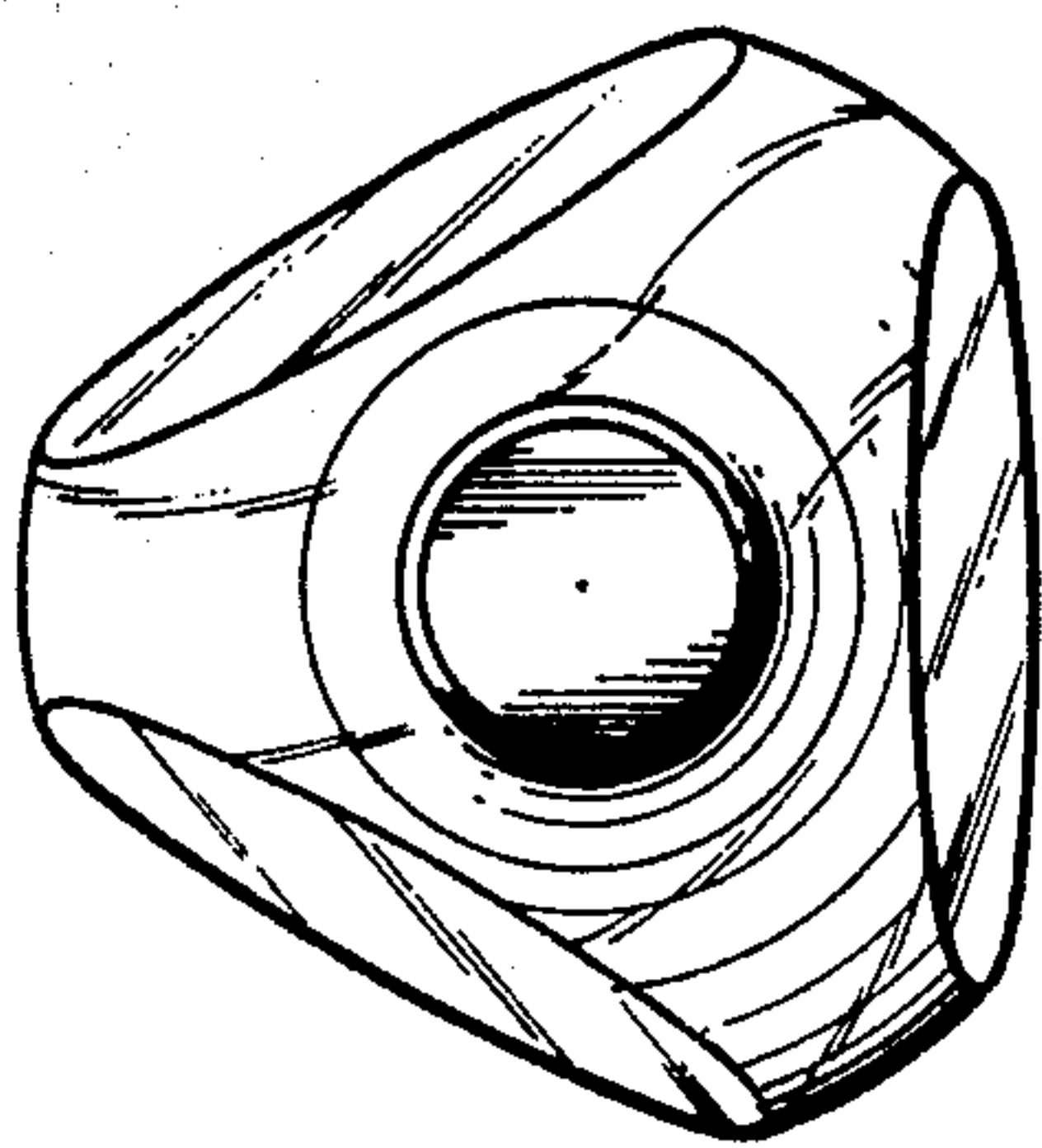


FIG. 5

