

[54] **HOOK**
 [76] **Inventor: Jack Blodgett, 6506 - 38th Ave., NE., Seattle, Wash. 98115**
 [**] **Term: 14 Years**
 [21] **Appl. No.: 399,362**
 [22] **Filed: Jul. 19, 1982**
 [52] **U.S. Cl. D8/372; D8/354; D8/367**
 [58] **Field of Search D8/363, 372, 367; 24/230.5 R, 230.5 AD; 248/304; 294/82 R**

3,233,933 2/1966 Coski 294/74
 3,488,025 1/1970 Rowland 248/304
 3,972,499 8/1976 Simmons 248/304

FOREIGN PATENT DOCUMENTS

1457140 10/1966 France D8/367

Primary Examiner—Wallace R. Burke
Assistant Examiner—Horace B. Fay
Attorney, Agent, or Firm—Wells, St. John & Roberts

[56] **References Cited**

U.S. PATENT DOCUMENTS

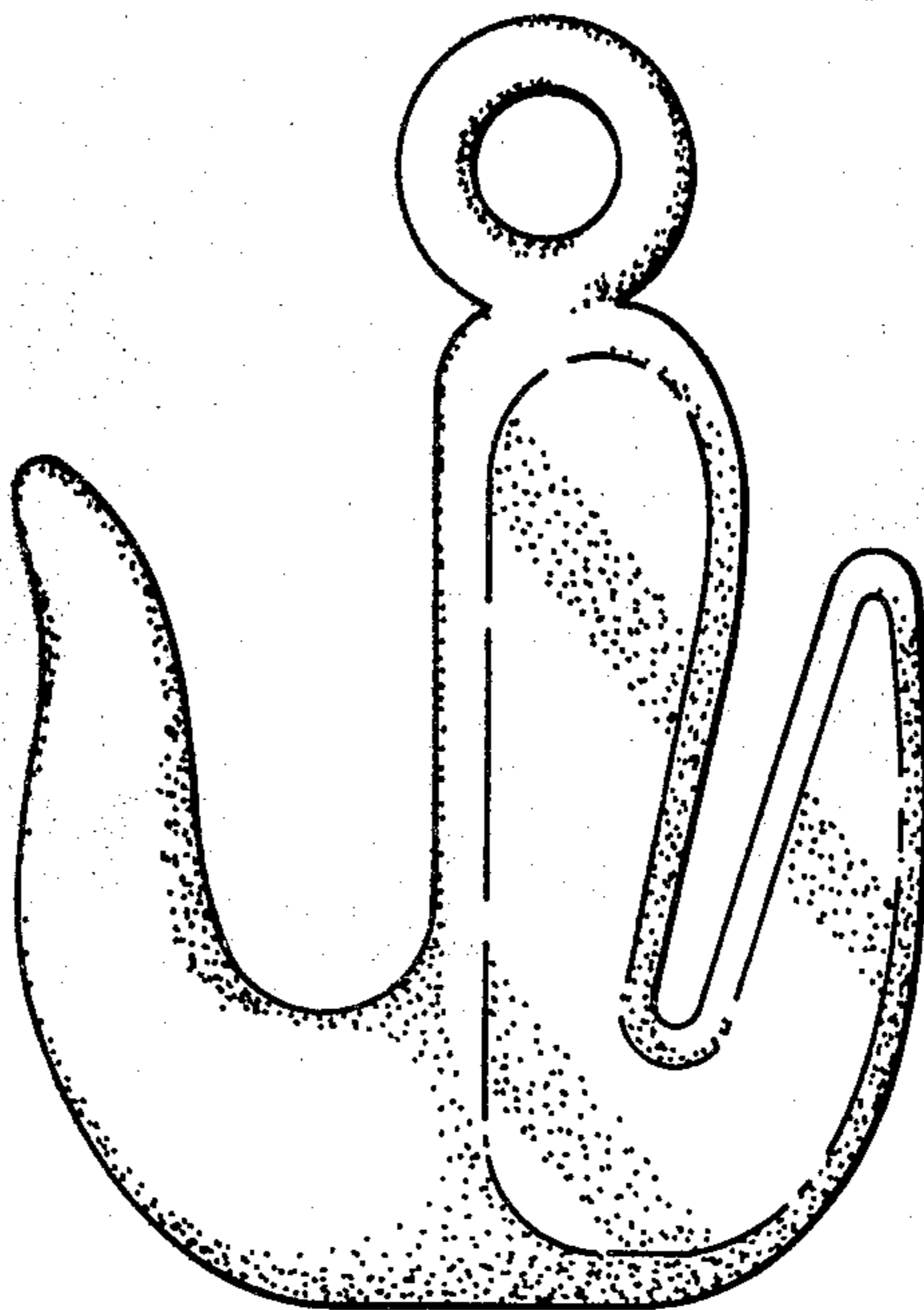
D. 5,699	3/1872	Fogelstrand	D8/372
D. 135,143	3/1943	Weekley	D8/372
D. 136,667	11/1943	Gould	D8/372
D. 189,487	12/1960	Gale	D8/372
D. 202,736	11/1965	Cochran	D8/367
D. 209,155	11/1967	Van Den Houten et al.	D8/372
D. 212,740	11/1968	Serle	D8/367
D. 216,744	3/1970	Markham	D8/372
D. 216,872	3/1970	Serle	D8/372
D. 248,541	7/1978	Oberg	D8/372
D. 271,466	11/1983	Boissonnet	D8/367
366,871	7/1887	Petrie	24/230.5 AD
1,649,655	11/1927	Benson	248/304
2,244,572	6/1941	Rawlings	24/230.5 AD
2,370,358	2/1945	Koch	24/230.5 AD

[57] **CLAIM**

The ornamental design for a hook, as shown and described.

DESCRIPTION

FIG. 1 is a perspective view of a hook showing my new design;
 FIG. 2 is a top plan view thereof;
 FIG. 3 is a bottom view thereof;
 FIG. 4 is a side elevation view thereof as seen from the right in FIG. 1;
 FIG. 5 is a side elevation view thereof as seen from the left in FIG. 1;
 FIG. 6 is a sectional view taken along line 6—6 in FIG. 1;
 FIG. 7 is a sectional view taken along line 7—7 in FIG. 1;
 FIG. 8 is a front view thereof, the rear view being a mirror image.



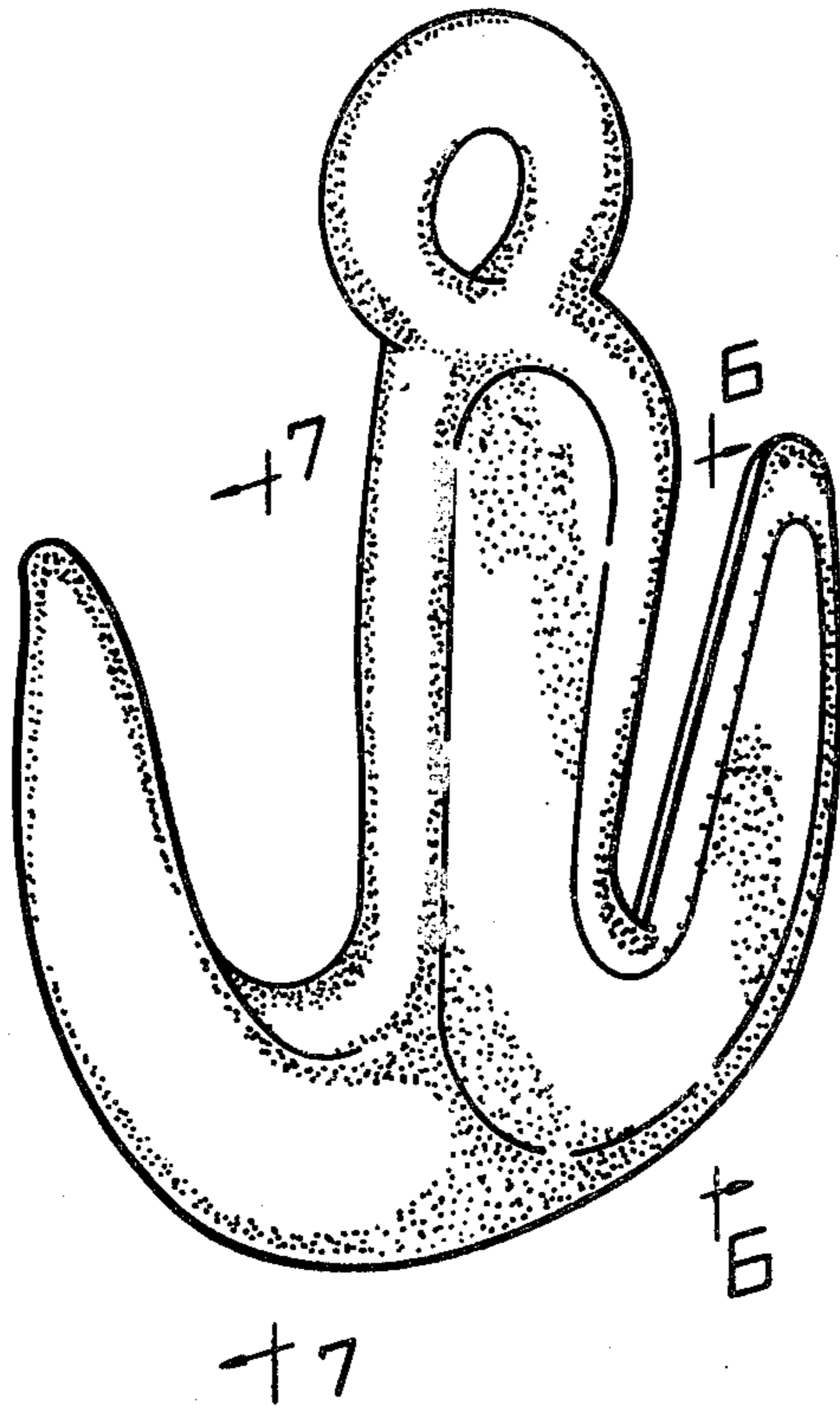


FIG 1



FIG 2




FIG 3



FIG 4



FIG 5

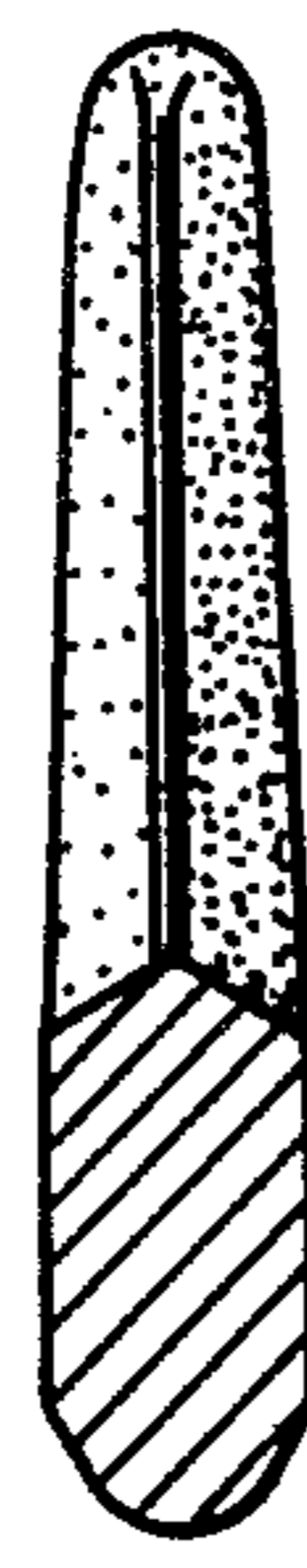


FIG 6




FIG 7

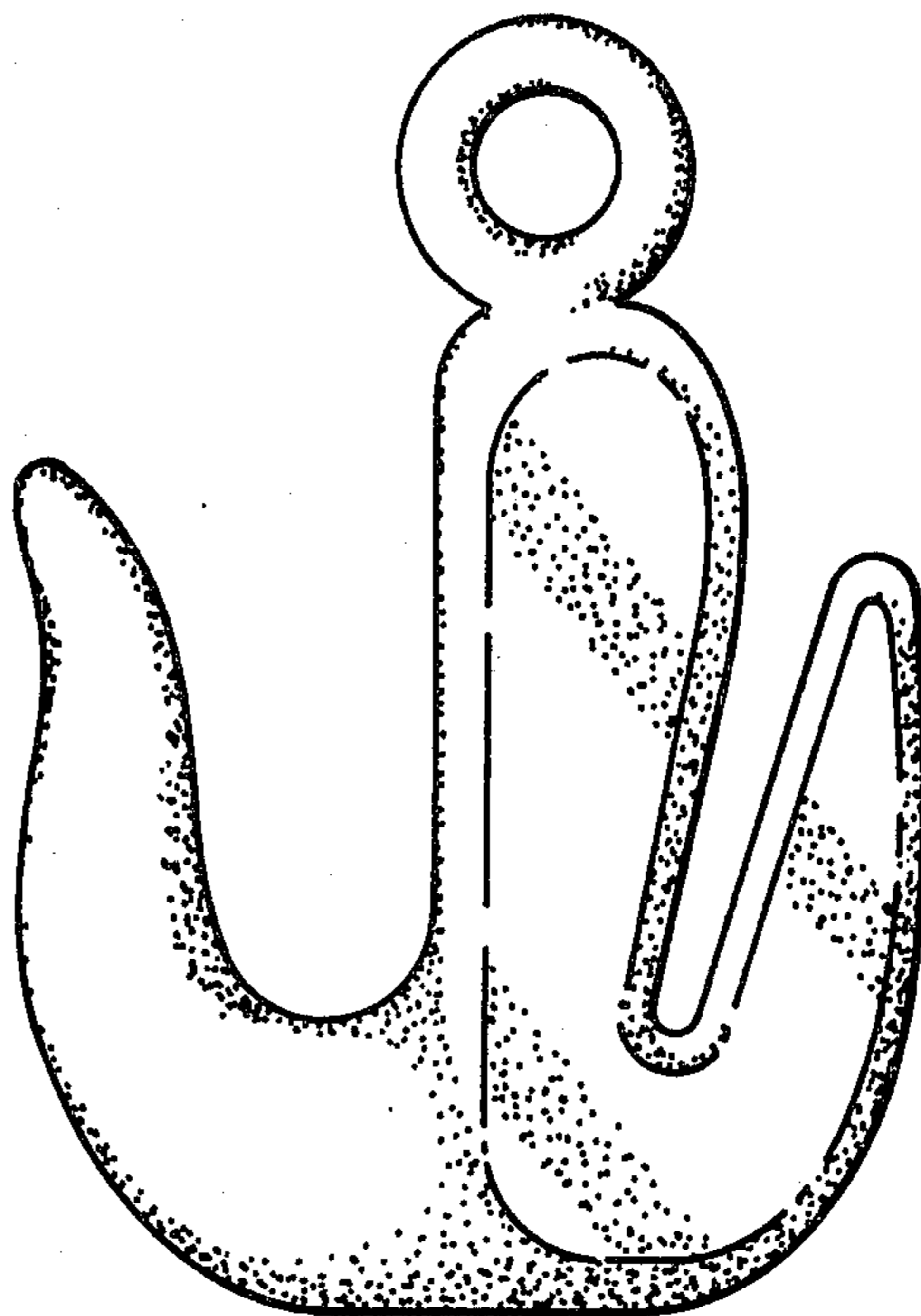


FIG 8