

[54] PHARMACEUTICAL TABLET

[75] Inventor: Anthony B. J. Eoga, Boonton, N.J.

[73] Assignee: Warner-Lambert Company, Morris Plains, N.J.

[\*\*] Term: 14 Years

[21] Appl. No.: 565,688

[22] Filed: Dec. 27, 1983

Related U.S. Application Data

[62] Division of Ser. No. 284,989, Jul. 20, 1981.

[52] U.S. Cl. .... D28/2

[58] Field of Search ..... D28/1, 2, 3, 8.1, 8.2; 424/14; D1/12

References Cited

U.S. PATENT DOCUMENTS

- 5,408 12/1871 Baillairge ..... D28/2 X
- D. 137,202 2/1944 Scott ..... D28/8.1
- D. 172,112 5/1954 Shoemaker ..... D21/86
- D. 176,500 1/1956 Boldt ..... D25/93
- D. 223,759 6/1972 File ..... D28/2

- D. 262,663 1/1982 Neu et al. .... D28/2
- D. 267,122 11/1982 Scohan et al. .... D28/2
- D. 269,720 7/1983 Tovey ..... D28/2
- 3,125,490 3/1964 Hershberg ..... D28/3

OTHER PUBLICATIONS

Identification Guide for Solid Dosage Forms; Hefferren; Sep.-Oct. 1959 pp. 125-131.  
Principles of Tablet Design; Mfg. Chemist & Mfg. Perfumers, Dec. 1946; article by Mitchell; p. 529.

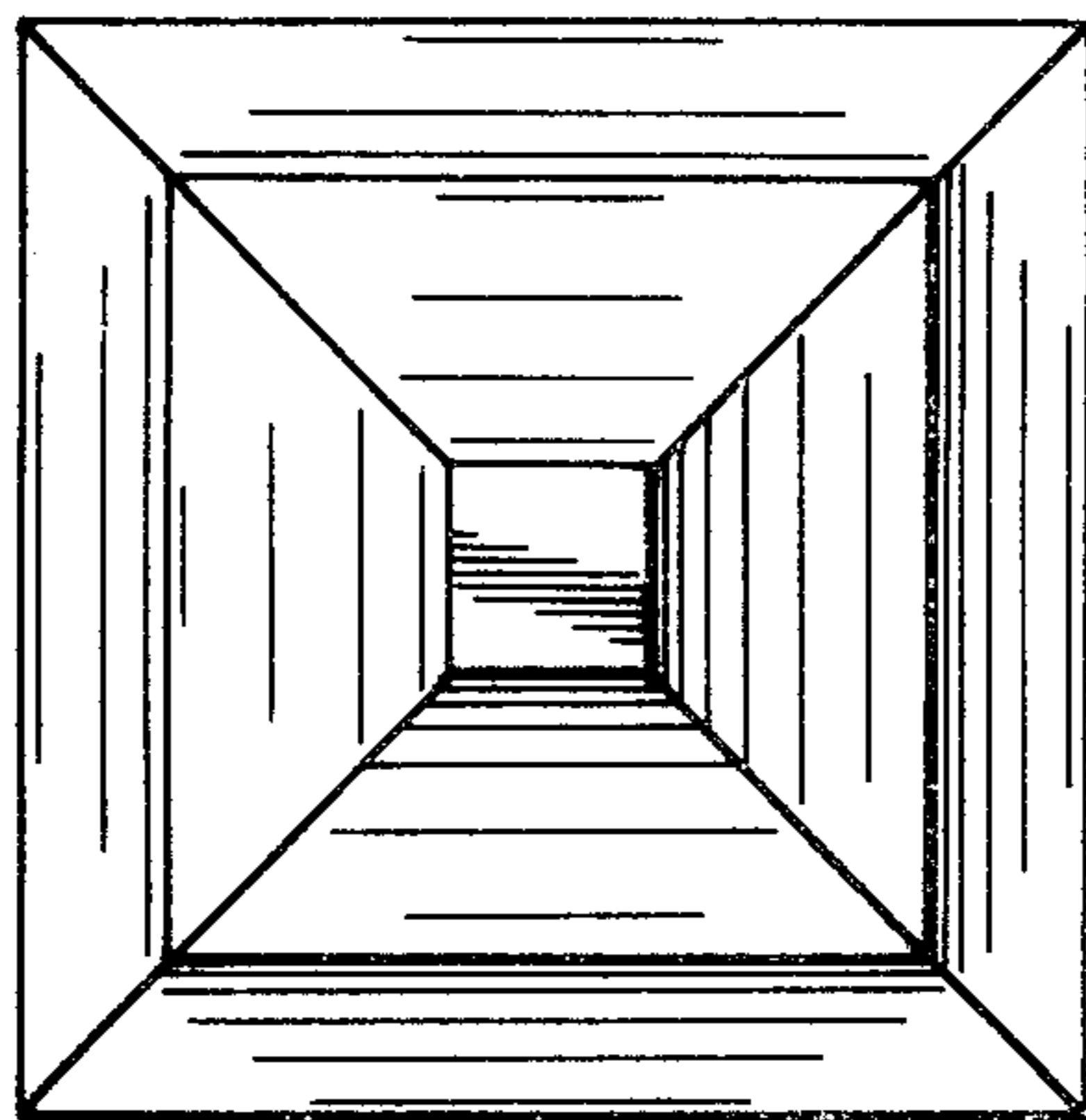
Primary Examiner—Wallace R. Burke  
Assistant Examiner—Horace B. Fay  
Attorney, Agent, or Firm—Gary M. Nath; Daniel A. Scola, Jr.

CLAIM

[57] The ornamental design for a pharmaceutical tablet, as shown and described.

DESCRIPTION

FIG. 1 is a plan view of both broad surfaces of my new design.  
FIG. 2 is a side elevational view thereof.  
FIG. 3 is a perspective view thereof.



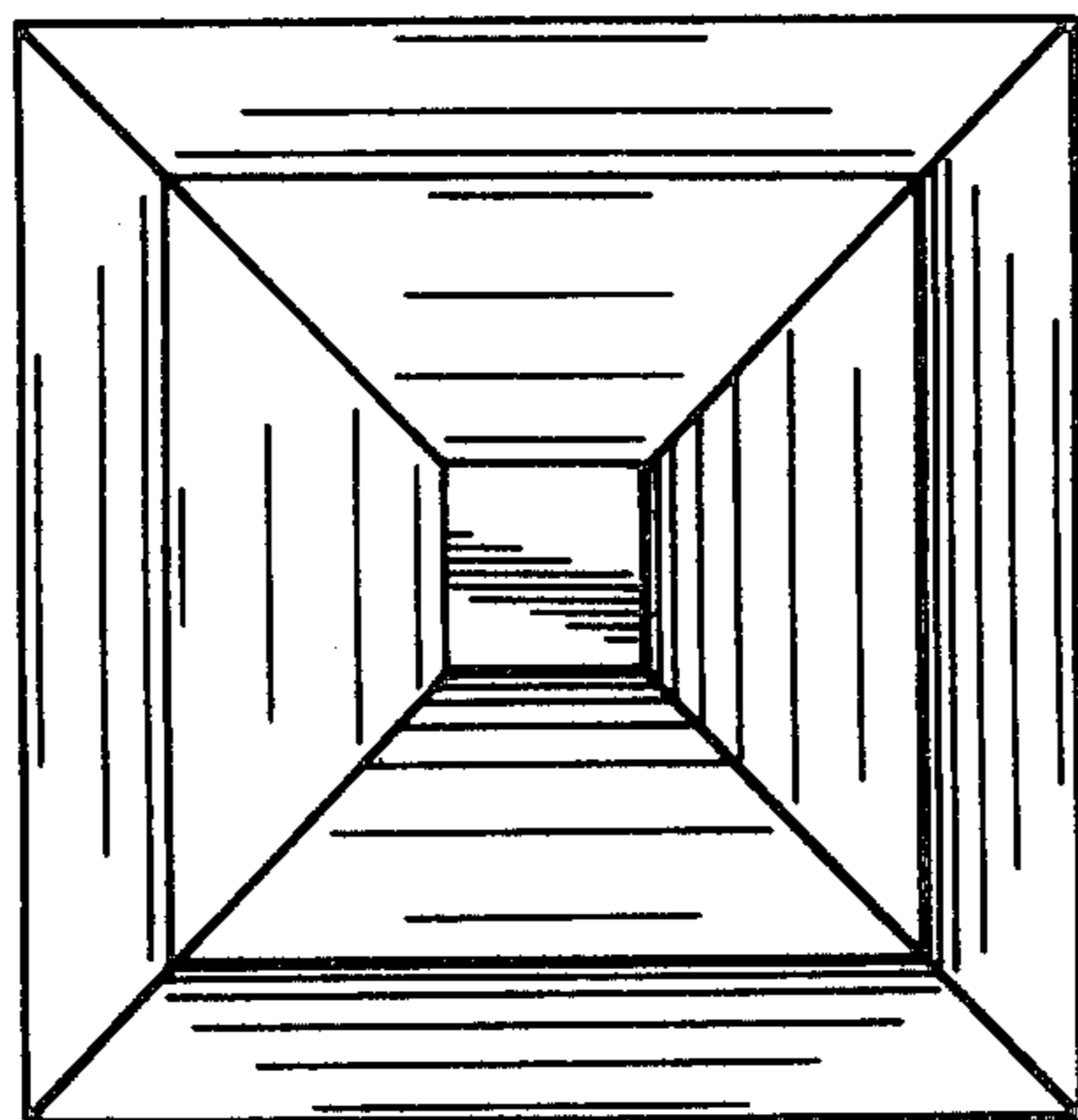


FIG. 1



FIG. 2

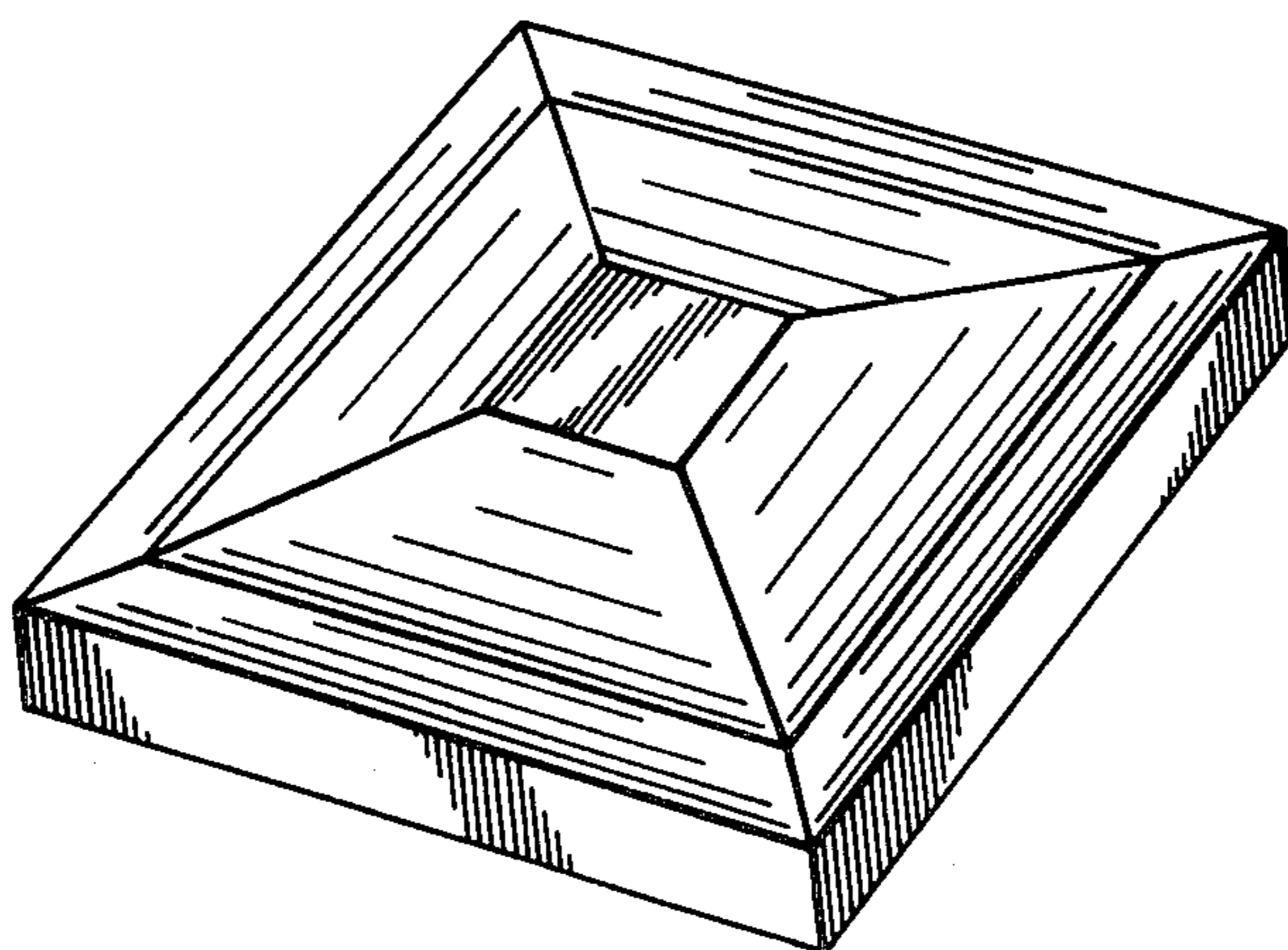


FIG. 3