

[54] SKI WAXING DEVICE

[76] Inventors: Hans Å. Wicksell, Kneippgatan 9, 602 36 Norrköping; Stig Ståhl, Jägmästargränd 4; Ingemar Löfstedt, Sjunnan, both of 574 00 Vetlanda, all of Sweden

[**] Term: 14 Years

[21] Appl. No.: 239,801

[22] Filed: Mar. 2, 1981

[30] Foreign Application Priority Data

Sep. 16, 1980 [SE] Sweden 1740/80

[52] U.S. Cl. D23/77

[58] Field of Search 15/236 R; D23/72, 77; 219/227, 228; 280/809; 401/1, 2, 3, 193

[56] References Cited

U.S. PATENT DOCUMENTS

- 2,019,975 11/1935 Hoyer 219/228 X
- 2,686,861 8/1954 Waller 219/228
- 3,711,678 1/1973 Kuus 15/236 R
- 3,711,678 1/1973 Kuus 219/228 X
- 3,912,902 10/1975 Herniter 219/228

- 3,950,105 4/1976 Moss et al. 219/228 X
- 3,968,345 7/1976 Kollmeder 219/228
- 4,065,214 12/1977 Daum et al. 401/2
- 4,204,693 5/1980 Wicksell et al. 280/809
- 4,334,793 6/1982 Thompson 280/809 X

FOREIGN PATENT DOCUMENTS

- 63656 6/1941 Norway 219/228
- 179792 3/1936 Switzerland 219/228
- 185445 10/1936 Switzerland 219/228
- 257184 3/1949 Switzerland 219/228
- 622403 5/1959 United Kingdom 219/228
- 764887 1/1957 United Kingdom 219/228


Primary Examiner—Catherine E. Kemper
Attorney, Agent, or Firm—Flynn, Thiel, Boutell & Tanis

[57] CLAIM

The ornamental design for a ski waxing device, as shown.

DESCRIPTION

FIG. 1 is a perspective view of a ski waxing device showing our new design; FIG. 2 is a side view thereof; FIG. 3 is a top view thereof; and FIG. 4 is a bottom view thereof.



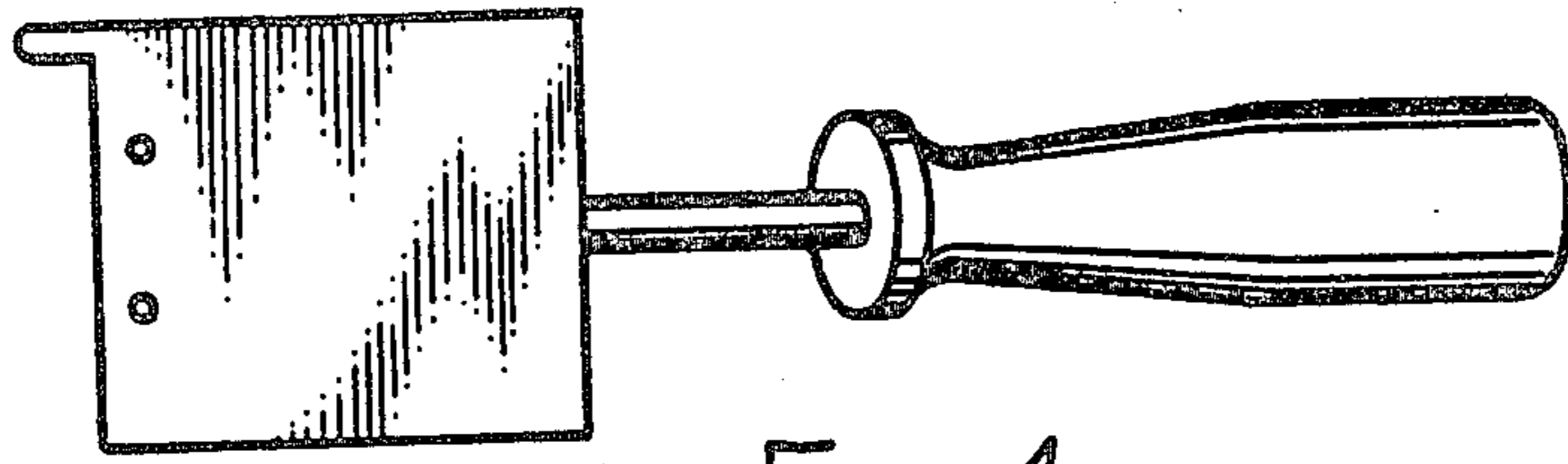


FIG. 4

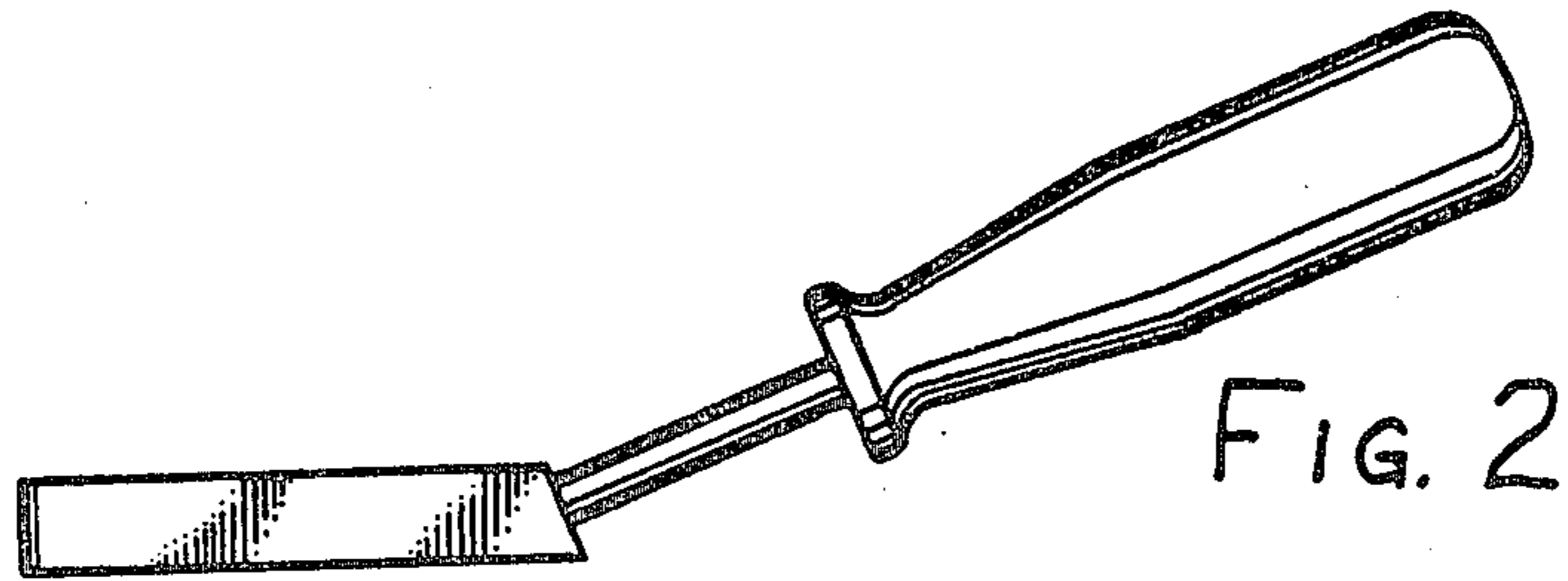


FIG. 2

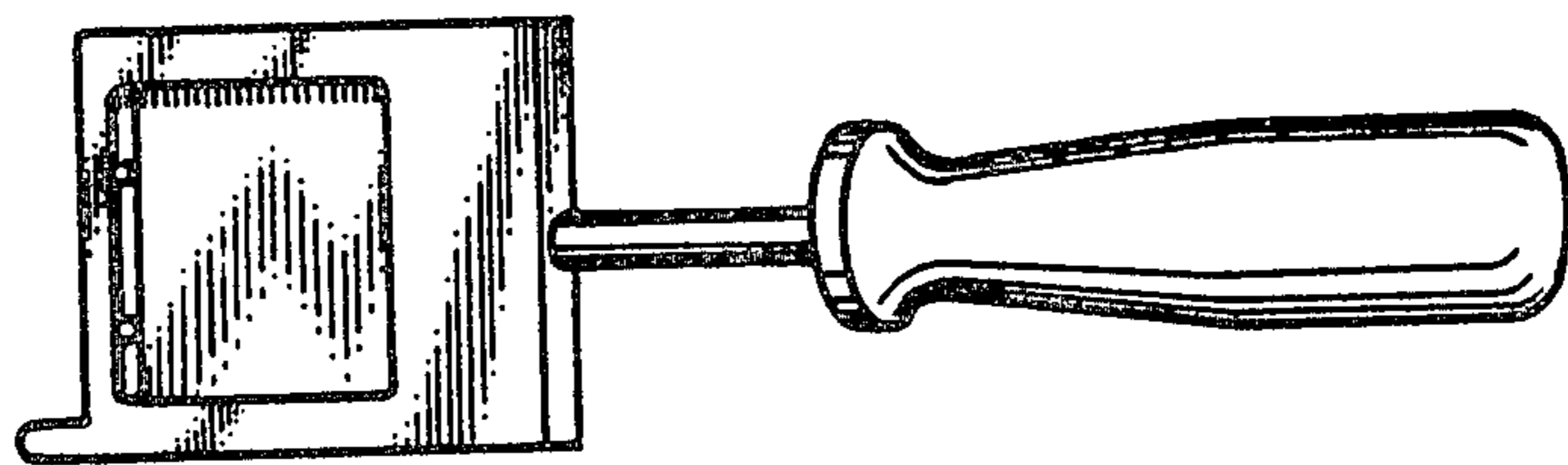


FIG. 3

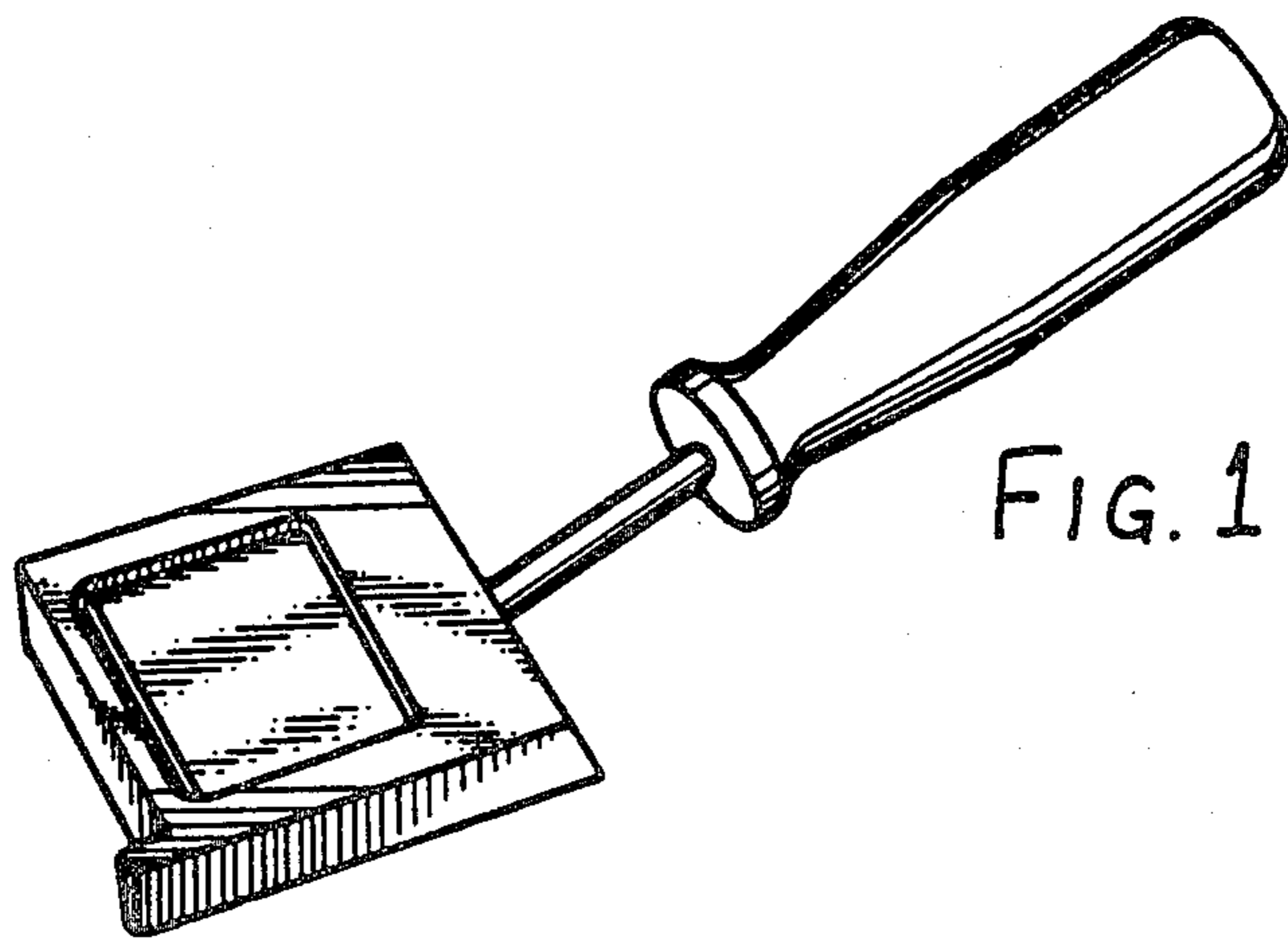


FIG. 1