

# United States Patent [19]

Nakao et al.

[11] Patent Number: **Des. 275,581**

[45] Date of Patent: **\*\* Sep. 18, 1984**

[54] **TOY RATTLE**

[75] Inventors: **Shinroku Nakao, Kanagawa;  
Yoshiyasu Ishii, Tokyo, both of  
Japan**

[73] Assignee: **Combi Co., Ltd., Tokyo, Japan**

[\*\*] Term: **14 Years**

[21] Appl. No.: **344,840**

[22] Filed: **Feb. 1, 1982**

[30] **Foreign Application Priority Data**

Sep. 9, 1981 [JP] Japan ..... 56-39777

[52] U.S. Cl. .... **D21/65**

[58] Field of Search ..... D21/63, 64, 65, 59;  
46/189, 193, 190, 177, 1 C, 175 R; D17/22, 20

[56] **References Cited**

**U.S. PATENT DOCUMENTS**

D. 47,126 3/1915 Whitehouse ..... D21/65

D. 256,259 8/1980 Nakao et al. .... D21/65

D. 256,382 8/1980 Nakao et al. .... D21/65

3,514,898 6/1970 Price ..... 46/193

**OTHER PUBLICATIONS**

Childcraft Catalog, Holiday, 1981, p. 12, "Peek 'n See".

*Primary Examiner*—Charles A. Rademaker  
*Attorney, Agent, or Firm*—Sughrue, Mion, Zinn,  
Macpeak and Seas

[57] **CLAIM**

The ornamental design for a toy rattle, as shown and described.

**DESCRIPTION**

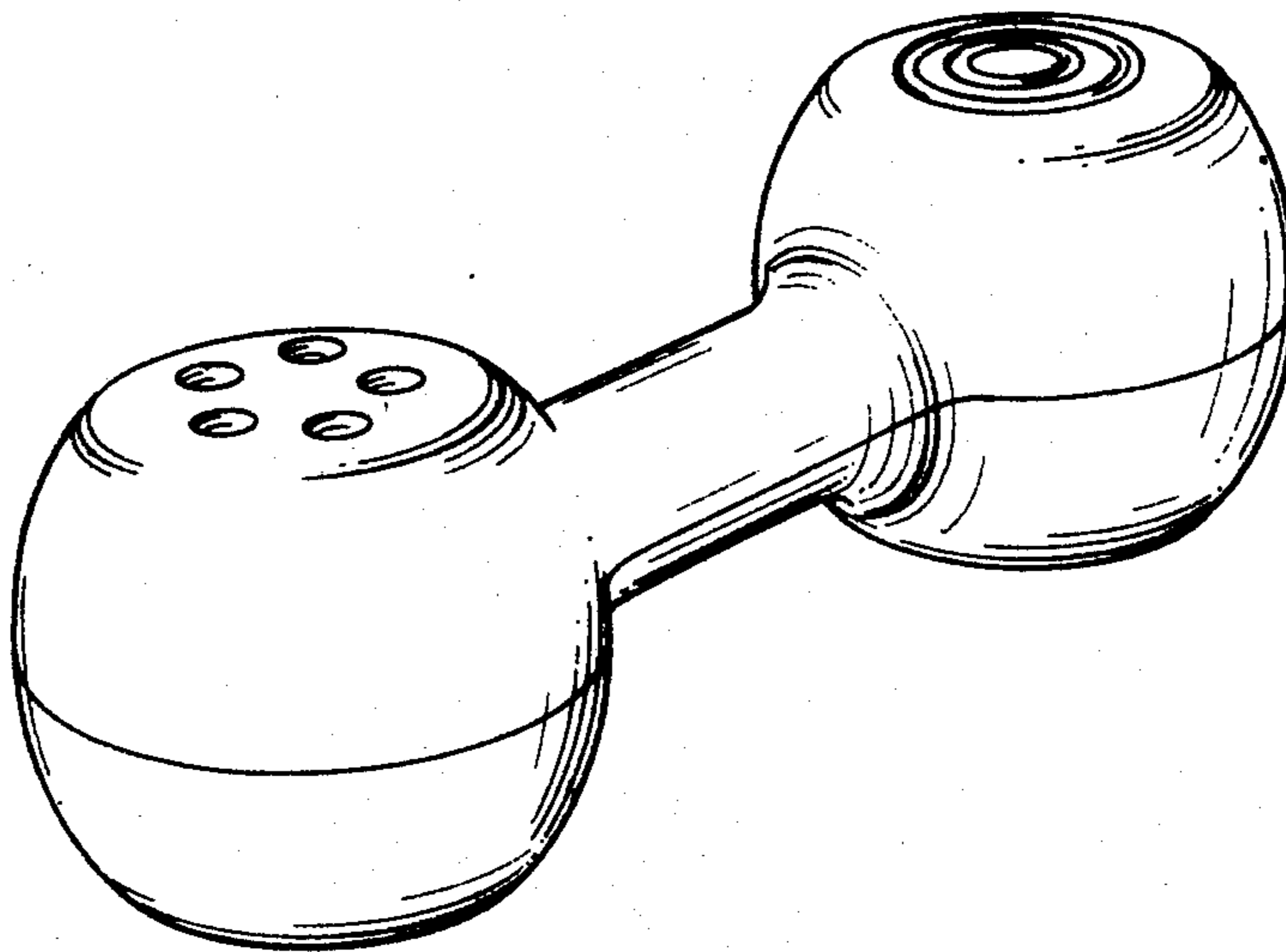
FIG. 1 is a perspective view of a toy rattle showing our new design;

FIG. 2 is a side elevational view thereof, the opposite side being a mirror image thereof;

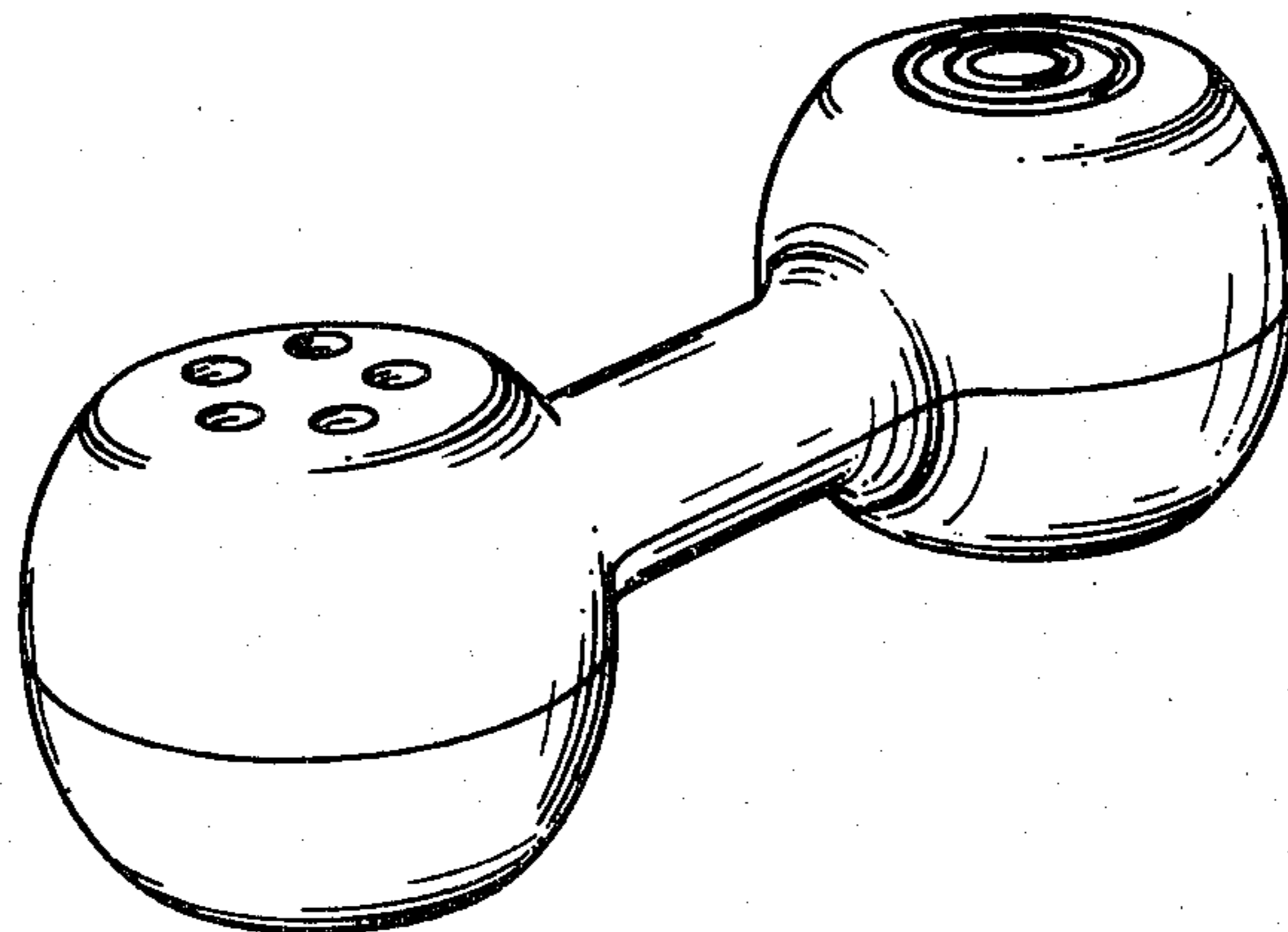
FIG. 3 is an end elevational view thereof;

FIG. 4 is a top plan view thereof; and

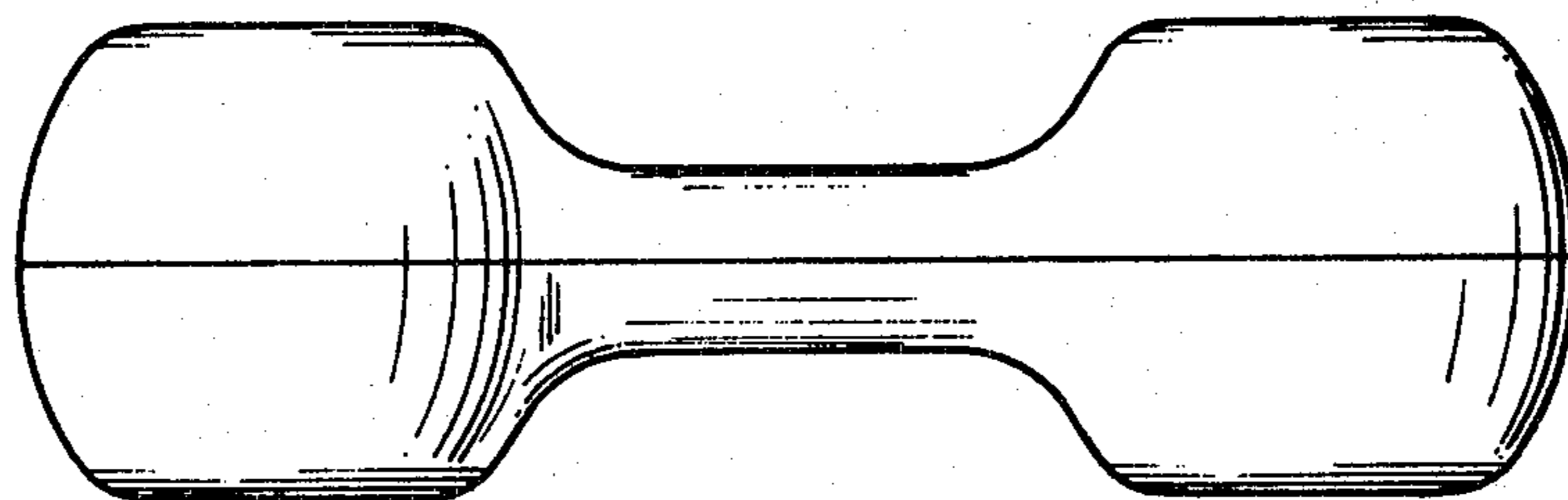
FIG. 5 is a bottom plan view thereof.



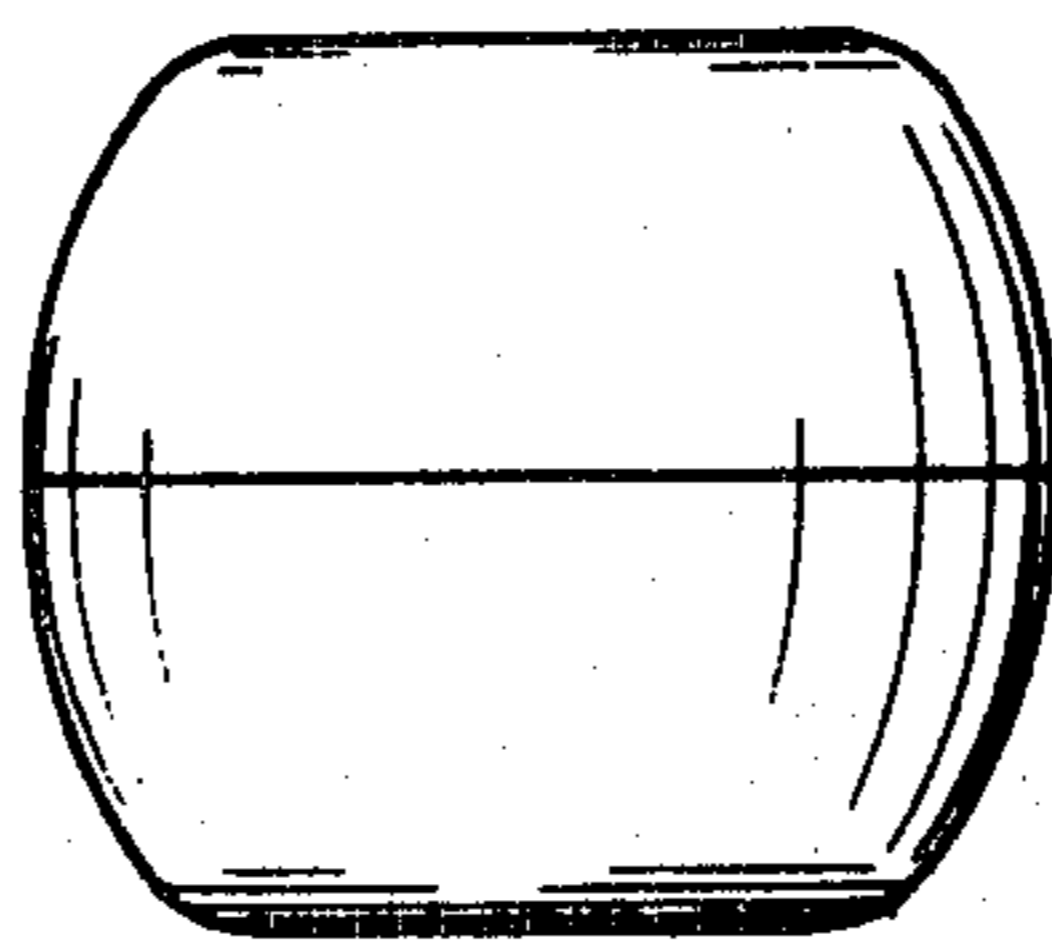
**FIG. 1**




**FIG. 2**



**FIG. 3**



**FIG. 4**



**FIG. 5**

