

[54] **ORNAMENT**

[75] **Inventor: William J. Williams, Shelbyville, Ind.**

[73] **Assignee: Williams Industries, Inc., Shelbyville, Ind.**

[**] **Term: 14 Years**

[21] **Appl. No.: 392,380**

[22] **Filed: Jun. 25, 1982**

[52] **U.S. Cl. D11/125; D11/70; D11/124**

[58] **Field of Search D11/70, 56, 90, 121, D11/124, 125, 140, 131-133; 428/3, 7, 11, 13-15, 28**

[56] **References Cited**

U.S. PATENT DOCUMENTS

D. 161,789	1/1951	Purviance	D11/125
D. 239,556	4/1976	Braff et al.	D11/90
D. 241,768	10/1976	Schonbek	D11/90 X
1,882,593	10/1932	Hentschel	428/11 X
2,201,201	5/1940	Protz	D11/124 X


Primary Examiner—Louis S. Zarfaz
Attorney, Agent, or Firm—Barnes & Thornburg

[57] **CLAIM**

The ornamental design for an ornament, as shown.

DESCRIPTION

FIG. 1 is a front elevational view of an ornament showing my new design;
FIG. 2 is a left side elevational view thereof;
FIG. 3 is a rear elevational view thereof;
FIG. 4 is a right side elevational view thereof;
FIG. 5 is a top plan view thereof; and
FIG. 6 is a bottom view thereof.






FIG. 1



FIG. 2




FIG. 3



FIG. 4



FIG. 5




FIG. 6