

[54] RIVET OR THE LIKE

[75] Inventor: Akira Mizusawa, Fujisawa, Japan  
[73] Assignee: Nifco Inc., Kanagawa, Japan  
[\*\*] Term: 14 Years  
[21] Appl. No.: 384,564  
[22] Filed: Jun. 3, 1982

[30] Foreign Application Priority Data

Dec. 9, 1981 [JP] Japan ..... 56-54125  
[52] U.S. Cl. .... D8/386  
[58] Field of Search ..... 411/57, 500, 501, 502,  
411/503, 508, 509, 44, 360; D8/382, 385-388,  
397-399; 206/343-346

[56] References Cited

U.S. PATENT DOCUMENTS  
3,318,183 5/1967 Fischer ..... 411/57  
3,482,482 12/1969 LeSage ..... 411/57  
3,728,761 4/1973 Hully ..... 411/57

OTHER PUBLICATIONS

"Scrivet" brochure, ©1979, back side, Scrivet No. 201-700022-00.  
*Primary Examiner*—B. J. Bullock  
*Attorney, Agent, or Firm*—Dressler, Goldsmith, Shore, Sutker & Milnamow, Ltd.

[57] CLAIM

The ornamental design for a rivet or the like, as shown and described.

DESCRIPTION

FIG. 1 is a top plan view of a rivet or the like, showing my new design;  
FIG. 2 is a bottom plan view thereof;  
FIG. 3 is a front elevational view thereof;  
FIG. 4 is a side elevational view taken from the right of FIG. 3;  
FIG. 5 is a cross-sectional view taken in the direction of the arrows on line V—V of FIG. 3;  
FIG. 6 is a cross-sectional view similar to FIG. 5 but in the position of use.




Fig. 1

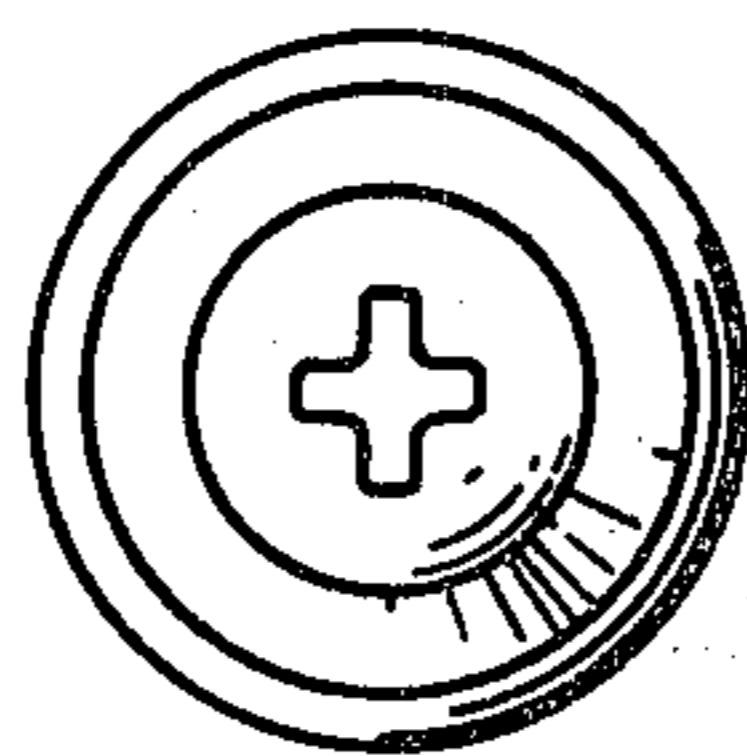


Fig. 2

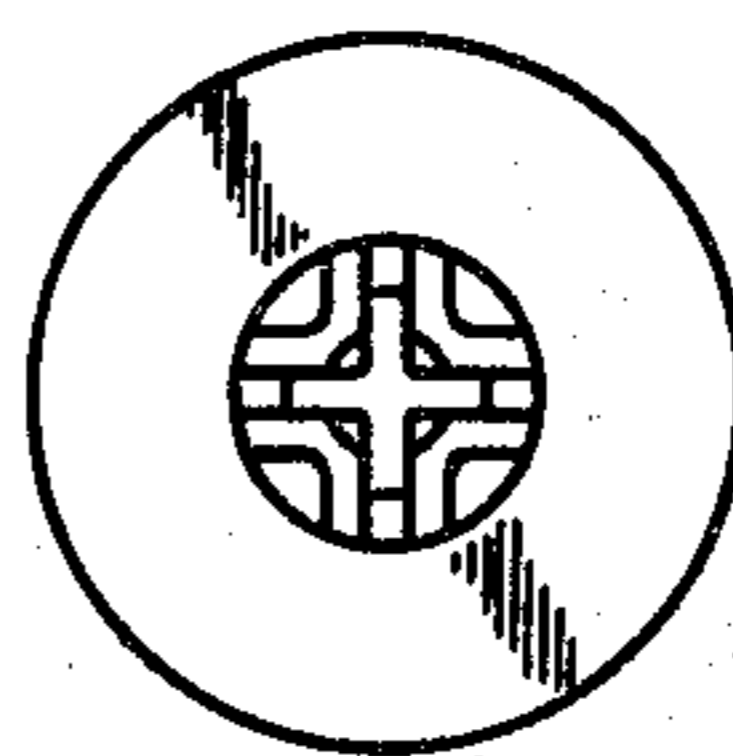


Fig. 3

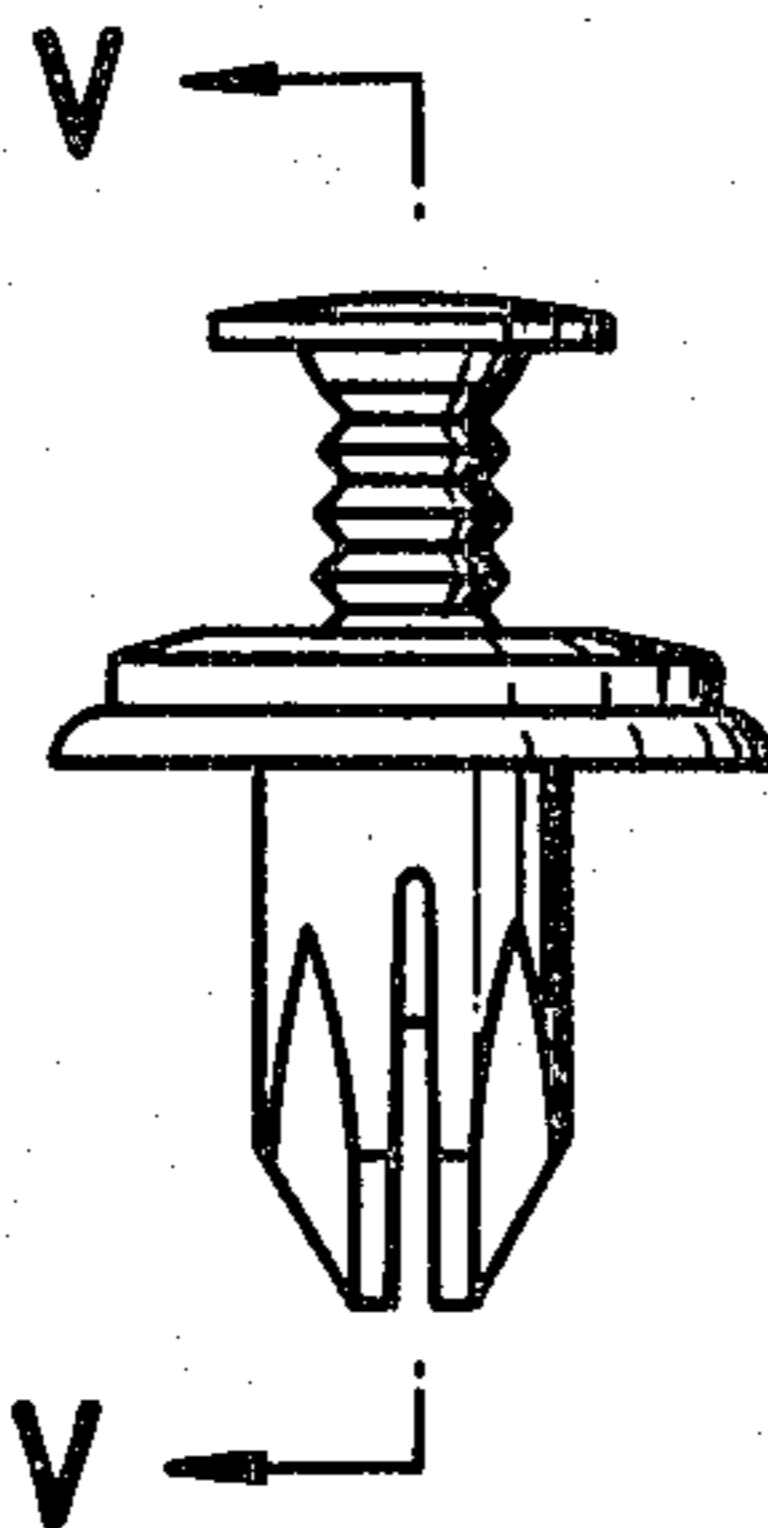


Fig. 4




Fig. 5




Fig. 6

