

[54] WINDOW REMOVAL PREVENTION DEVICE

4,341,042 7/1982 Schultz 49/404

[76] Inventor: Clayton R. Voigt, 1728 "O" St., Sacramento, Calif. 95814

[**] Term: 14 Years

[21] Appl. No.: 368,213

[22] Filed: Apr. 12, 1982

[52] U.S. Cl. D8/330; 49/404

[58] Field of Search D8/330; 49/404, 407, 49/49, 449; 16/96 R; 292/DIG. 46

[56] References Cited

U.S. PATENT DOCUMENTS

D. 25,631	6/1896	Hayden	D8/499
D. 175,531	9/1955	Brintom	D22/18
1,739,382	12/1929	Austen et al.	D8/376
3,640,559	2/1972	Royer	49/404
3,830,007	8/1974	Lunke	242/84.1 R
4,084,290	4/1978	Lymar et al.	49/404
4,158,272	6/1979	Riegelman	49/404
4,165,553	8/1979	Salerno	49/404
4,317,312	3/1982	Heideman	49/404

OTHER PUBLICATIONS

Lee Spring Co., Catalog ©1982, Items Marked X1 on front and back cover, and Item marked y-1 on p. 2. Grammes Metal Products Cat. #66, ©1941, p. 38, Item #33477, p. 46, Item #380.

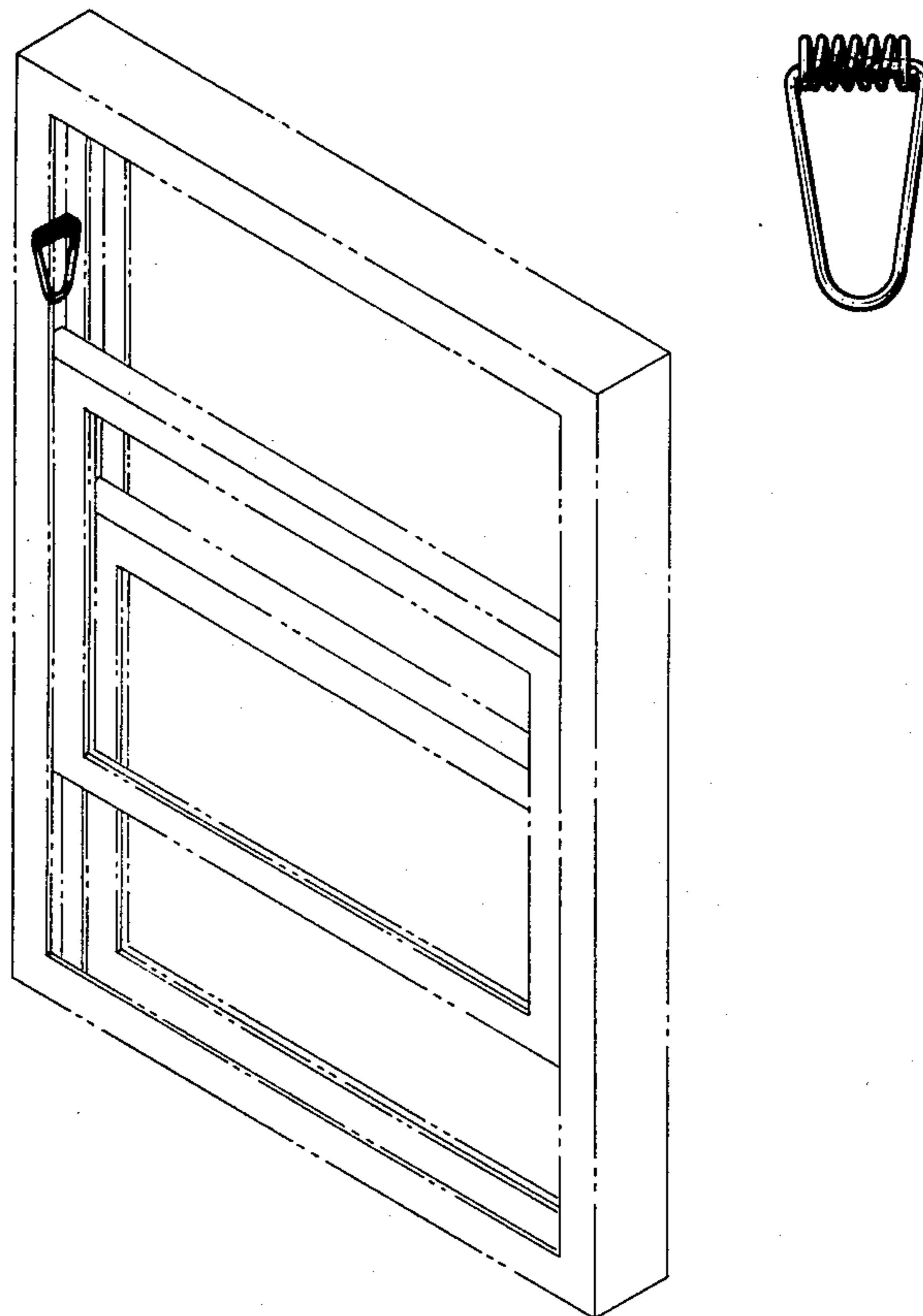
Primary Examiner—Wallace R. Burke
Assistant Examiner—Horace B. Fay
Attorney, Agent, or Firm—Mark C. Jacobs

[57] CLAIM

The ornamental design for window removal prevention device, substantially as shown and described.

DESCRIPTION

FIG. 1 is a perspective view of a window removal prevention device showing my new design in the top channel of the window, it being understood that the broken line showing of the window is for illustrative purposes only; FIG. 2 is a front elevational view; FIG. 3 is a side elevational view; FIG. 4 is a top plan view; and FIG. 5 is a bottom plan view.



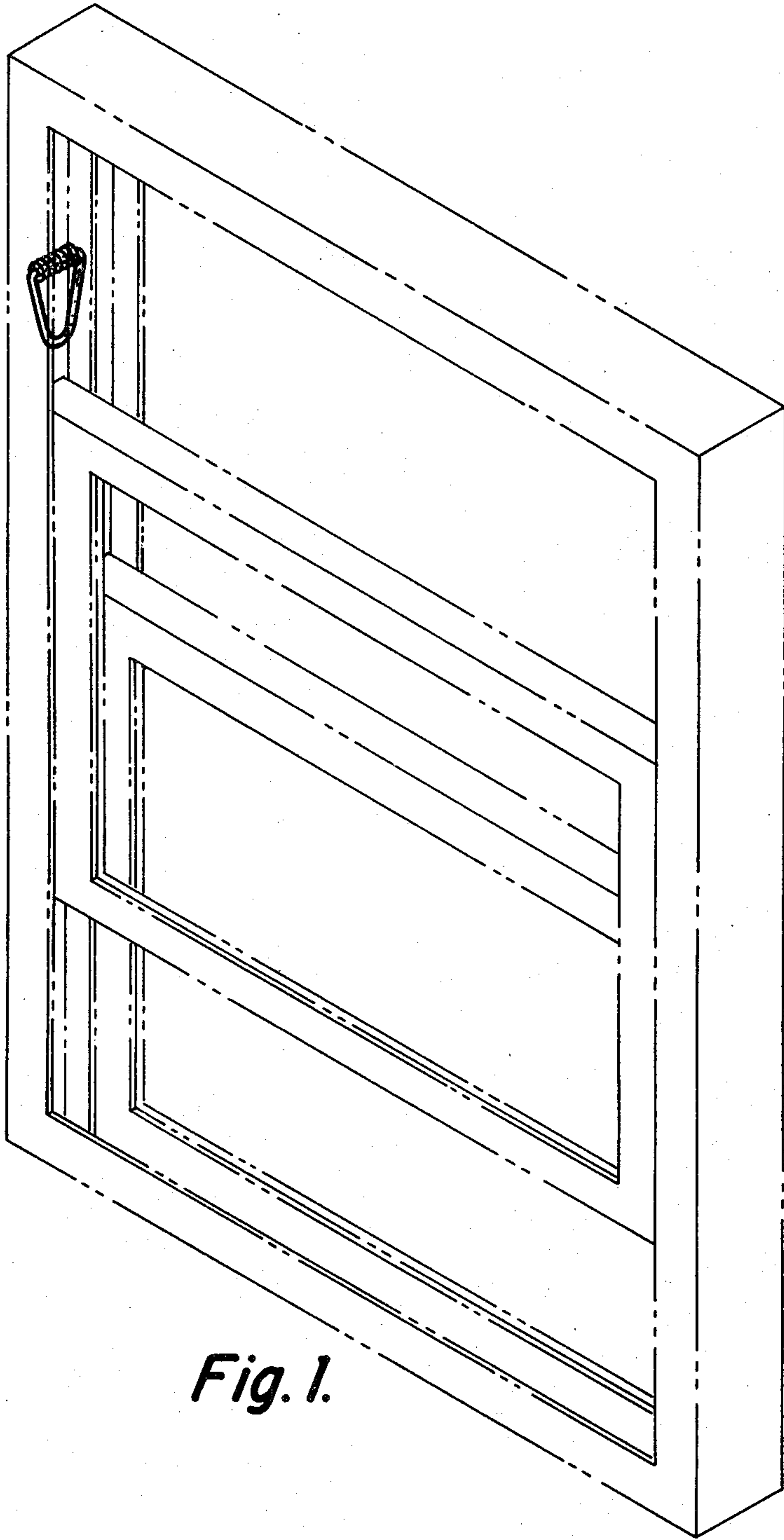


Fig. 1.

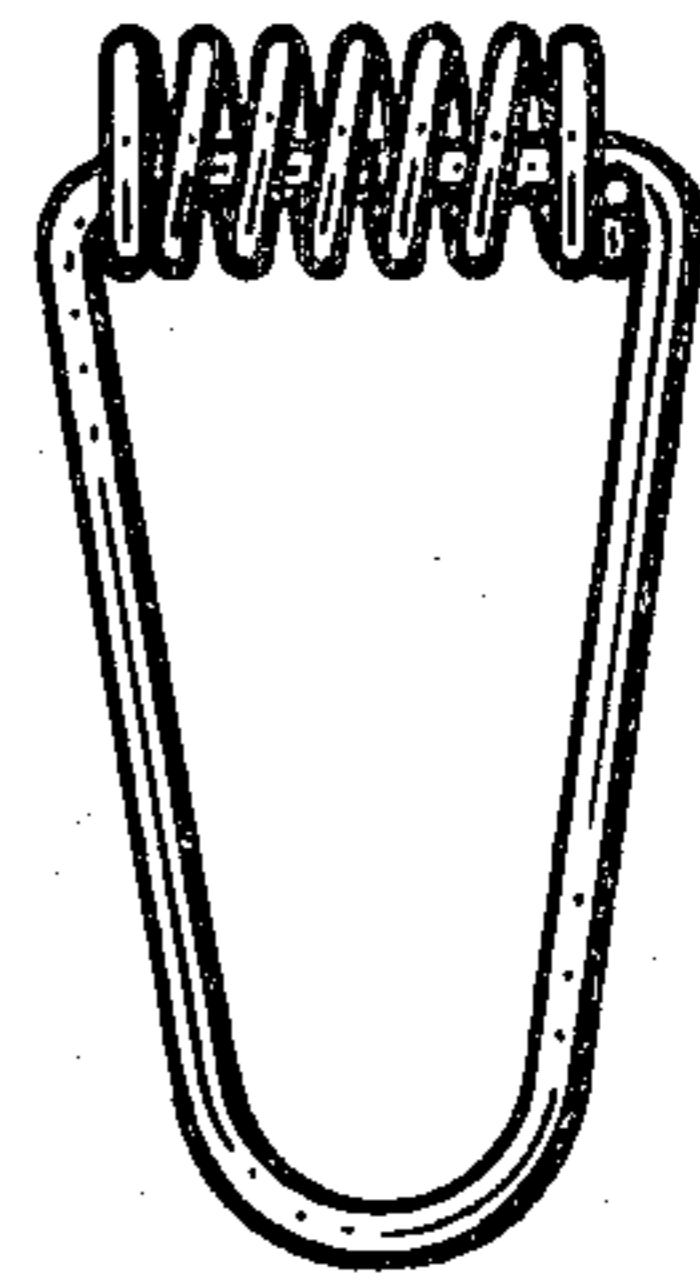


Fig. 2.



Fig. 3.



Fig. 4.



Fig. 5.