

[54] PORTABLE TOILET

[75] Inventors: George W. Harding, Clearwater, Fla.; Ronald E. Sears, Bloomfield Hills, Mich.

[73] Assignee: Sani-Jon Mfg., Inc., Troy, Mich.

[\*\*] Term: 14 Years

[21] Appl. No.: 341,957

[22] Filed: Jan. 22, 1982

[52] U.S. Cl. .... D25/16

[58] Field of Search ..... D25/1, 16; 52/282; 4/459, 460, 462

[56] References Cited

U.S. PATENT DOCUMENTS

D. 192,112	1/1962	Kulka	.....	D25/16
D. 209,192	11/1967	Harding	.....	D25/16
D. 210,008	1/1968	Thompson	.....	D25/16
D. 211,081	5/1968	Barnhart	.....	D25/16
D. 214,886	8/1969	Katona	.....	D25/16
D. 218,156	7/1970	Johnson	.....	D25/16
D. 218,157	7/1970	Johnson	.....	D25/16
D. 218,929	10/1970	Johnson	.....	D25/16

D. 220,873	6/1971	Kelly et al.	.....	D25/16
D. 229,828	1/1974	Hinkley	.....	D25/16
D. 244,694	6/1977	McClure	.....	D25/16
D. 248,775	8/1978	Brown	.....	D25/16
D. 258,464	3/1981	Garst	.....	D25/16
D. 262,997	2/1982	Reynolds	.....	D25/16
D. 265,685	8/1982	Decaux	.....	D25/16
3,447,167	6/1969	Harding	.....	4/462
3,629,874	12/1971	Beller	.....	4/462
3,835,480	9/1974	Harding	.....	4/459
4,305,164	12/1981	Sargont et al.	.....	4/460


Primary Examiner—James R. Largen  
Attorney, Agent, or Firm—Krass and Young

[57] CLAIM

The ornamental design for a portable toilet, substantially as shown and described.

DESCRIPTION

FIG. 1 is a perspective view of a portable toilet showing our new design;  
FIG. 2 is a front elevation thereof;  
FIG. 3 is a right side elevation thereof;  
FIG. 4 is a left side elevation thereof;  
FIG. 5 is a top plan view thereof; and  
FIG. 6 is a rear elevation thereof.






Fig-1

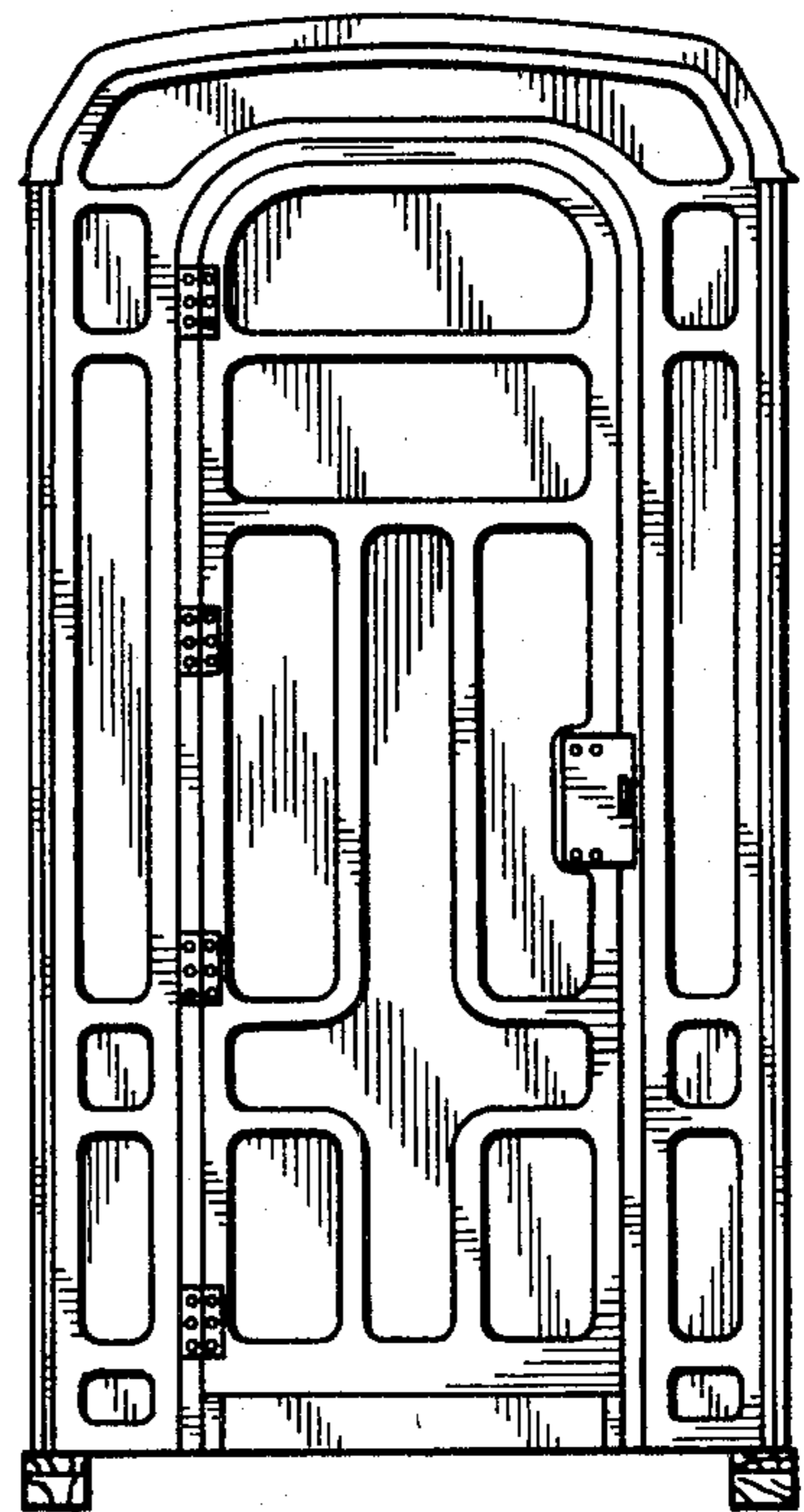


Fig-2

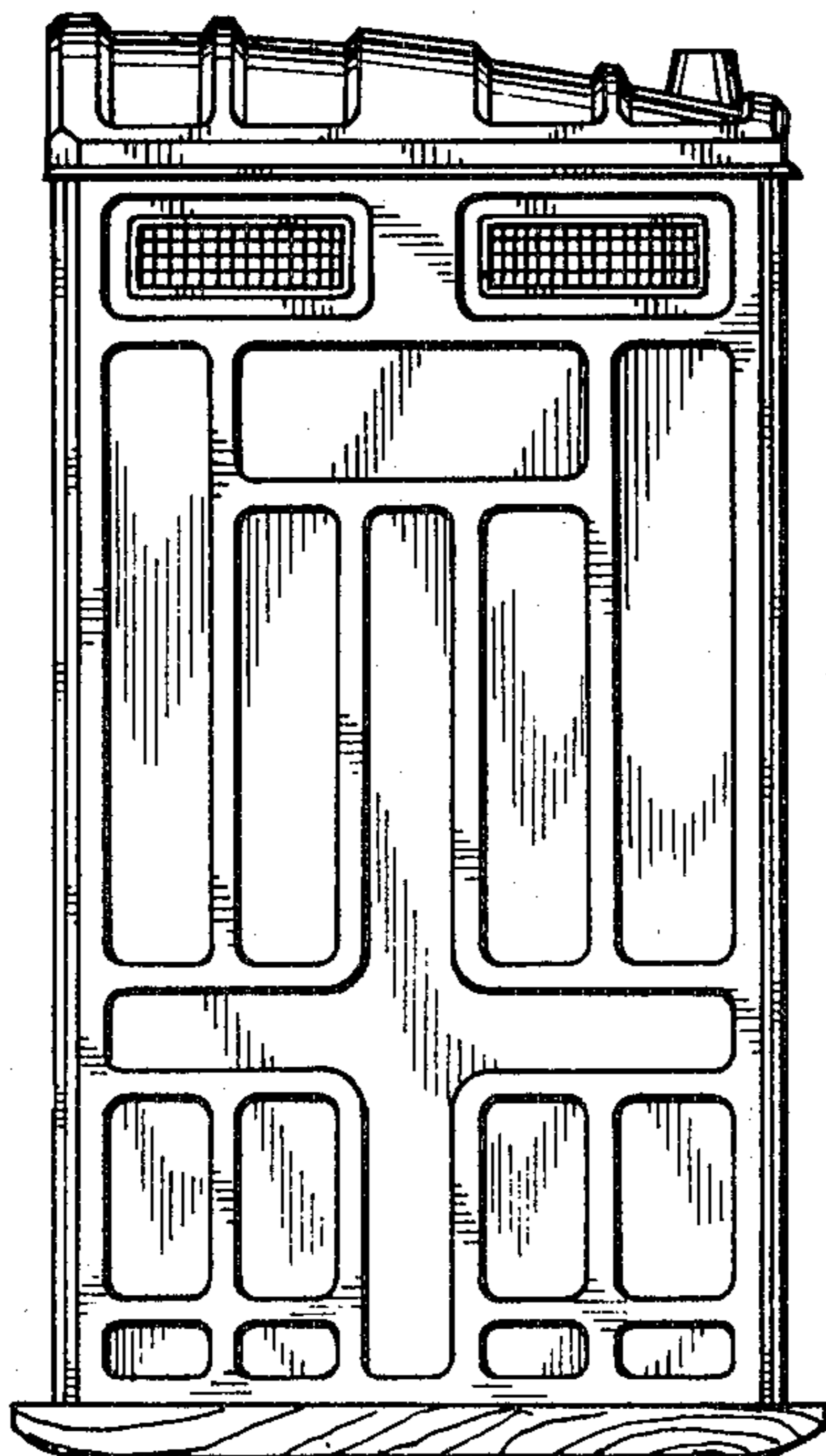


Fig-3

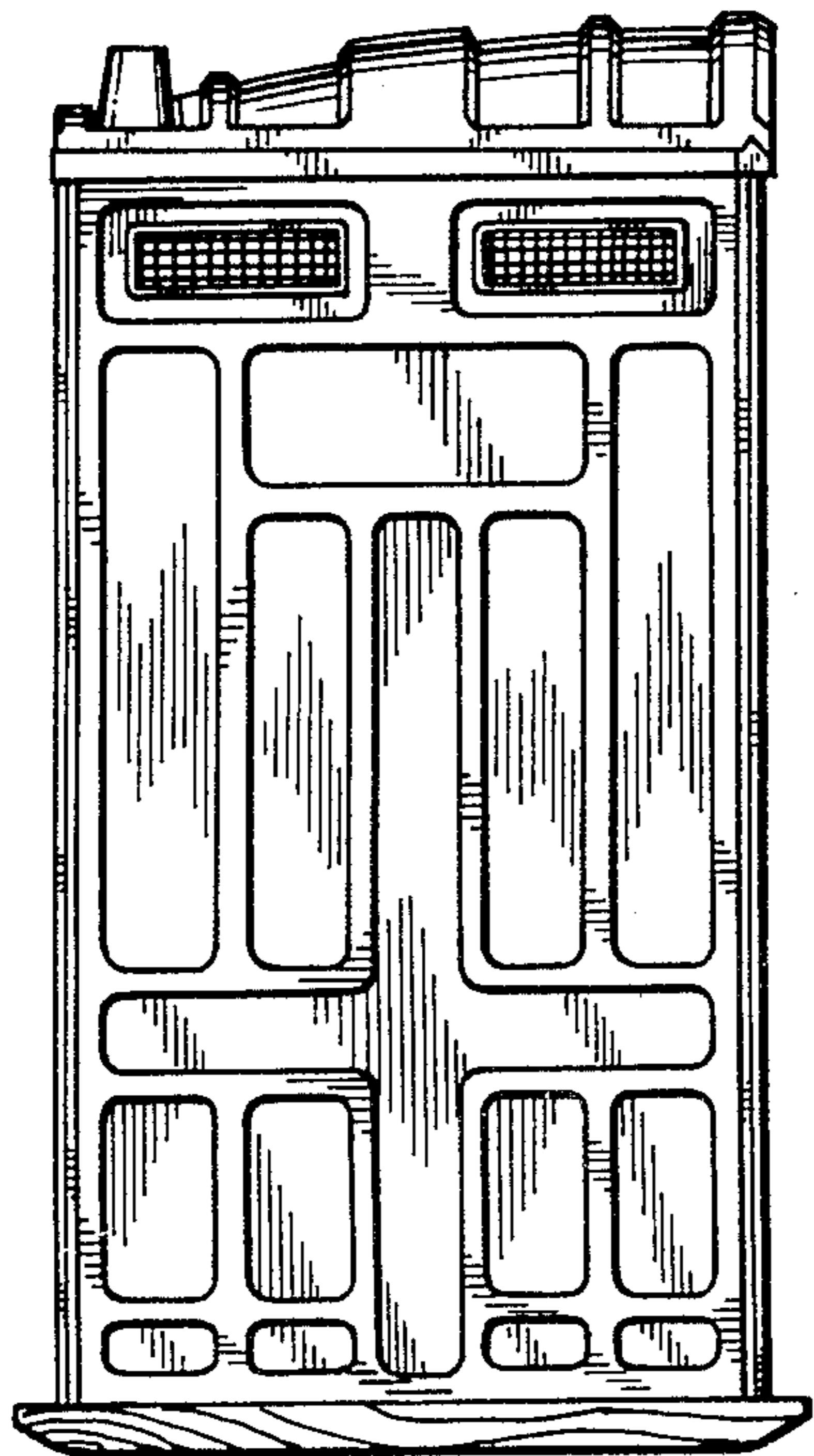


Fig-4

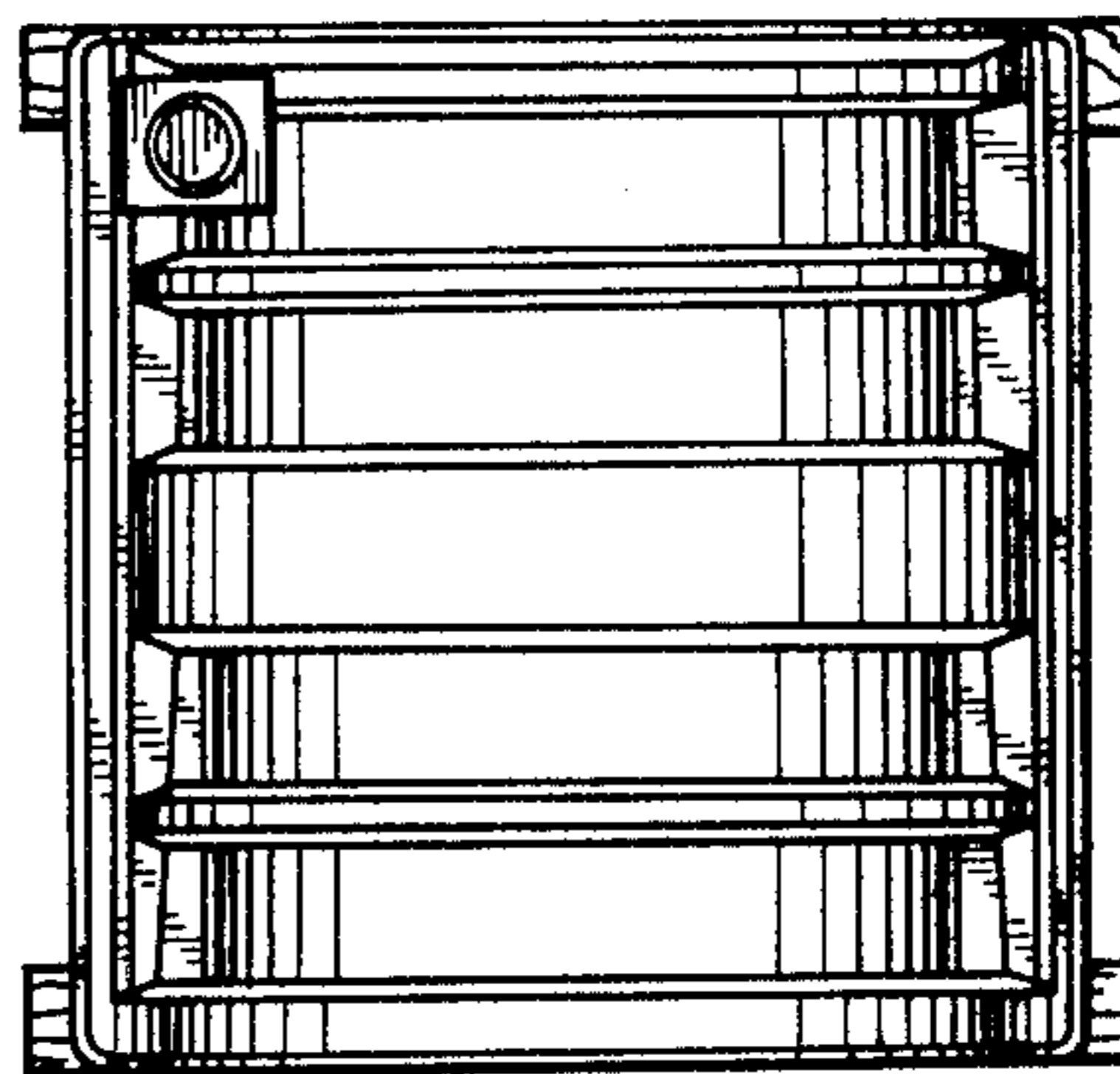


Fig-5

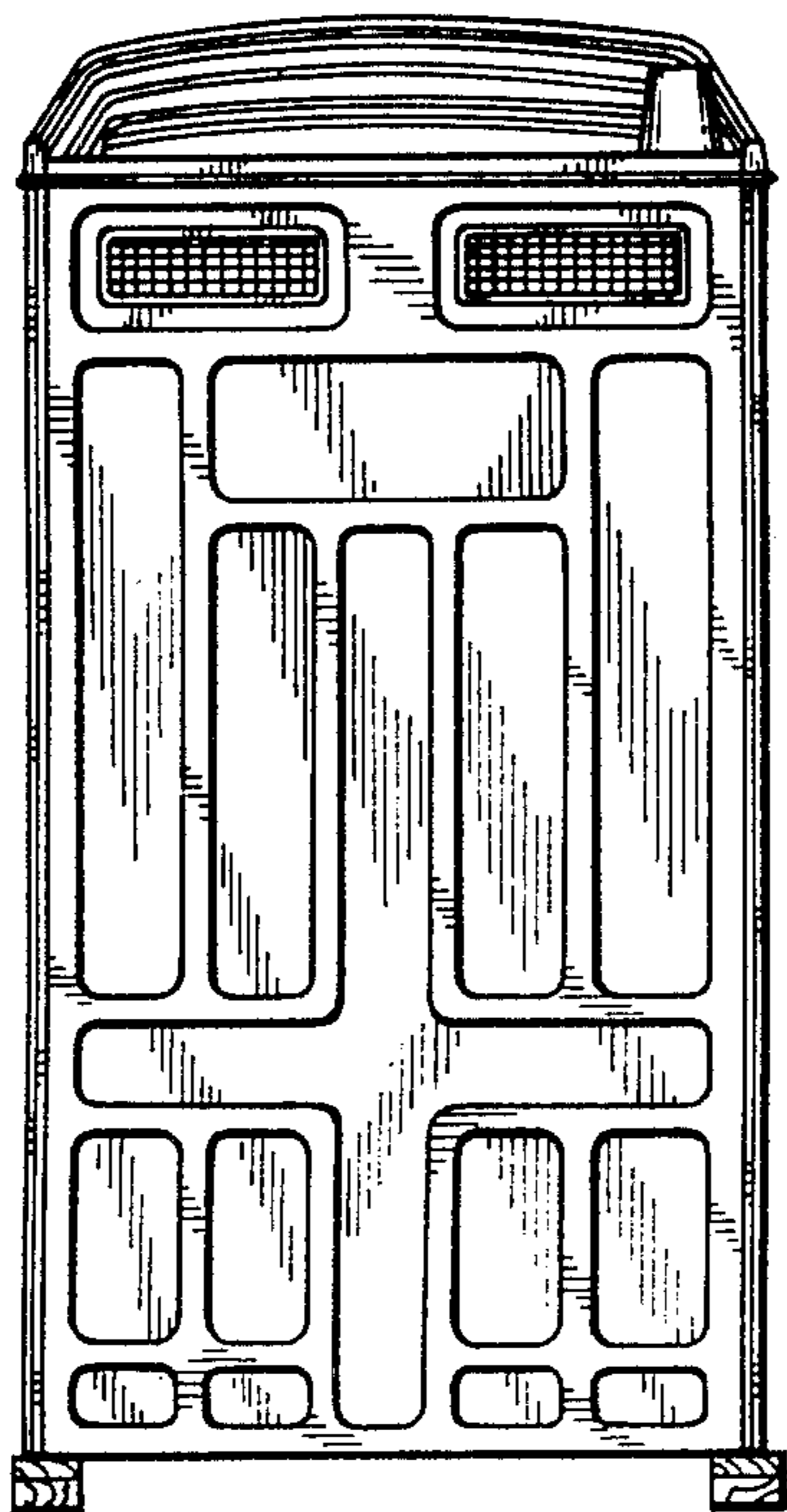


Fig-6