

[54] **CARD TOTE TRAY**

[75] **Inventor: Charles R. Tyke, Ada, Mich.**

[73] **Assignee: Westinghouse Electric Corp.,  
Pittsburgh, Pa.**

[\*\*] **Term: 14 Years**

[21] **Appl. No.: 213,696**

[22] **Filed: Dec. 4, 1980**

[52] **U.S. Cl. .... D19/76; D6/510;  
D19/90; D19/92**

[58] **Field of Search ..... D19/86, 76, 90, 92;  
D6/191, 199; D34/40; 312/107, 350, 351;  
206/425, 555, 503, 505; D7/76, 37; D15/89, 90,  
85**

[56] **References Cited**

**U.S. PATENT DOCUMENTS**

D. 184,593 3/1959 Anderson et al. .... D19/92  
D. 229,143 11/1973 Holmes et al. .... D6/191

**OTHER PUBLICATIONS**

Office Products, 5/79, p. 77.

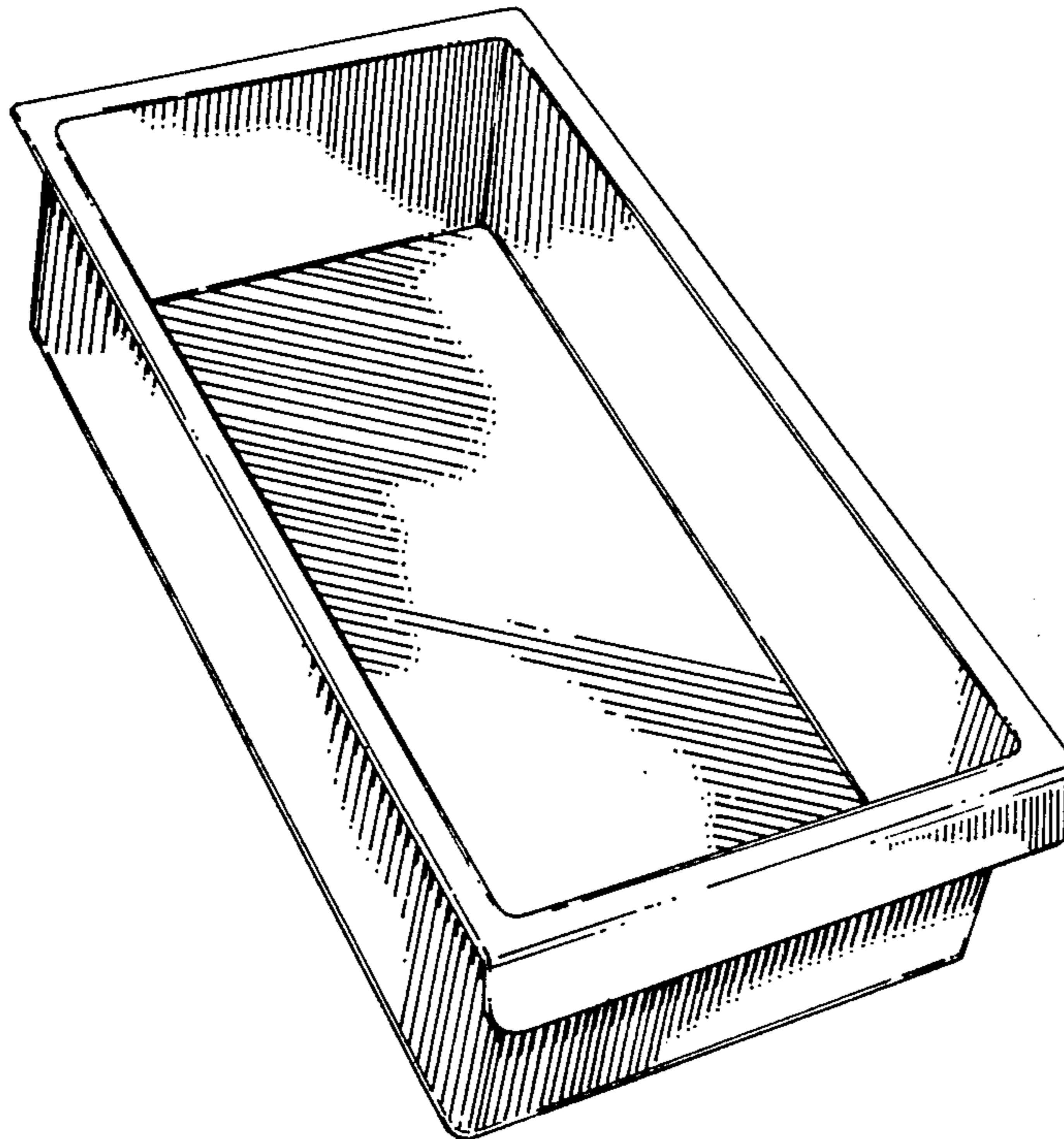
*Primary Examiner*—George P. Word  
*Attorney, Agent, or Firm*—B. R. Studebaker

[57] **CLAIM**

The ornamental design for a card tote tray, substantially as shown and described.

**DESCRIPTION**

FIG. 1 is a perspective view of a card tote tray showing my new design;  
FIG. 2 is a side elevational view thereof;  
FIG. 3 is a top plan view thereof;  
FIG. 4 is a front elevational view thereof;  
FIG. 5 is a bottom plan view thereof; and  
FIG. 6 is a rear elevational view thereof.



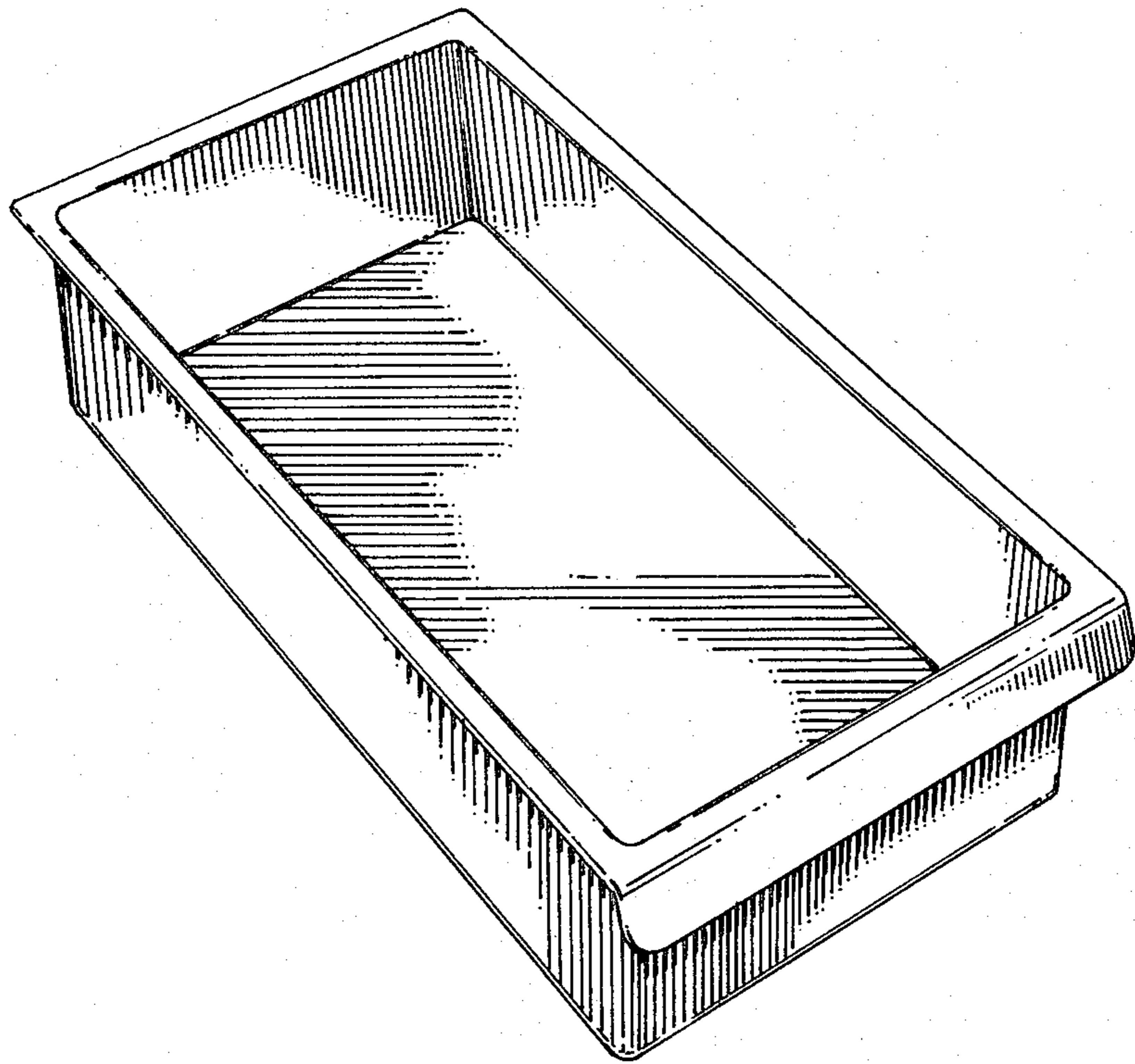


FIG. 1




FIG. 2




FIG. 3

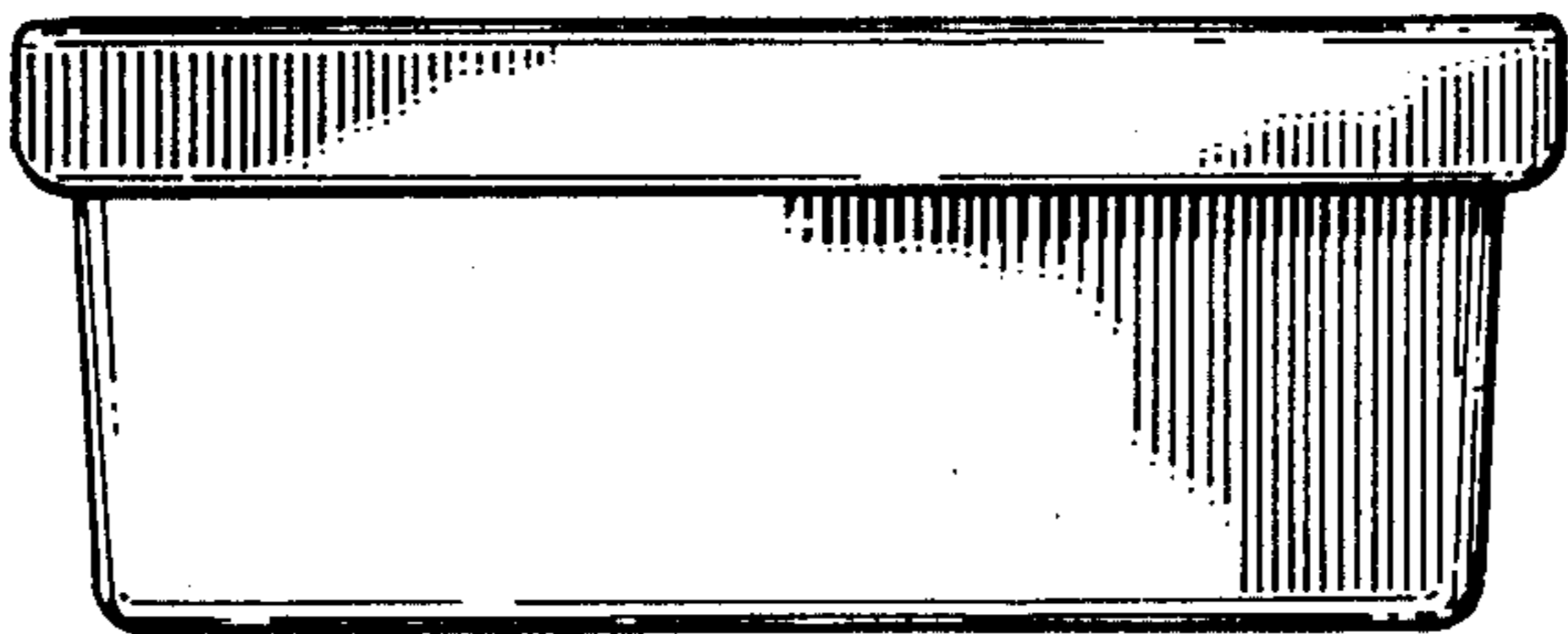


FIG. 4




FIG. 5




FIG. 6