

[54] **WASHER FOR INDUSTRIAL AND  
AUTOMOBILE PARTS**  
[75] **Inventor: Leroy A. Edge, Humboldt, Iowa**  
[73] **Assignee: The Hotsy Corporation, Englewood,  
Colo.**  
[\*\*] **Term: 14 Years**  
[21] **Appl. No.: 362,090**  
[22] **Filed: Mar. 26, 1982**  
[52] **U.S. Cl. .... D32/4**  
[58] **Field of Search .... D32/1, 2, 4, 16;  
134/56 D, 57 R, 57 D, 98, 99, 102, 169 A, 172,  
198, 200**

3,020,918 2/1962 Albertson et al. .... 134/99  
3,115,145 12/1963 Monteath, Jr. .... 134/98  
3,416,544 12/1968 Paiva ..... 134/172  
3,598,651 8/1971 Valavaara ..... 134/99  
3,923,072 12/1975 Beavd ..... 134/99

*Primary Examiner*—Wallace R. Burke  
*Assistant Examiner*—Lynn Wilder  
*Attorney, Agent, or Firm*—Zarley, McKee, Thomte,  
Voorhees & Sease

[57] **CLAIM**

The ornamental design for a washer for industrial and automobile parts, substantially as shown and described.


**DESCRIPTION**

FIG. 1 is a perspective view of a washer for industrial and automobile parts showing my new design;  
FIG. 2 is a top plan view thereof;  
FIG. 3 is a rear elevational view;  
FIG. 4 is a front elevational view; and  
FIG. 5 is a side elevational view thereof with the opposite side being a mirror image thereof.

[56] **References Cited**

**U.S. PATENT DOCUMENTS**

D. 208,903 10/1967 Zadron ..... D32/4  
D. 211,901 8/1968 Pingatore ..... D32/1  
2,721,566 10/1955 Brucker ..... 134/102






Fig. 1

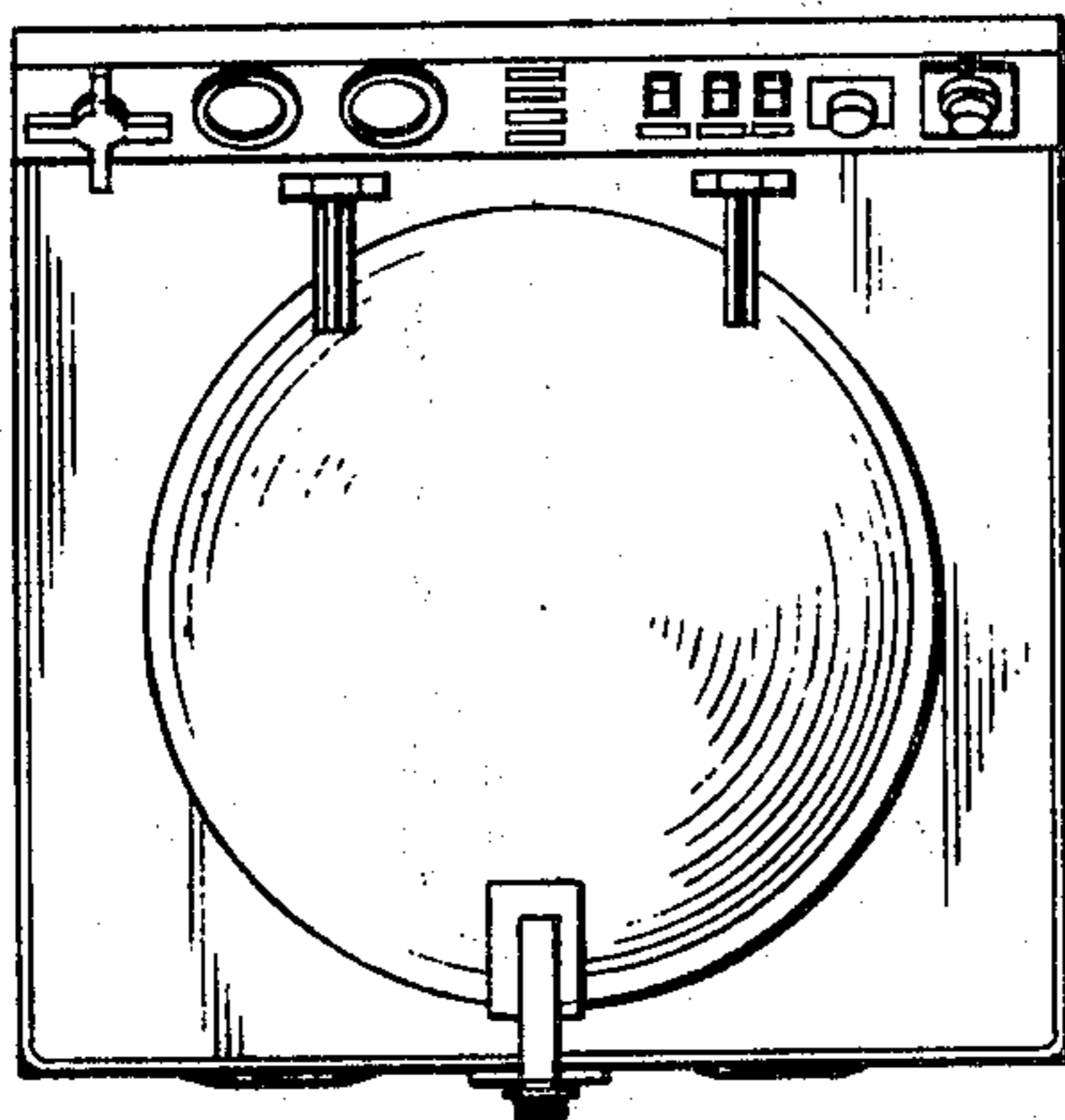


Fig. 2




Fig. 3

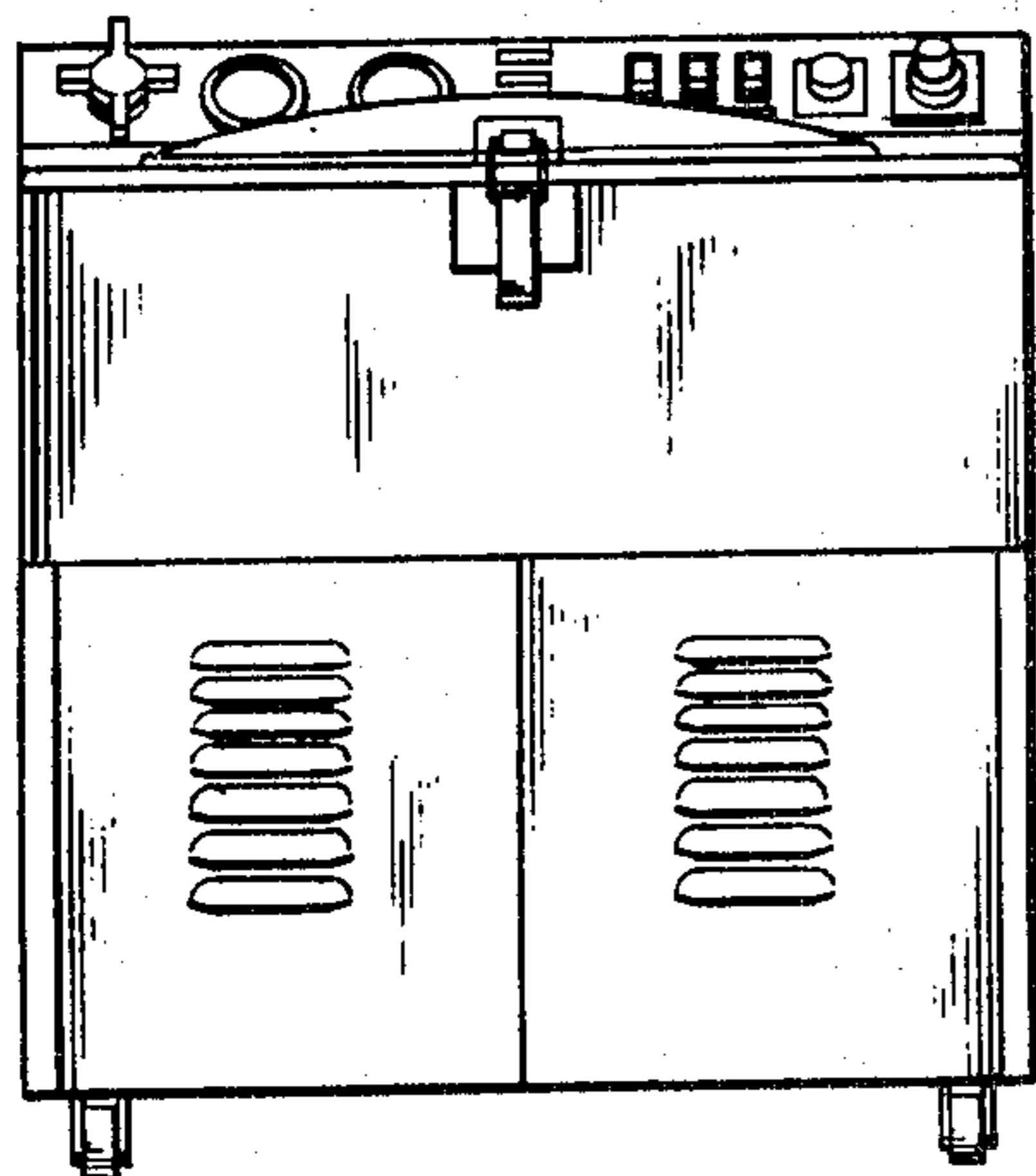


Fig. 4

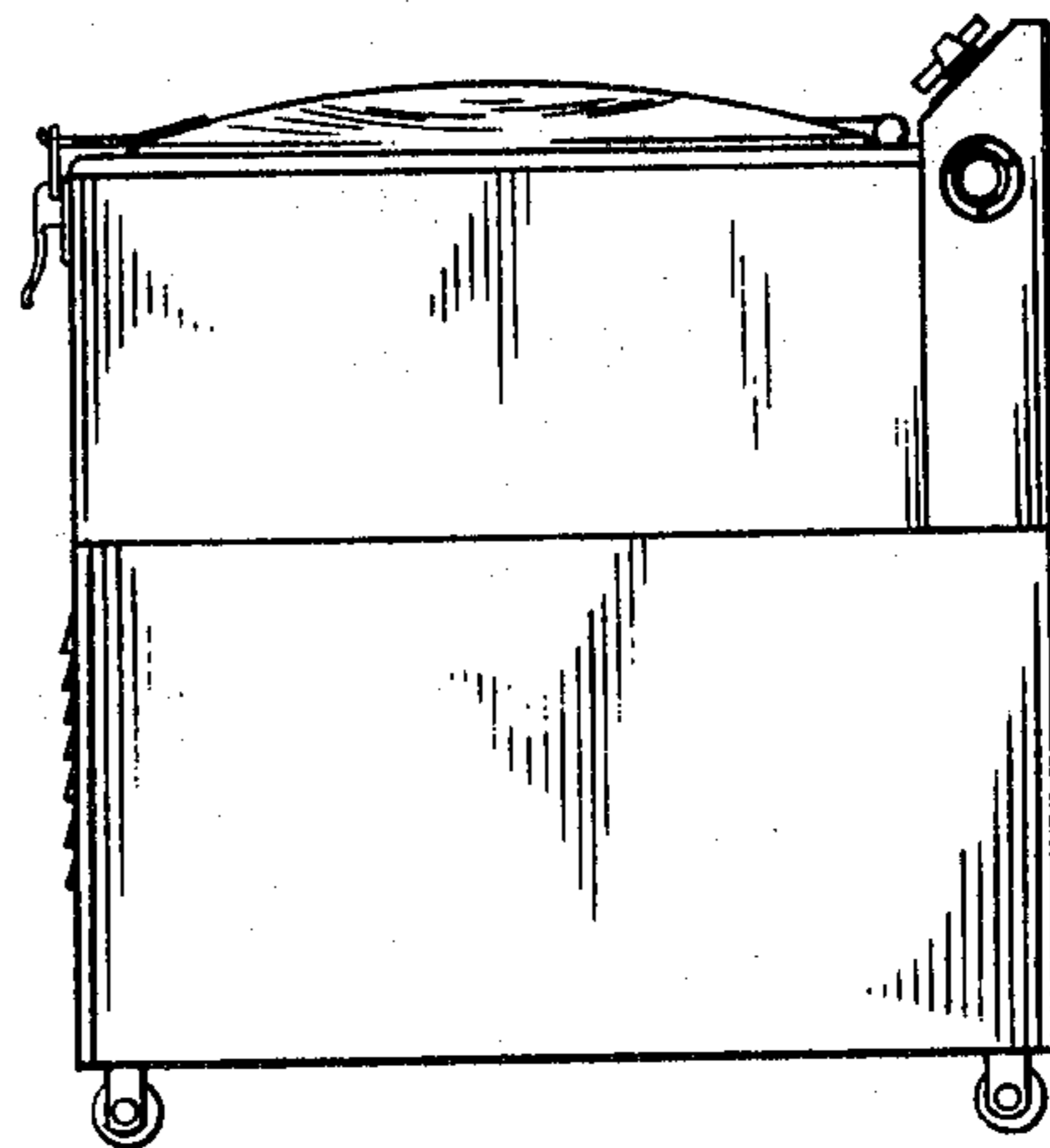


Fig. 5