

[54] GARDENING SHEAR

[76] Inventors: Tsuneo Ishida, 7-15, Fukui, 3-chome, Miki-city, Hyogo; Kimikazu Ishida, 1270-73, Shukuhara, Miki-city, Hyogo, both of Japan

[**] Term: 14 Years

[21] Appl. No.: 440,735

[22] Filed: Nov. 10, 1982

[30] Foreign Application Priority Data

Aug. 9, 1982 [JP] Japan 57-36189
 [52] U.S. Cl. D8/5
 [58] Field of Search D8/4-5, D8/52-57; 30/261, 262, 241, 254

[56] References Cited

U.S. PATENT DOCUMENTS

D. 198,912	8/1964	Radford	D8/52
D. 209,187	11/1967	Rogers	D8/5
D. 218,796	9/1970	Rogers	D8/5
D. 250,509	12/1978	Plimmer	D8/5
D. 264,172	5/1982	Harrison et al.	D8/52
D. 268,982	5/1983	Harrison et al.	D8/5
776,828	12/1904	Earnhart	30/262
838,504	12/1906	Hammond	30/262
1,636,088	7/1927	Bernard	30/262
2,208,903	7/1940	Joost	D8/5
2,655,722	10/1953	Klenk	D8/52
3,874,578	4/1975	Derr et al.	D8/52
4,073,059	2/1978	Wallace et al.	30/261
4,079,514	3/1978	Arlett	30/261
4,268,963	5/1981	Harrison	30/262

FOREIGN PATENT DOCUMENTS

2610650	9/1976	Fed. Rep. of Germany	30/262
1368266	6/1964	France	30/262
2499358	8/1982	France	30/262
227007	6/1963	Japan	D8/52
666802	2/1952	United Kingdom	30/262
2030501A	4/1980	United Kingdom	30/262

OTHER PUBLICATIONS

Hardware Age, Feb. 1980, p. 167, Wallace Power Link Garden Tool.
 Hardware Age, Feb. 1980, p. 131, Columbian Cutlery Co. Pruning Shear.
 Hardware Age, Feb. 1981, back cover, Seymour Smith "Snap-Cut" #120T, 121 T Prof. Pruner.
 Hardware Age, H. K. Porter Ad for Pruner, p. 160 in Mar. 1980 Issue.
 Wilkinson Sword Garden Tools Brochure, Pruning Shears Nos. W. 42, W. 32, W. 33, W. 35, inside fold.
 House & Garden, Jan. 1951, p. 82, Wiss Hy-Pruning shear.
 Bernard Condensed Catalog, by Schollhorn Co., New Haven, Conn., Pruning Shears Nos. 60-9, 35-7, 85-8, 45-8 and 15-6 on p. 4.
 Hardware Age, Feb. 25, 1960, p. 20, True Temper Rocket Pruner.

Primary Examiner—Wallace R. Burke
 Assistant Examiner—Horace B. Fay
 Attorney, Agent, or Firm—Koda and Androlia

[57] CLAIM

The ornamental design for a gardening shear, substantially as shown and described.

DESCRIPTION

FIG. 1 is a front view of a gardening shear showing our new design;
 FIG. 2 is a rear view thereof;
 FIG. 3 is a top plan view thereof;
 FIG. 4 is a bottom plan view thereof;
 FIG. 5 is a right side elevational view thereof;
 FIG. 6 is a left side elevational view thereof;
 FIG. 7 is a partial sectional view taken along the line 7-7 of FIG. 1;
 FIG. 8 is a partial sectional view taken along the line 8-8 of FIG. 1;
 FIG. 9 is a partial sectional view taken along the line 9-9 of FIG. 1;
 FIG. 10 is a partial sectional view taken along the line 10-10 of FIG. 1;
 FIG. 11 is a partial sectional view taken along the line 11-11 of FIG. 1; and
 FIG. 12 is a front view of a gardening shear in unlocked position.

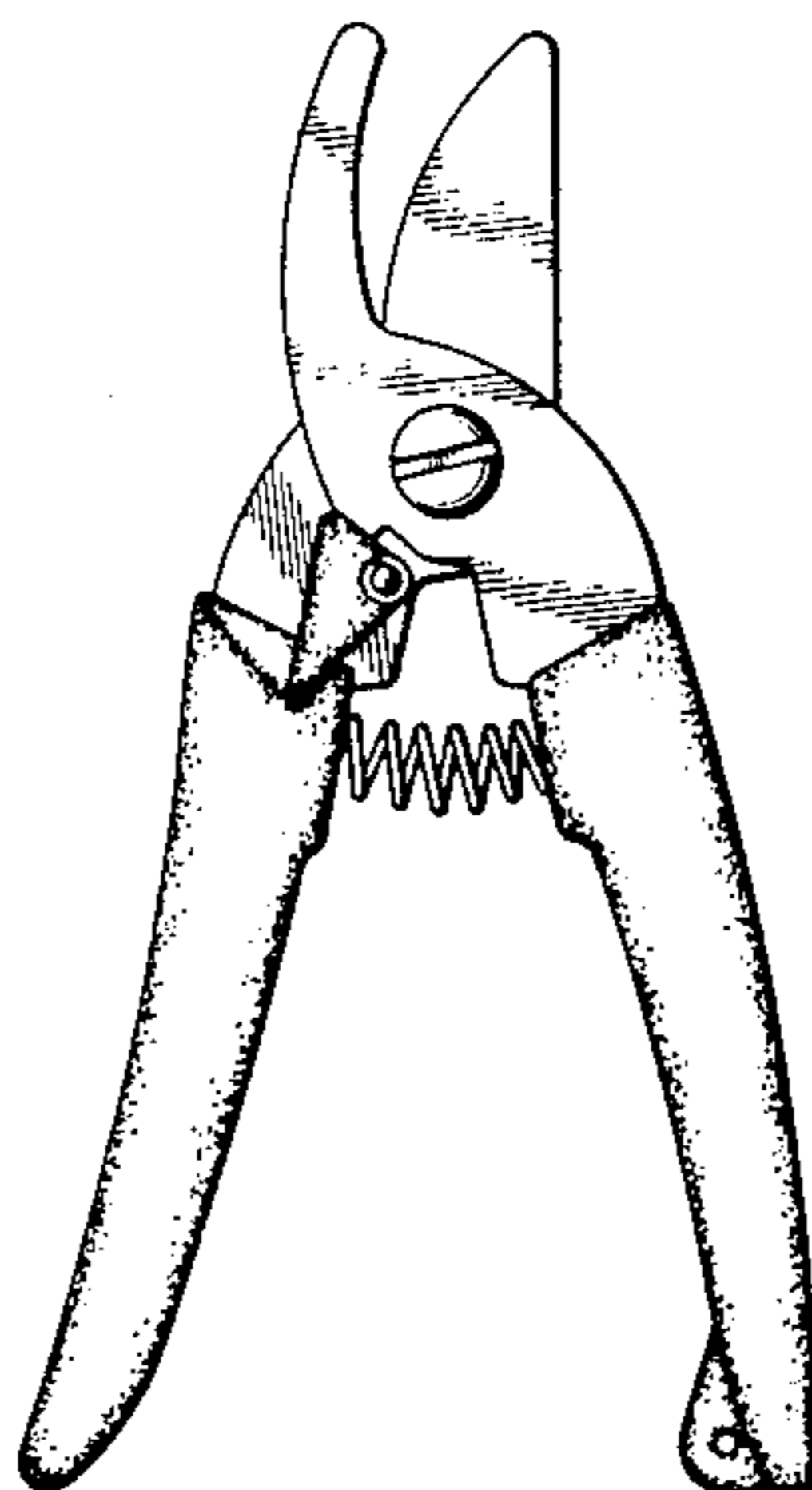


FIG. 2

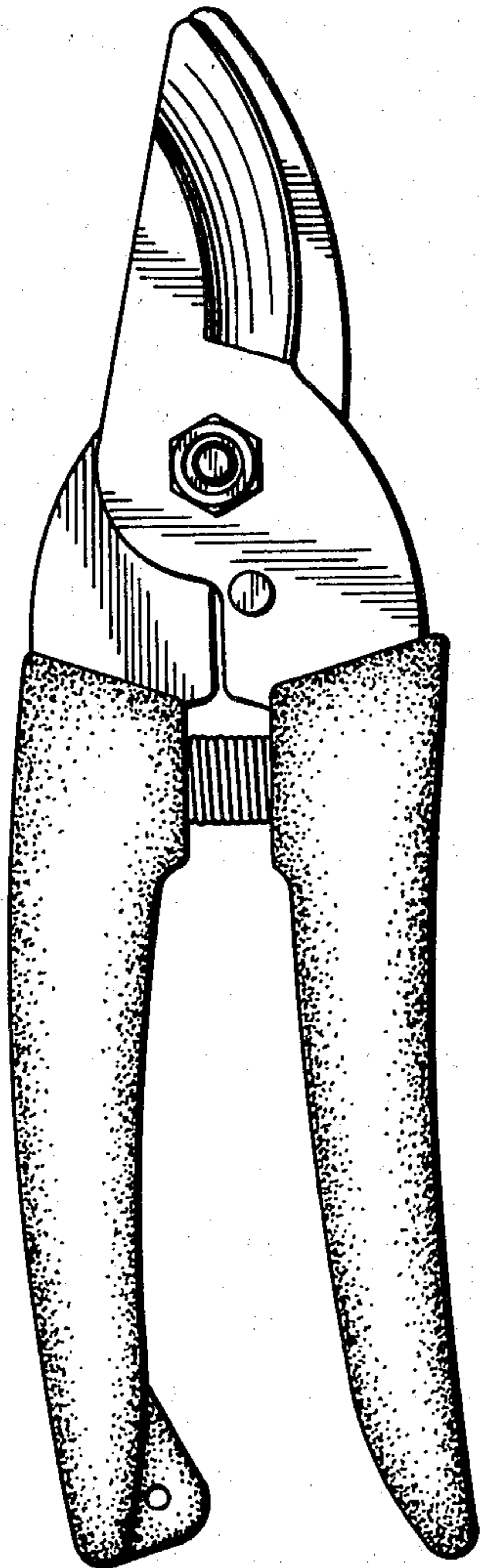


FIG. 1

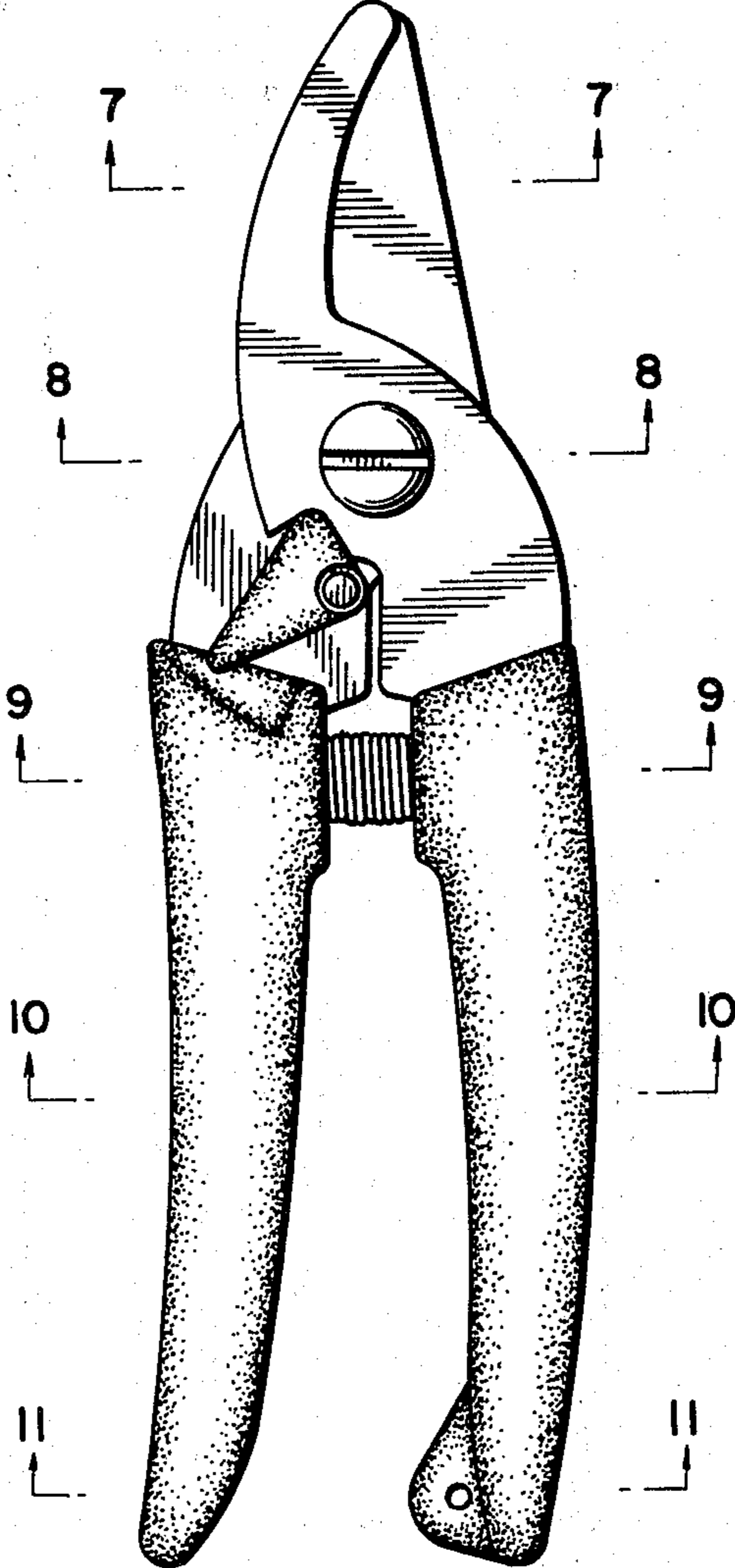


FIG. 3

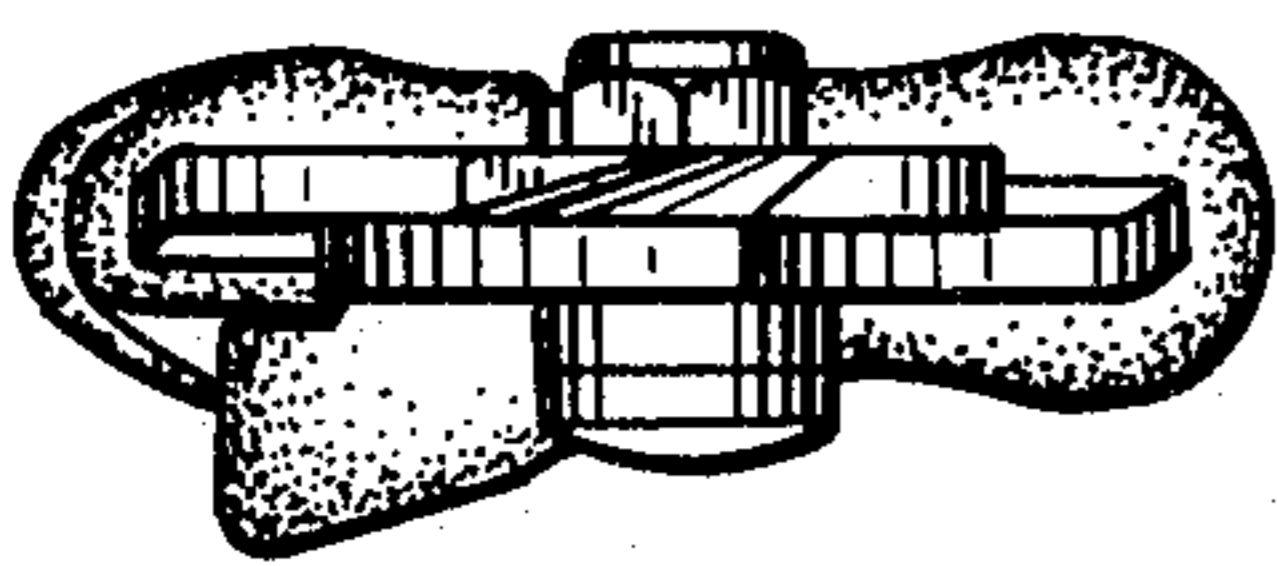


FIG. 4




FIG. 5




FIG. 6




FIG. 7



FIG. 8

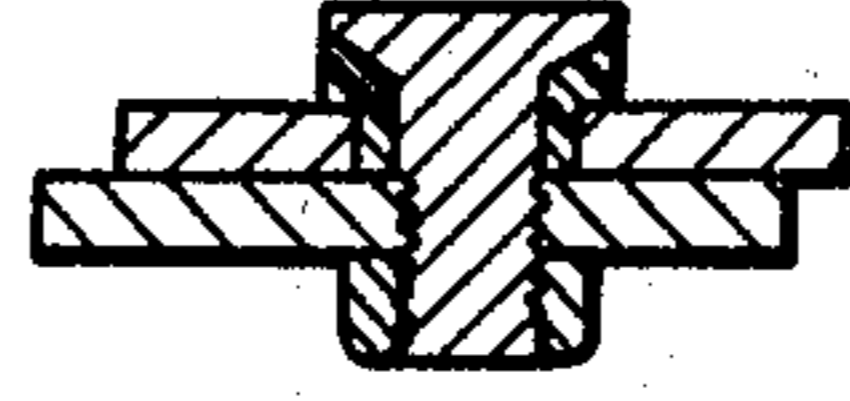


FIG. 9

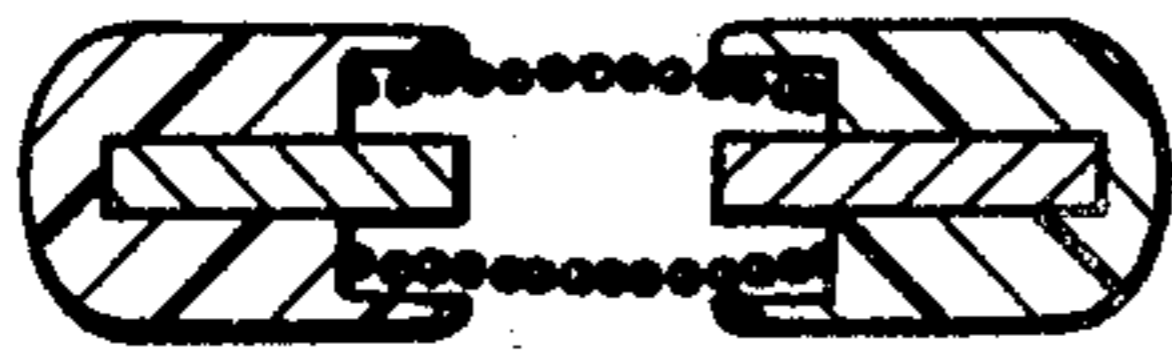


FIG. 10



FIG. 11



FIG. 12

