

[54] HAND KNIFE WITH BLADE GUARD

[76] Inventor: Francis W. Child, Southfork - Star Rte., Cody, Wyo. 82414

[**] Term: 14 Years

[21] Appl. No.: 381,037

[22] Filed: May 24, 1982

[52] U.S. Cl. D7/151; D7/150; D7/152; D22/1

[58] Field of Search D7/150, 151, 152, 137, D7/138, 141, 147, 106, 395; D8/107; D22/1; 30/343, 344

[56] References Cited

U.S. PATENT DOCUMENTS

D. 51,772	2/1918	Berkshire	D7/150
D. 137,916	5/1944	Mrazek	D22/1
D. 224,399	7/1972	Spivey	D22/1
D. 235,841	7/1975	Cremonese	D7/151
D. 270,655	9/1983	Collins	D22/1
472,006	3/1892	Walker et al.	D7/151 X

OTHER PUBLICATIONS

Knives & Knife makers, by Sid Latham ©1973, T5 380

L3 p. 33, lower knife in panel, Circular Handle Cutouts for lightness.

The Gun Digest Book of Knives, by Hughes & Lewis, ©, TS 380 H 85, p. 260, Wyoming Big Game Knife in left panel, 2 Circular Cutouts in Handle.

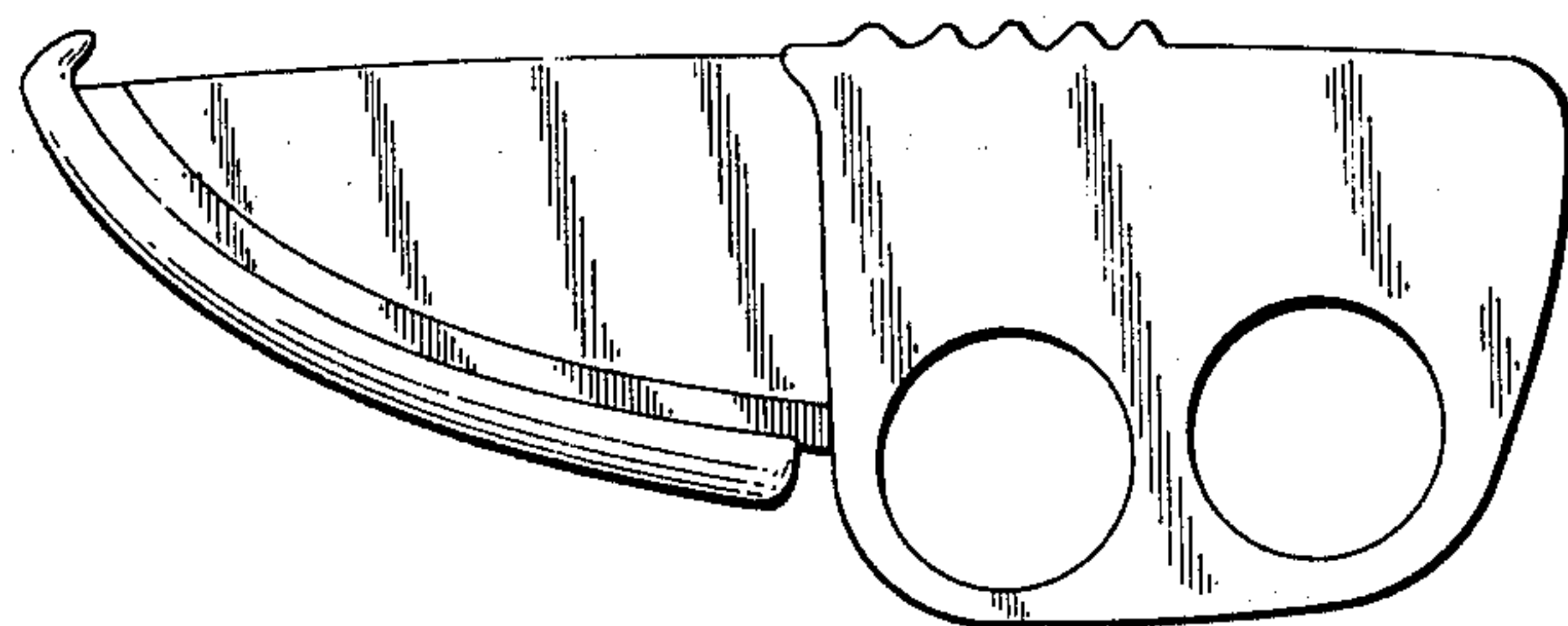
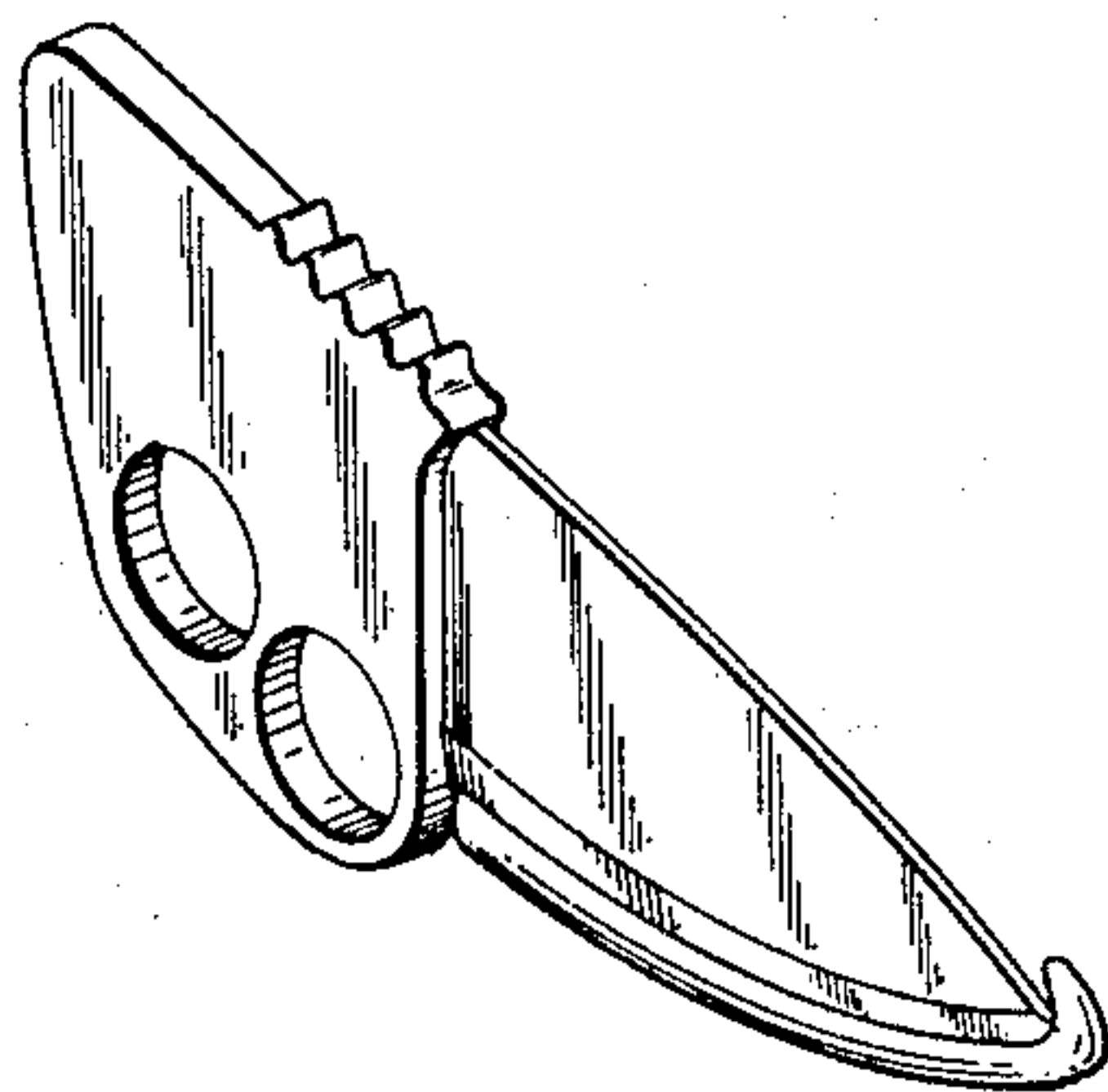
Primary Examiner—Winifred E. Herrmann
Attorney, Agent, or Firm—Burd, Bartz & Gutenkauf

[57] CLAIM

The ornamental design for a hand knife with blade guard, as shown and described.

DESCRIPTION

FIG. 1 is a top, side perspective view of a hand knife with blade guard showing my new design;
FIG. 2 is an enlarged side elevational view thereof of the side opposite that shown in FIG. 1;
FIG. 3 is a top view of FIG. 2;
FIG. 4 is a bottom view of FIG. 2;
FIG. 5 is an end elevational view of the left end of FIG. 2; and
FIG. 6 is an end elevational view of the right end of FIG. 2.



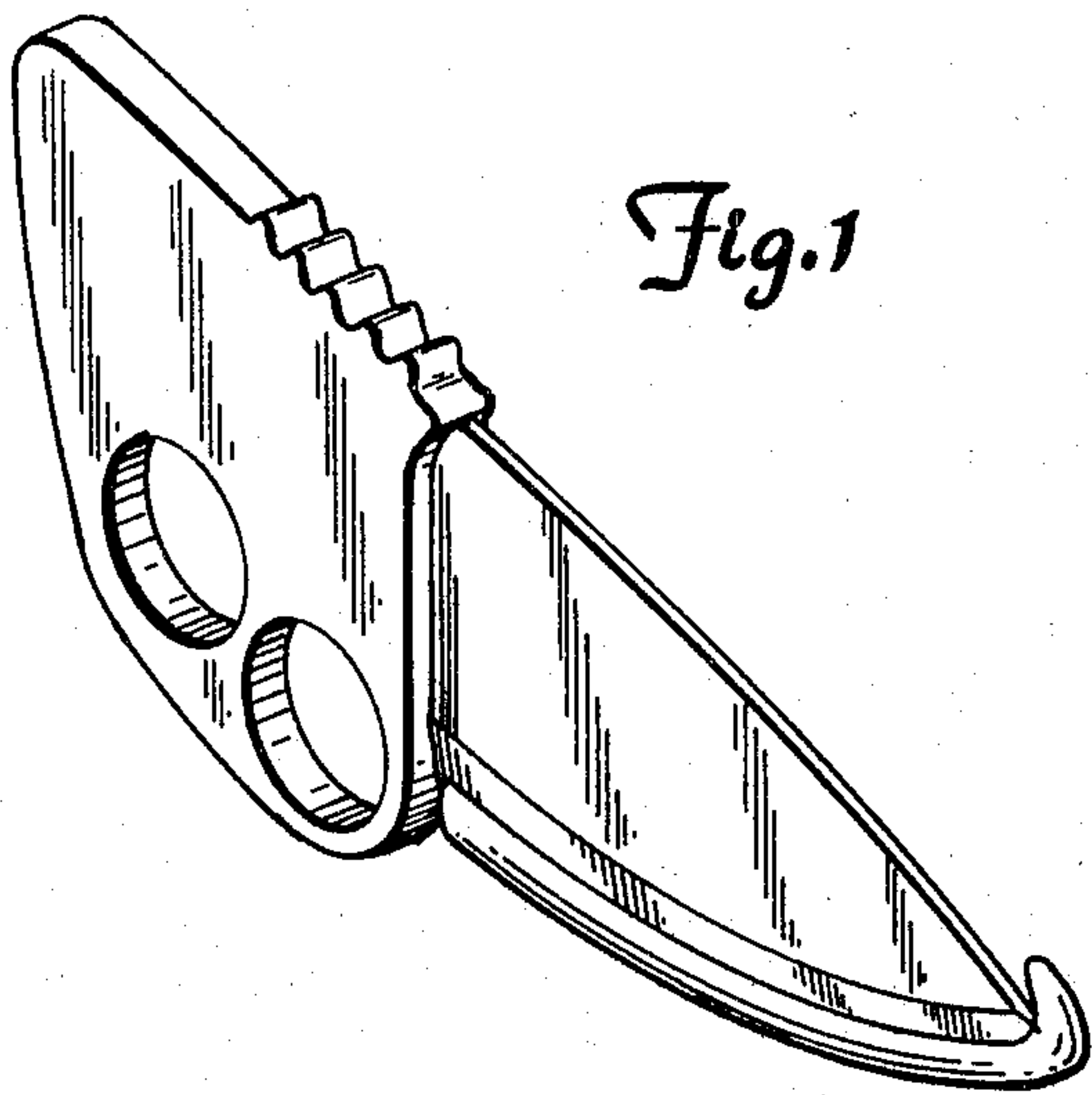


Fig. 1

Fig. 5

Fig. 6



Fig. 2

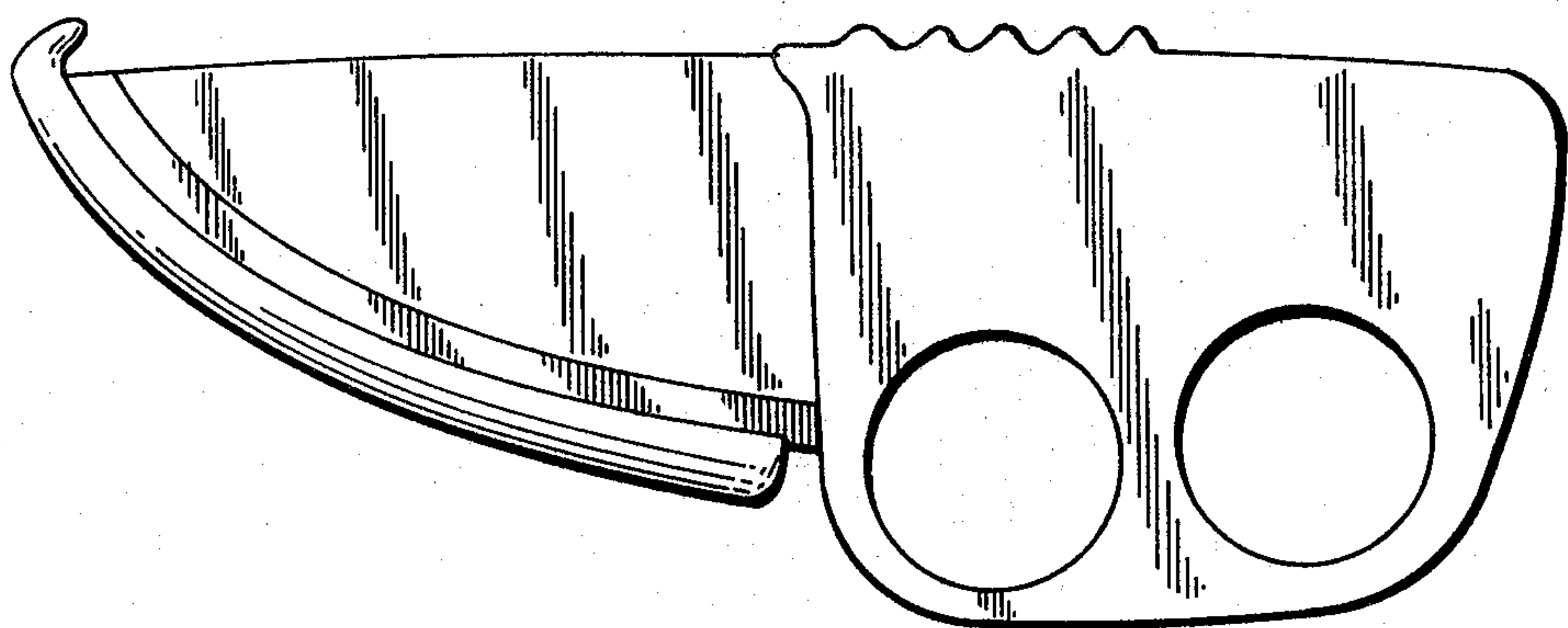


Fig. 3



Fig. 4

