

United States Patent [19]

Wolfe

[11] Patent Number: **Des. 275,311**

[45] Date of Patent: **** Aug. 28, 1984**

[54] **FLOAT FOR SWIMMING POOL CHLORINE DISPENSER**

[75] Inventor: **Henry S. Wolfe, St. Petersburg, Fla.**

[73] Assignee: **Fredrich Thomas Industries, Inc., Clearwater, Fla.**

[**] Term: **14 Years**

[21] Appl. No.: **547,288**

[22] Filed: **Oct. 28, 1983**

[52] U.S. Cl. **D23/3; D21/157; D11/158**

[58] Field of Search **D23/3; D11/50, 158, D11/160; D27/2, 7, 51; 422/263, 264, 265, 266**

[56] **References Cited**

U.S. PATENT DOCUMENTS

D. 124,039	12/1940	Marklo	D11/50
D. 142,421	9/1945	Katz	D11/50
D. 224,401	7/1972	Clinton	.	
D. 226,437	3/1973	Jordan et al.	D11/158
D. 228,233	8/1973	Fedrigo	D23/3
D. 251,393	3/1979	O'Linger	D21/157
D. 252,337	7/1979	Hehnen	.	

D. 256,498	8/1980	Kennedy	.	
D. 271,071	10/1983	Koether	D21/157 X
757,834	4/1904	Patten et al.	D21/157 X
1,486,101	3/1924	Megorden	D21/157 X
2,976,129	3/1961	Buehler	422/265
3,074,078	1/1963	Varian	.	
3,598,536	8/1971	Christensen	422/265 X
4,217,331	8/1980	Schaub	422/265

Primary Examiner—James R. Largen
Attorney, Agent, or Firm—Irvin A. Lavine

[57] **CLAIM**

The ornamental design for a float for swimming pool chlorine dispenser, substantially as shown and described.

DESCRIPTION

FIG. 1 is a perspective view taken from the top, front and left side of a float for swimming pool chlorine dispenser embodying my new design;
FIG. 2 is a top plan view thereof;
FIG. 3 is a left side elevational view thereof, the right side being a mirror image of the left side shown;
FIG. 4 is a bottom plan view thereof.
The left side view is substantially identical to the right side view shown in FIG. 3.






Fig. 1

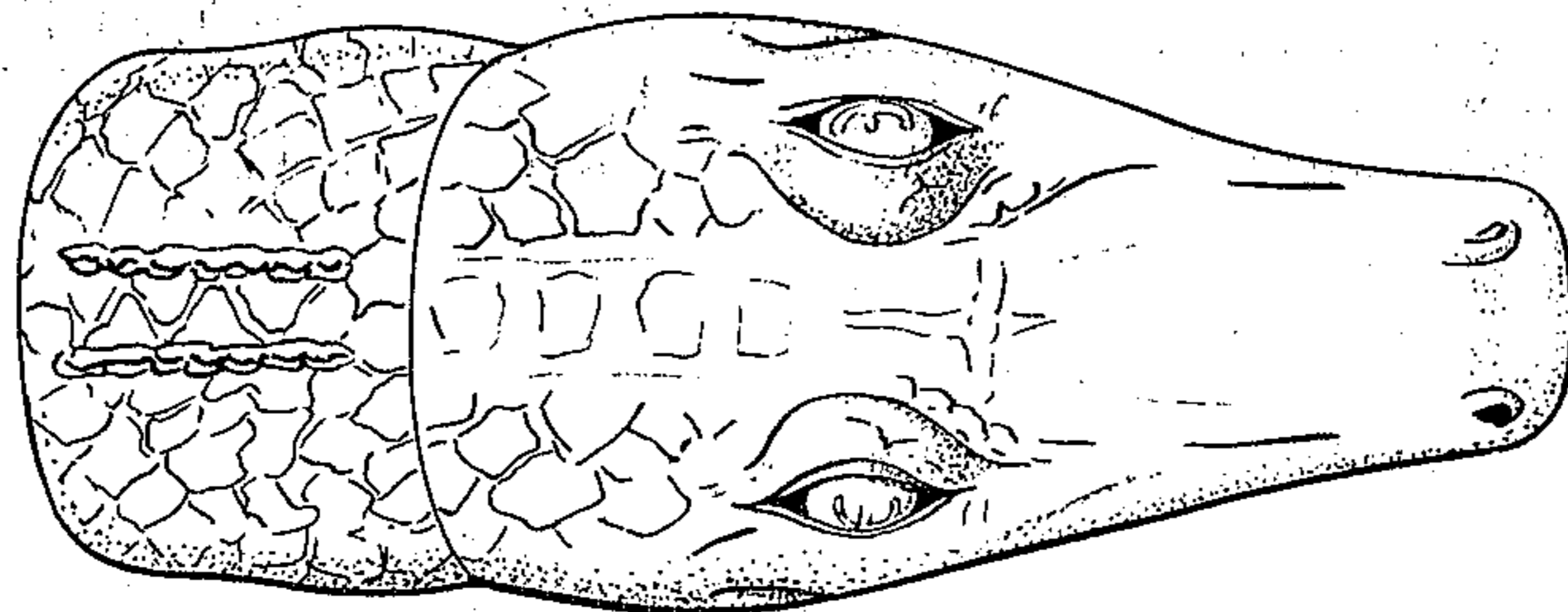


Fig. 2




Fig. 3

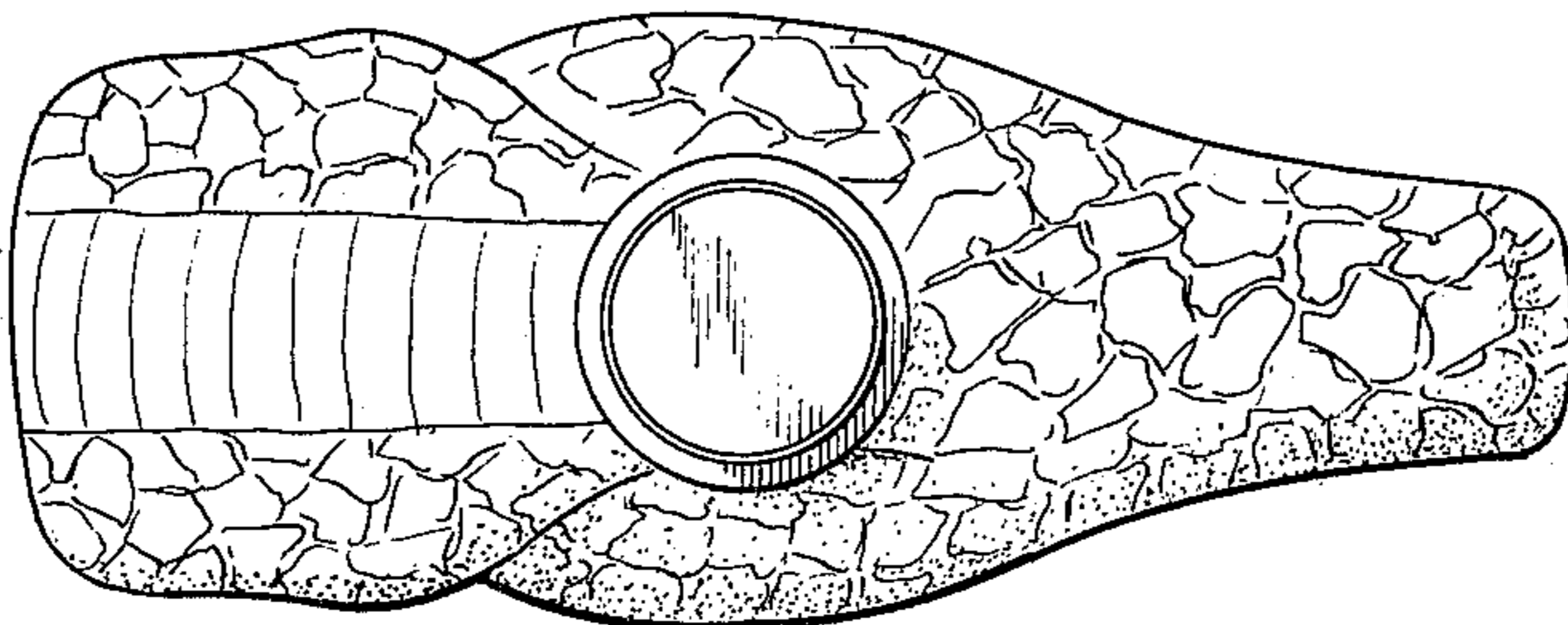


Fig. 4