

[54] FELT PEN

[75] Inventor: Toshiharu Ohyabu, Nagoya, Japan

[73] Assignee: Shachihata Industrial Co., Ltd., Aichi, Japan

[**] Term: 14 Years

[21] Appl. No.: 330,802

[22] Filed: Dec. 15, 1981

[30] Foreign Application Priority Data

Jun. 24, 1981 [JP] Japan 56-27585
[52] U.S. Cl. D19/49; D19/51
[58] Field of Search D19/36, 35, 41-51, D19/56, 57

[56] References Cited

U.S. PATENT DOCUMENTS

- D. 207,190 3/1967 Darst D19/49
- D. 217,646 5/1970 DeGroft D19/49
- D. 228,813 10/1973 Wakai D19/49
- D. 251,301 3/1979 Malamoud D19/49
- D. 252,333 7/1979 Funahashi D19/47
- D. 258,217 2/1981 Sakaoka D19/49
- D. 265,741 8/1982 Funahashi D19/56

OTHER PUBLICATIONS

505201 06001979 JPX

Primary Examiner—George P. Word
Attorney, Agent, or Firm—Brumbaugh, Graves,
Donohue & Raymond

[57] CLAIM

The ornamental design for a felt pen, substantially as shown and described.

DESCRIPTION

FIG. 1 is a perspective view of a felt pen showing my new design with the cap placed on the end remote from the writing point;
FIG. 2 is a front elevational view thereof;
FIG. 3 is a top plan view thereof;
FIG. 4 is a bottom plan view thereof;
FIG. 5 is a left end elevational view thereof;
FIG. 6 is a right end elevational view thereof;
FIG. 7 is a front elevational view of the felt pen with the cap placed on the opposite end and covering the writing point;
FIG. 8 is a right side elevational view thereof; and
FIG. 9 is an enlarged scale cross-sectional view taken on line 9—9 of FIG. 2.




FIG.1

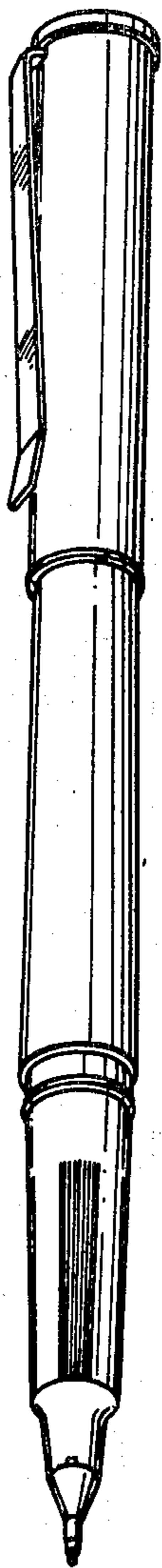


FIG.2

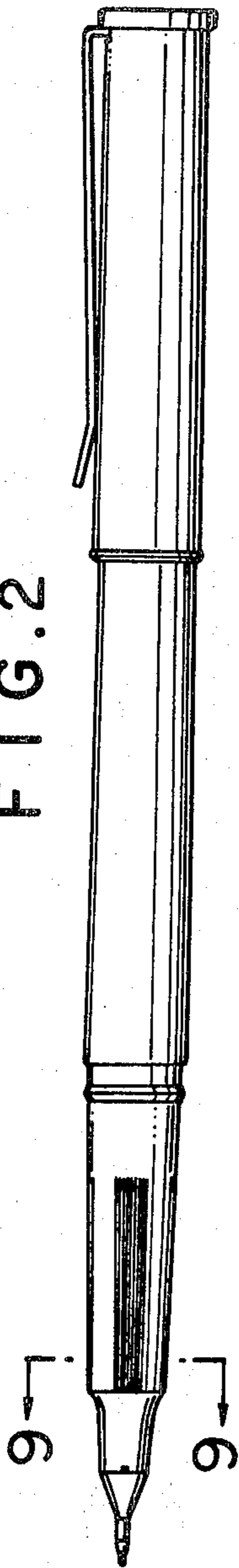


FIG.3



FIG.4




FIG. 5

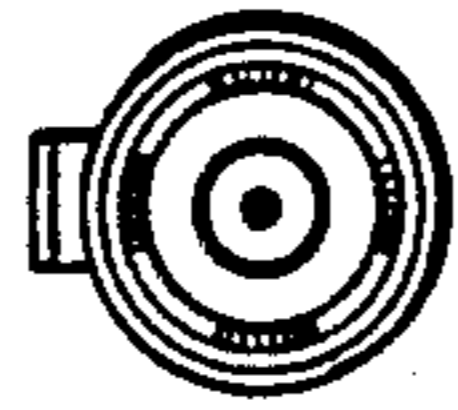


FIG. 6

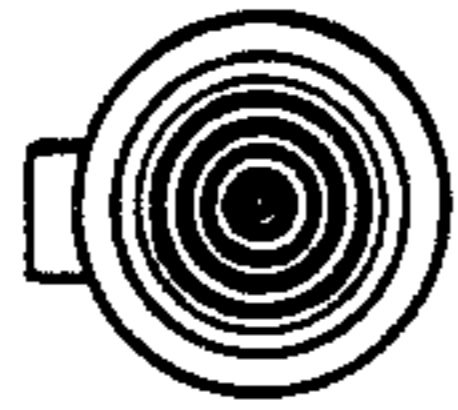


FIG. 7




FIG. 9

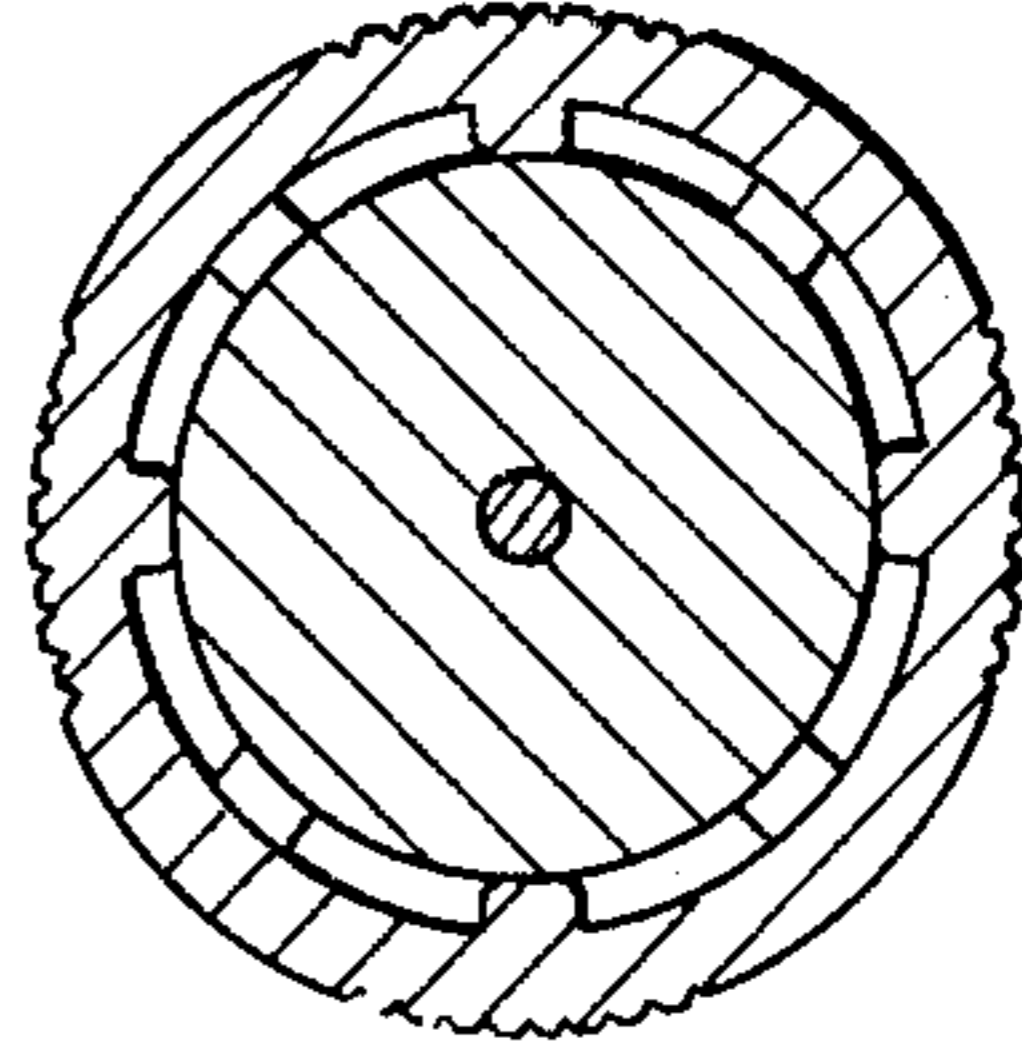


FIG. 8

