

[54] GLASS CUTTER HANDLER

[76] Inventors: Merlin C. Williams, 6387 Niwot Rd., Longmont, Colo. 80501; Floyd H. Williams, 6799 S. Clermont, Littleton, Colo. 80120

[**] Term: 14 Years

[21] Appl. No.: 309,828

[22] Filed: Oct. 8, 1981

[52] U.S. Cl. D8/51

[58] Field of Search D8/51, 98, 107; 30/164.95, 164.9

[56] References Cited

U.S. PATENT DOCUMENTS

D. 225,607	12/1972	Insolio	D8/51
D. 230,130	1/1974	Greaves	D8/51
433,537	8/1890	McGar	30/164.9
2,073,855	3/1937	Steinmetz	30/164.9
2,314,327	3/1943	Drake	30/164.9
2,516,668	7/1950	Barrett	30/164.95
2,685,764	8/1954	Hatfield	30/164.9
2,715,271	8/1955	Carrier	30/164.9
2,788,574	4/1957	Marcmann	30/164.9
3,286,351	11/1966	McAlister	30/164.9

3,601,893	8/1971	Knox	30/164.9
4,030,195	6/1977	Insolio	30/164.9
4,203,209	5/1980	Insolio	30/164.9

Primary Examiner—Susan J. Lucas
Attorney, Agent, or Firm—Laubscher, Philpitt & Laubscher

[57] CLAIM

The ornamental design for a glass cutter handle, as shown and described.

DESCRIPTION

FIG. 1 is a perspective view of a glass cutter handle showing our new design;
FIG. 2 is a front elevational view thereof on an enlarged scale;
FIG. 3 is a rear elevational view thereof on an enlarged scale;
FIG. 4 is a left side elevational view thereof on an enlarged scale;
FIG. 5 is a right side elevational view thereof on an enlarged scale;
FIG. 6 is a top plan view thereof on an enlarged scale; and
FIG. 7 is a bottom plan view thereof on an enlarged scale.

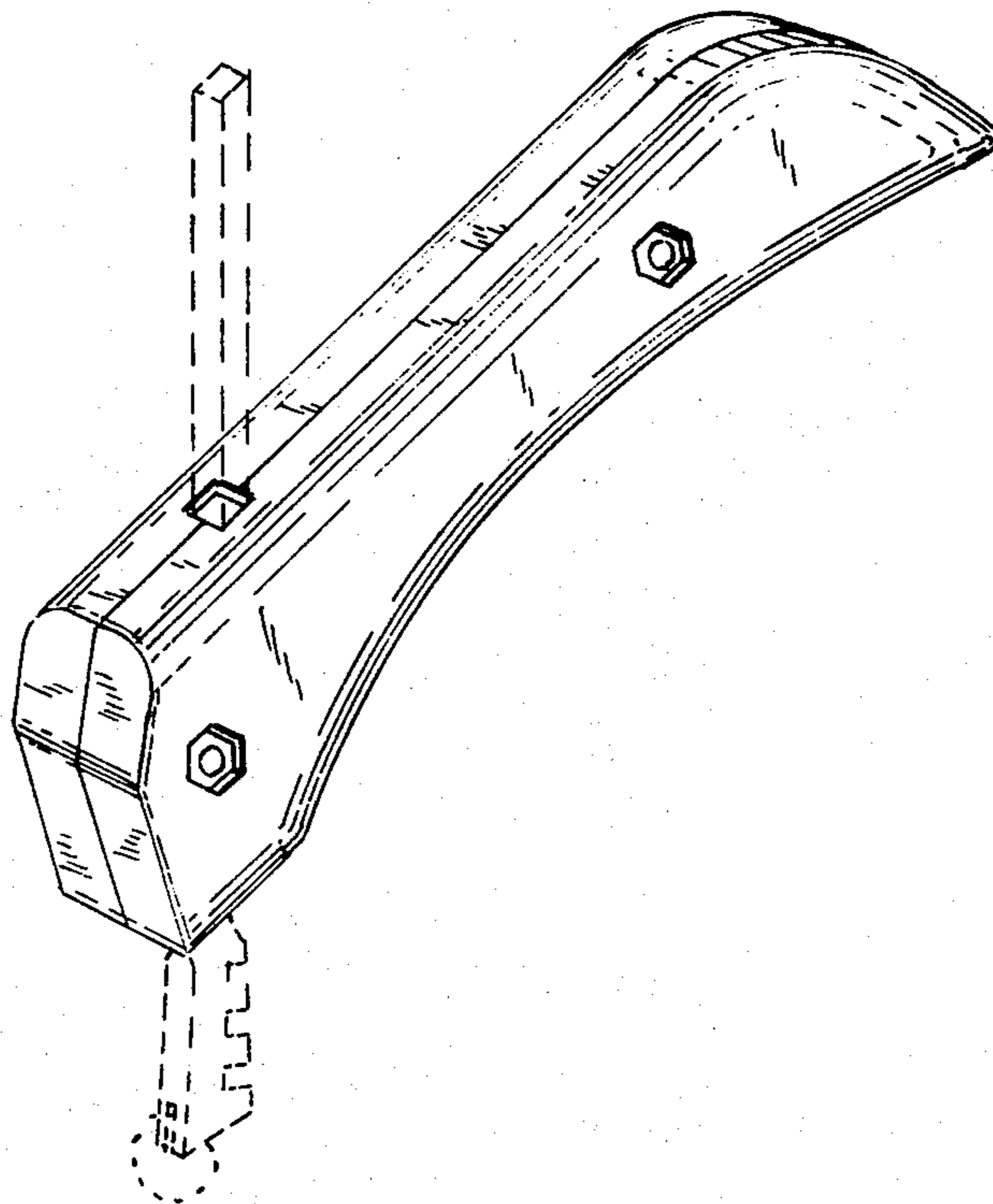


Fig. 1

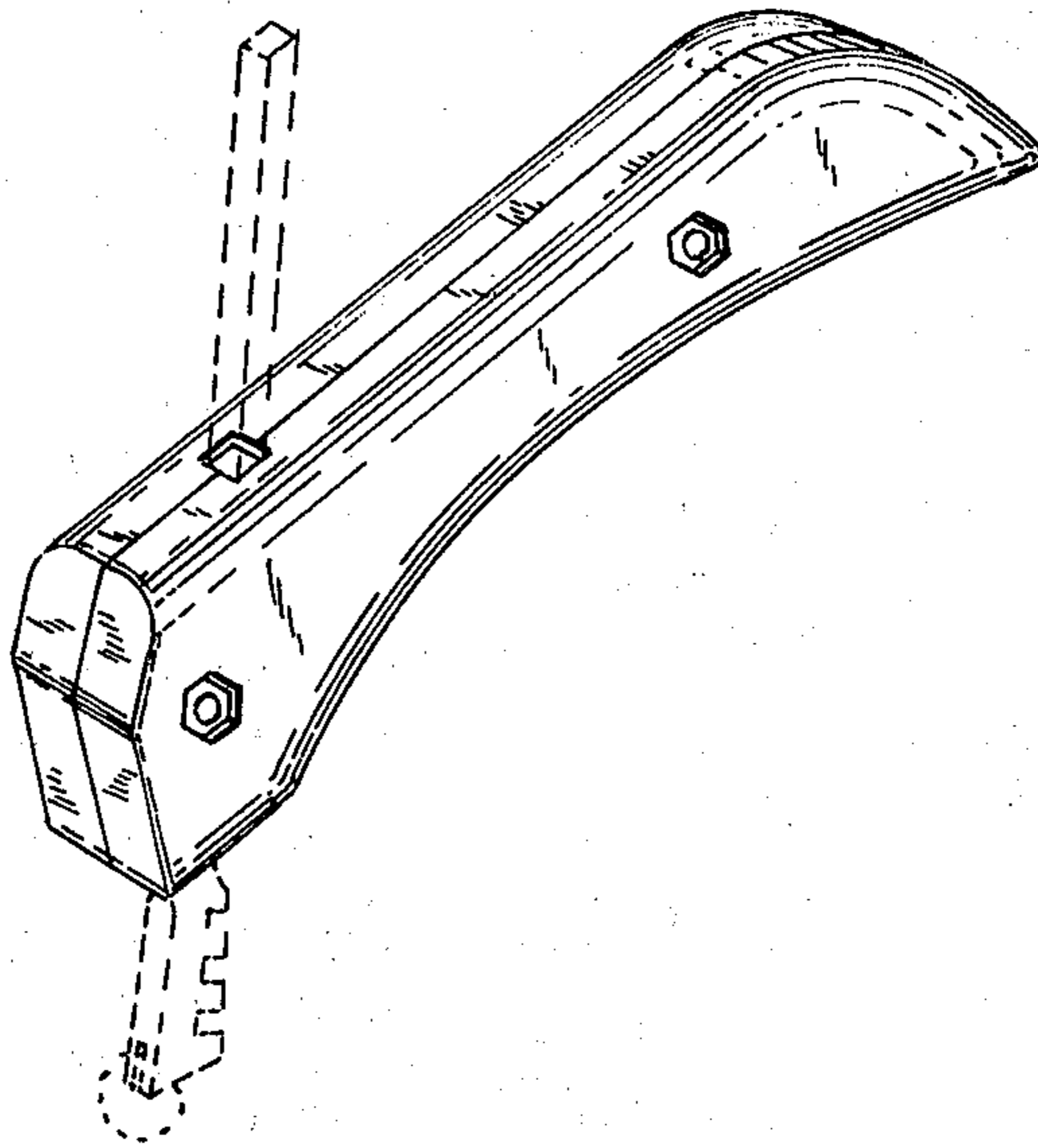


Fig. 2

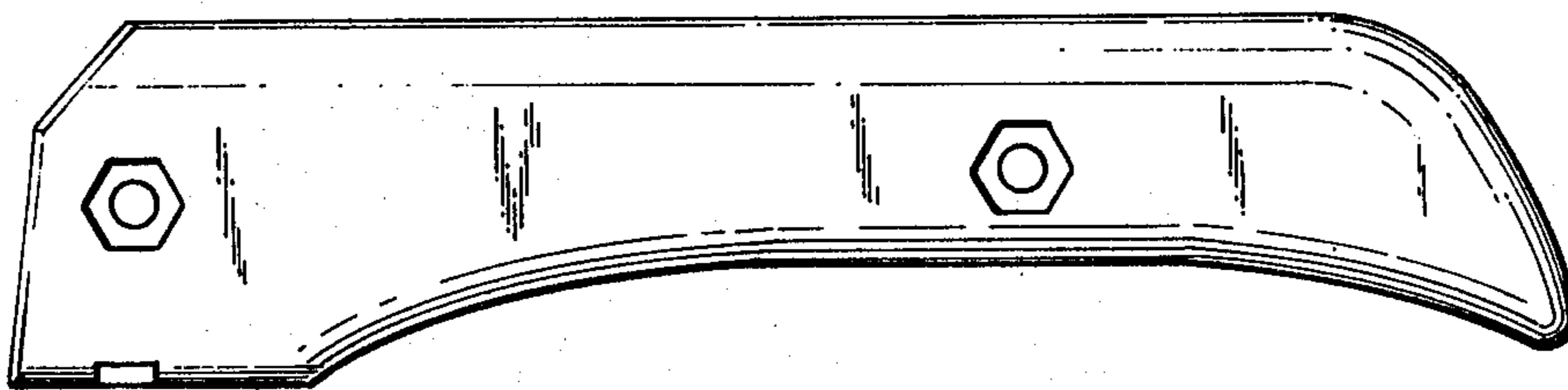


Fig. 3

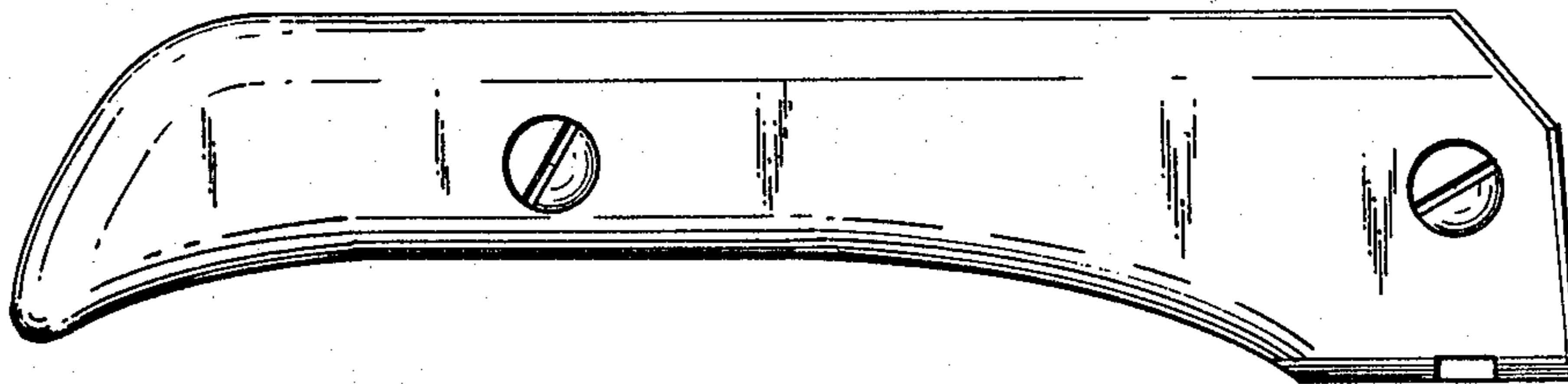


Fig. 4




Fig. 5

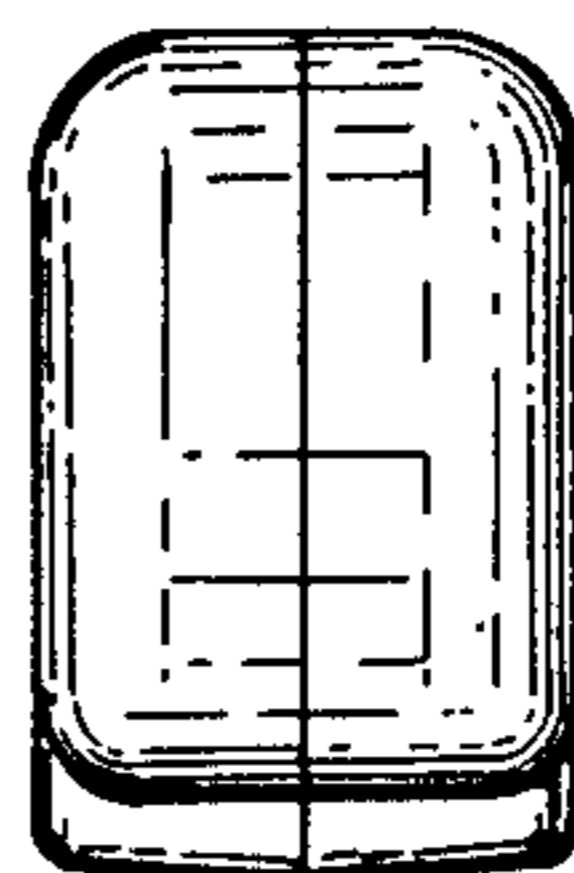


Fig. 6

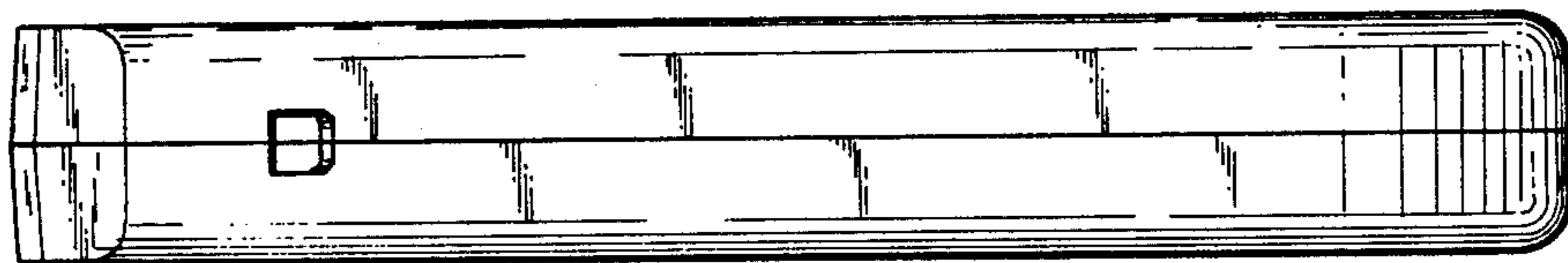


Fig. 7

