

[54] PIPE IN HEATER FOR HEATING ENDOSCOPE

[75] Inventor: Shinichi Nishigaki, Hachioji, Japan

[73] Assignee: Olympus Optical Co., Ltd., Tokyo, Japan

[**] Term: 14 Years

[21] Appl. No.: 329,114

[22] Filed: Dec. 9, 1981

[30] Foreign Application Priority Data
 Jun. 11, 1981 [JP] Japan 56/25648

[52] U.S. Cl. D24/29; D24/17; D24/99

[58] Field of Search D24/29, 99, 17, 18, D24/55, 32; 211/74; D23/77; 219/385, 328, 433, 415, 417; 128/4, 6

[56] References Cited

U.S. PATENT DOCUMENTS

D. 198,263	5/1964	Tietje et al.	D24/55
D. 267,154	12/1982	Bilgutay	D24/17
D. 269,457	6/1983	Ishiwara	D24/17
D. 269,812	7/1983	Lancellotti	D24/17
4,329,980	5/1982	Terada	128/4
4,351,323	9/1982	Ouchi et al.	128/4

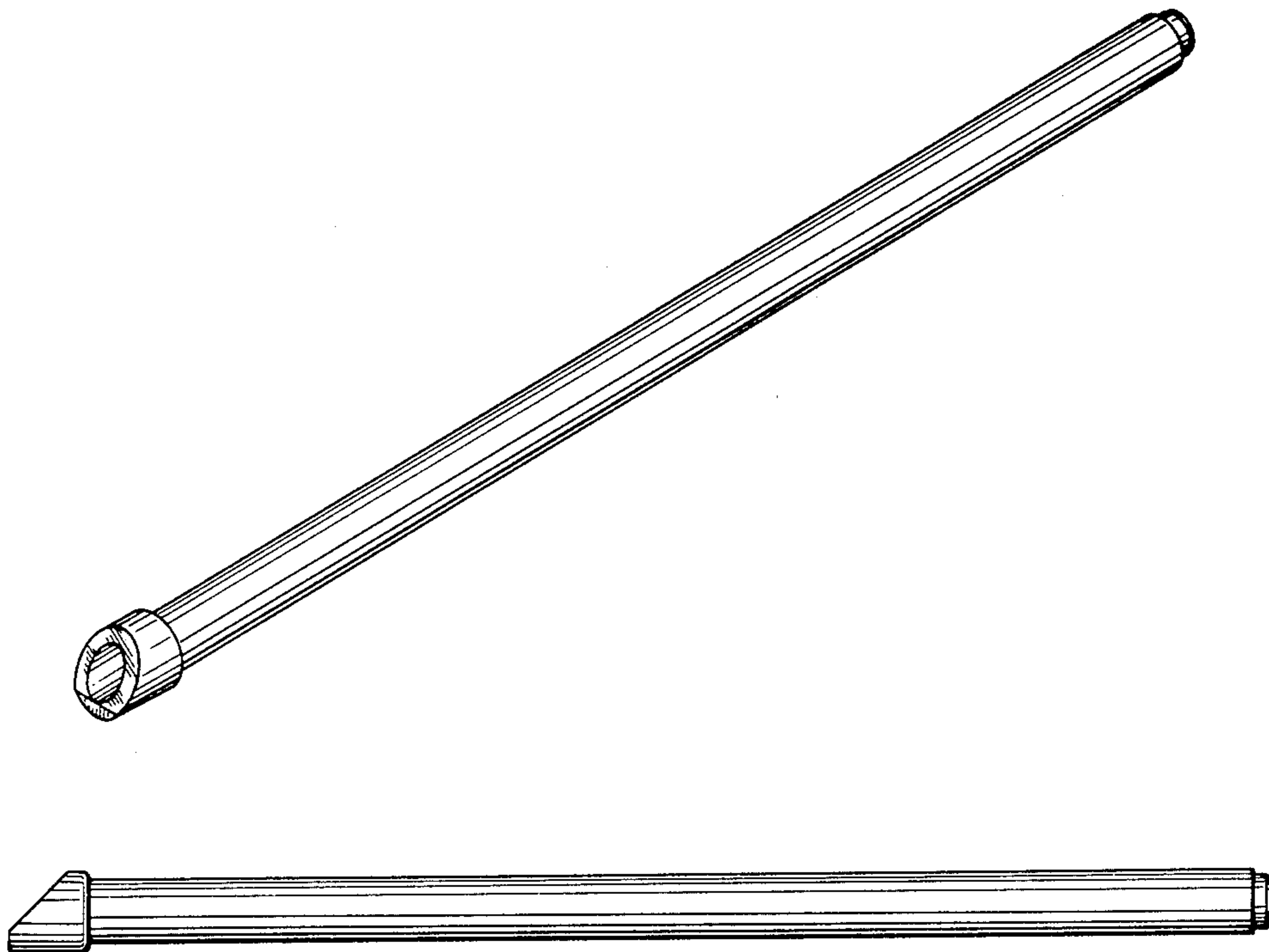
Primary Examiner—Bernard Ansher
 Attorney, Agent, or Firm—Armstrong, Nikaido, Marmelstein & Kubovcik

[57] CLAIM

The ornamental design for pipe in heater for heating endoscope, as shown and described.

DESCRIPTION

FIG. 1 is a perspective view of a pipe heater for heating an endoscope showing my new design;
 FIG. 2 is a right side view thereof, the left side being the same;
 FIG. 3 is a top view thereof;
 FIG. 4 is a bottom view thereof;
 FIG. 5 is a front view thereof; and
 FIG. 6 is a rear view thereof.



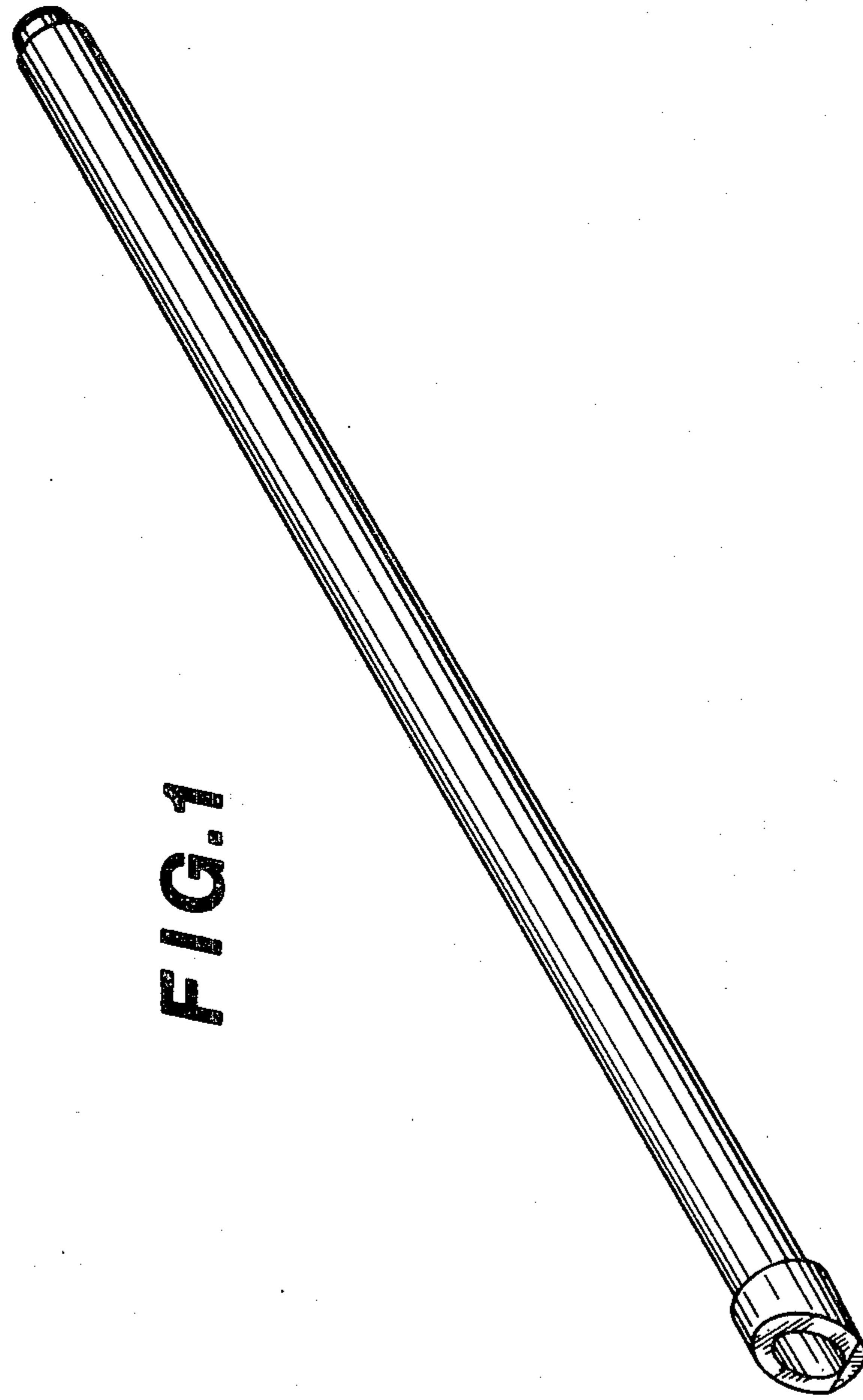


FIG. 1

FIG. 2

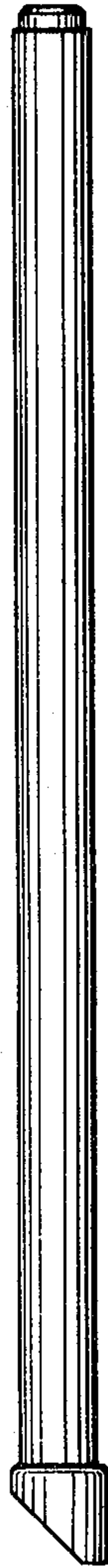


FIG.3 FIG.4

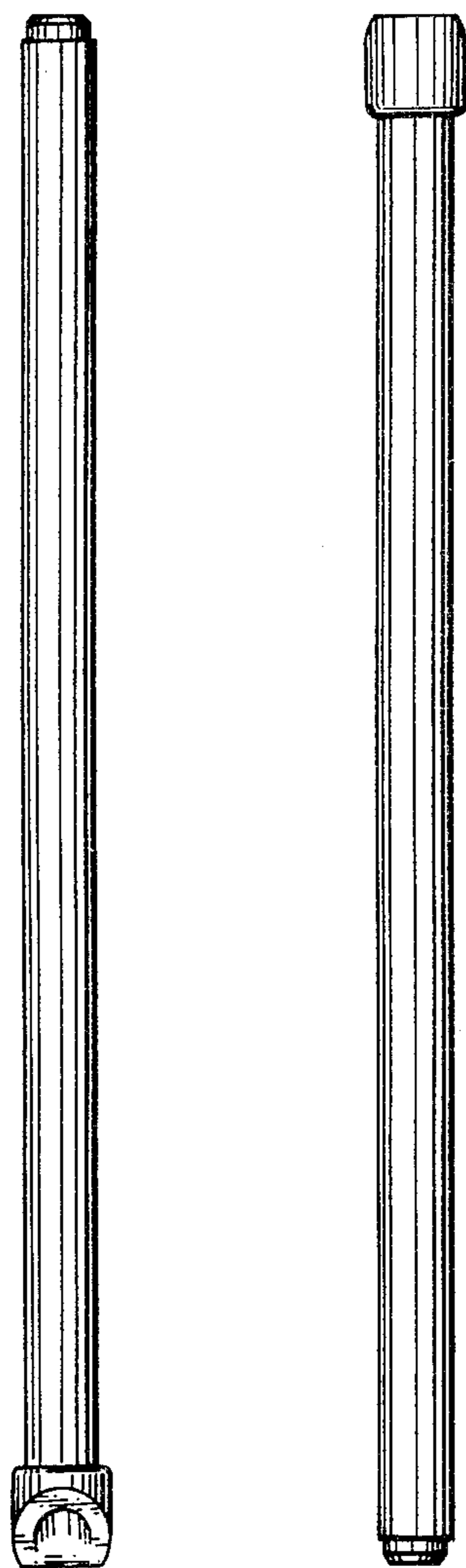


FIG.5



FIG.6

