

United States Patent [19]

Kanoûi

[11] Patent Number: **Des. 275,204**

[45] Date of Patent: **** Aug. 21, 1984**

[54] **SPECTACLES**

[75] Inventor: **Joseph Kanoûi, Geneva, Switzerland**

[73] Assignee: **Interdica SA, Villars-Sur-Glane, Switzerland**

[**] Term: **14 Years**

[21] Appl. No.: **318,793**

[22] Filed: **Nov. 6, 1981**

[30] **Foreign Application Priority Data**

May 8, 1981 [XH] Hague 71414

[52] U.S. Cl. **D16/117**

[58] Field of Search D16/100, 101, 102, 103, D16/106-127; 350/41, 43, 44-49, 51, 52, 55, 57, 59, 60, 62, 83-96, 102, 103, 104, 106, 107, 109, 110, 111, 112, 113, 114, 117, 124, 128, 130, 131, 132

[56] **References Cited**

U.S. PATENT DOCUMENTS

D. 231,857 6/1974 Bloch D16/115
D. 242,852 12/1976 Beane D16/114

OTHER PUBLICATIONS

Optical Journal & Review of Optometry, 11-1976, p. 26, Spectacles.
Optician, 12-20-1974, rear cover, Spectacles.
Optician, 3-23-1979, p. 45, Spectacles.

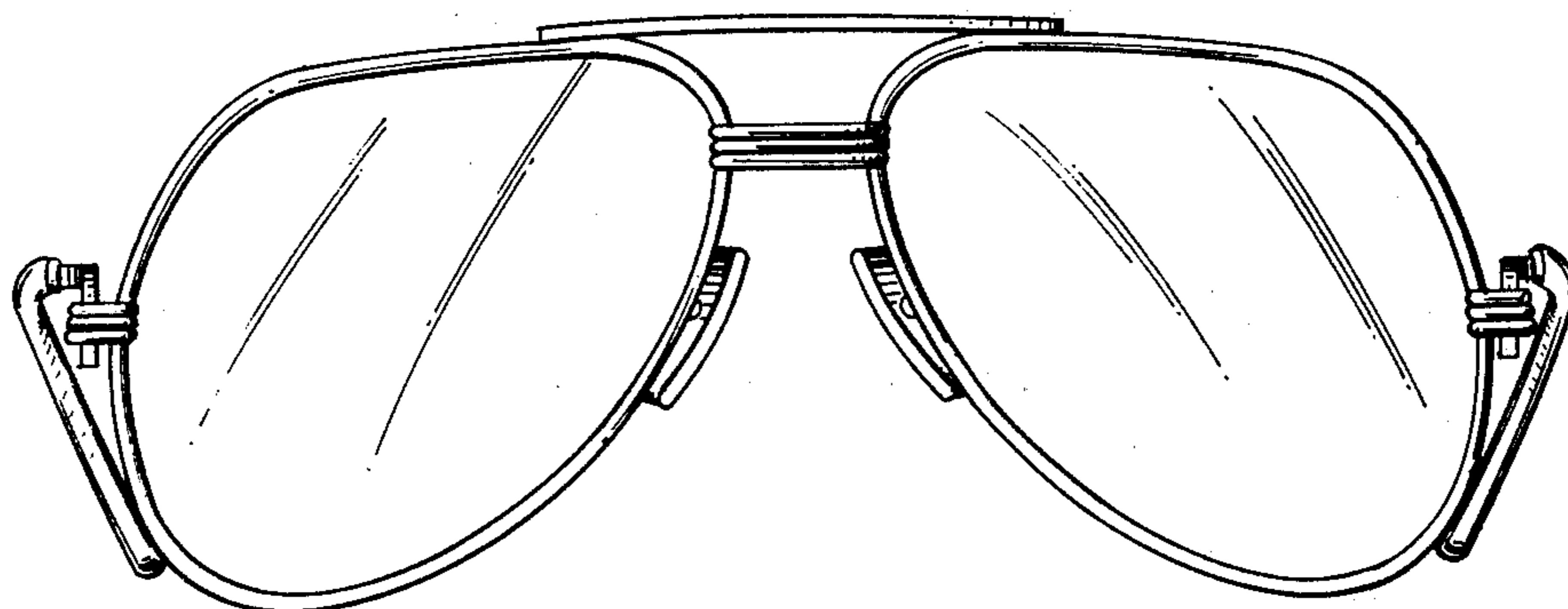
Primary Examiner—Susan J. Lucas
Attorney, Agent, or Firm—Cushman, Darby & Cushman

[57] **CLAIM**

The ornamental design for spectacles, as shown.

DESCRIPTION

FIG. 1 is a top plan view of spectacles showing my new design;
FIG. 2 is a right side elevational view thereof;
FIG. 3 is a front elevational view;
FIG. 4 is a left side elevational view thereof; and
FIG. 5 is a bottom plan view thereof.






Fig. 1

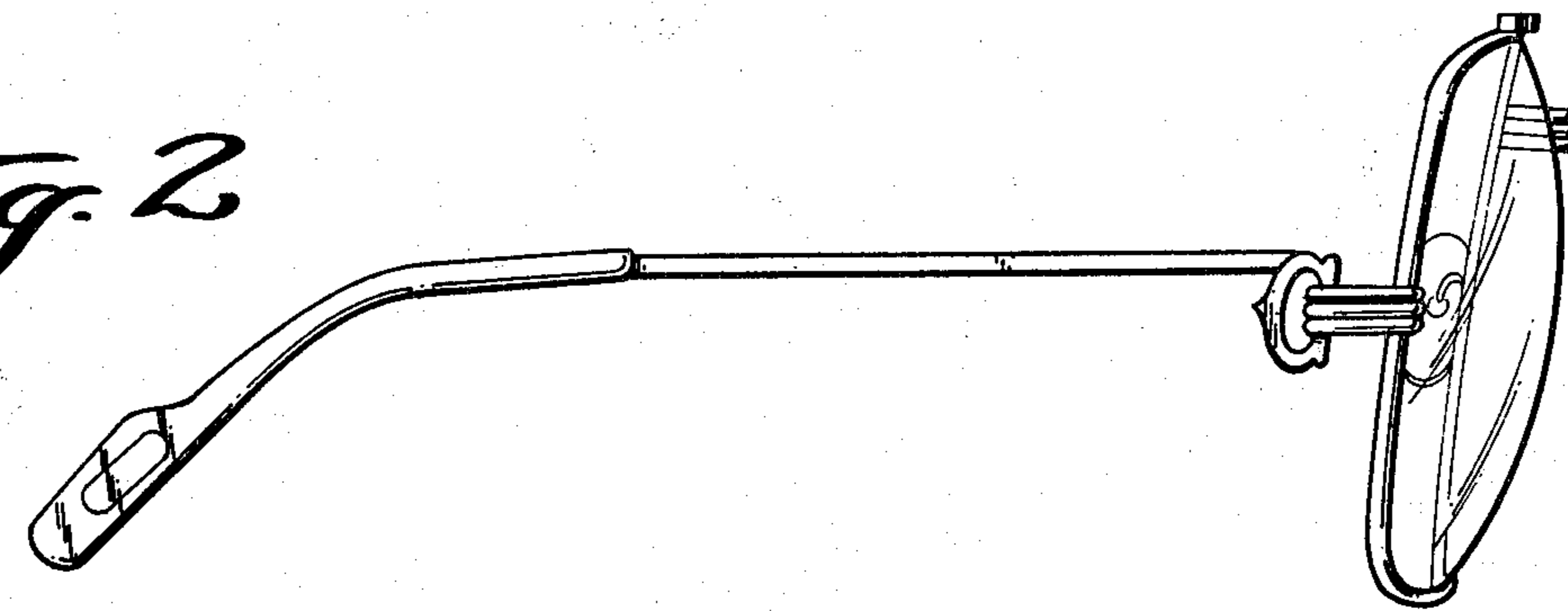


Fig. 2

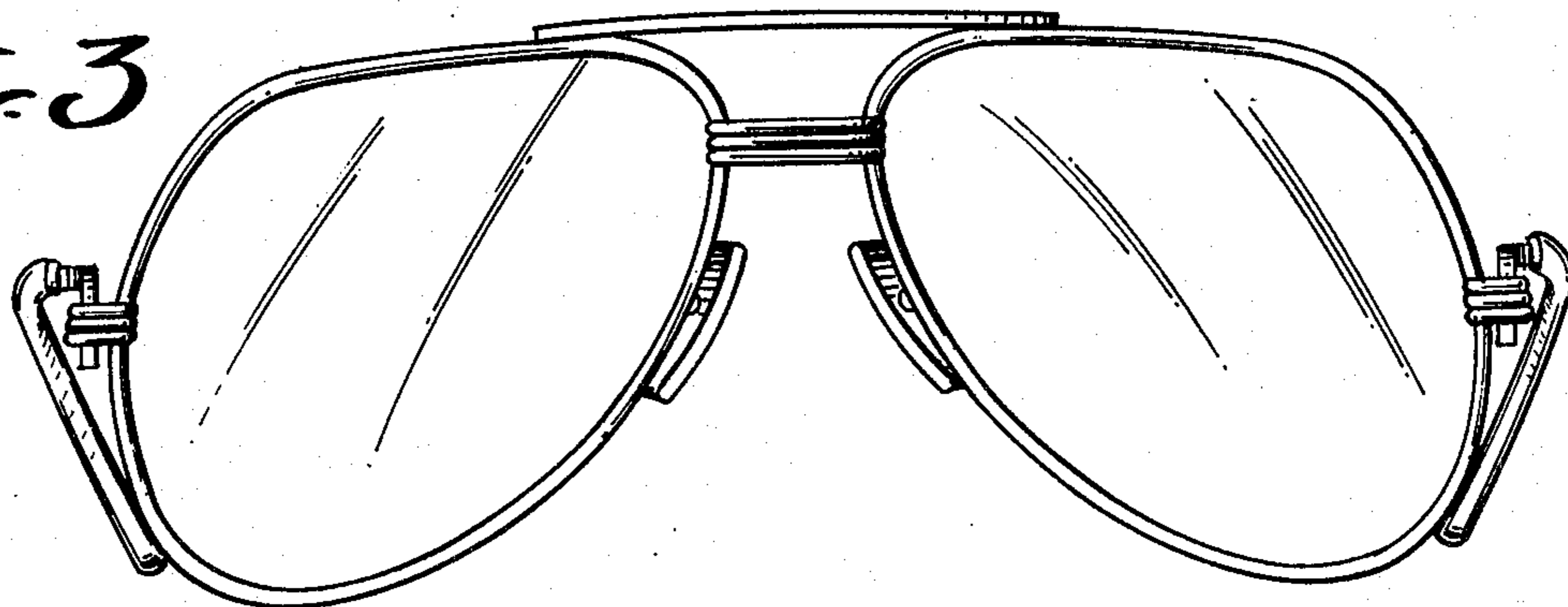


Fig. 3

Fig. 4

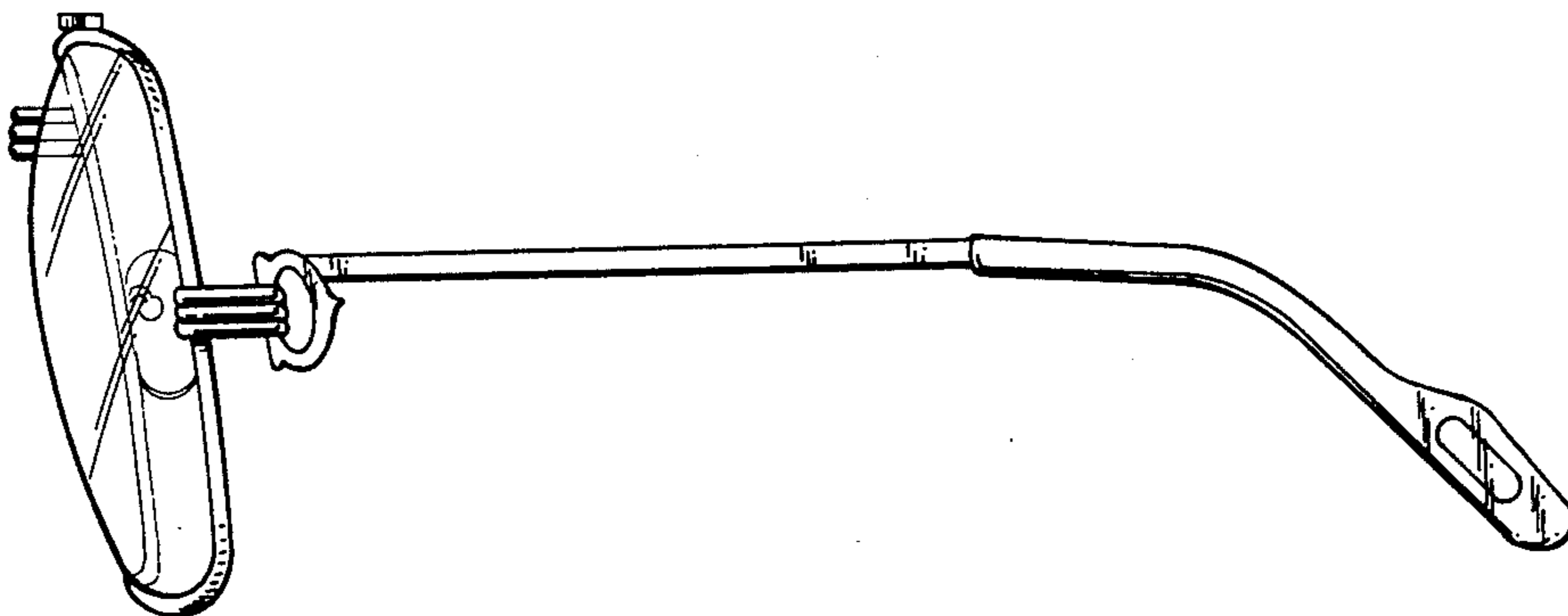


Fig. 5

