

[54] TRACTOR CAB

4,135,757 1/1979 Smith et al. .... 296/190

[75] Inventors: William M. Schmidt, St. Clair Shore; Robert Demick, East Detroit; Stanley E. Thorwaldsen, Grosse Pointe Farms, all of Mich.

[73] Assignee: Allis-Chalmers Corp., Milwaukee, Wis.

[\*\*] Term: 14 Years

[21] Appl. No.: 336,865

[22] Filed: Jan. 4, 1982

[52] U.S. Cl. .... D15/30

[58] Field of Search ..... D15/10-33; 180/69.2, 69.21, 89.1, 89.11, 89.12; 296/102, 190, 192; 239/172

[56] References Cited

U.S. PATENT DOCUMENTS

- D. 242,816 12/1976 Maurer ..... D15/30
- D. 258,823 4/1981 Shayer et al. .... D15/30
- 3,582,132 6/1971 Gunning ..... 296/190

OTHER PUBLICATIONS

Agricultural Engineering, 4/1969, p. 271, Cab in lower right corner. Form, 4/78, p. 43, Tractor Cab RT6 in both pictures. John Deere Tractor, 10/11/77, Sound-Gard Body, upper corner.


Primary Examiner—Wallace R. Burke  
Assistant Examiner—Suzanne N. Gitlin  
Attorney, Agent, or Firm—Arthur L. Nelson

[57] CLAIM

The ornamental design of a tractor cab, as shown and described.

DESCRIPTION

FIG. 1 is a front elevation view of a tractor cab showing our new design;  
FIG. 2 is the rear elevation view thereof;  
FIG. 3 is a right side elevation view thereof;  
FIG. 4 is the left side elevation view thereof;  
FIG. 5 is the top plan view thereof;  
FIG. 6 is a front top and side perspective view thereof.






FIG. 1




FIG. 2






FIG. 3




FIG. 4




FIG. 5




FIG. 6