

[54] BRACKET

106128 12/1942 Sweden ..... 248/300  
583569 12/1946 United Kingdom ..... 248/316.1

[76] Inventor: John W. Yeater, 28125 CR 52,R3,  
Nappanee, Ind. 46550

[\*\*] Term: 14 Years

[21] Appl. No.: 419,568

[22] Filed: Sep. 17, 1982

[52] U.S. Cl. .... D8/380; D8/349

[58] Field of Search ..... D8/380, 373, 366, 349,  
D8/354; 248/300

OTHER PUBLICATIONS

Dahstrom Metal Stampings & Shapes; Catalog No. 11;  
Misc. Pressed Shapes; Item No. X 11193 p. 149.  
Grommes Metal Products, Cat. #66 ©1941; p. 32 Items  
Nos. 31425, 491, 1725, 32675, 34043, 3000; p. 51, Item  
#30907.

Primary Examiner—Wallace R. Burke  
Assistant Examiner—Horace B. Fay  
Attorney, Agent, or Firm—James D. Hall

[56] References Cited

U.S. PATENT DOCUMENTS

D. 87,702	9/1932	Aufiero	.....	D8/366
D. 203,676	2/1966	Kane	.....	D8/366
D. 248,910	8/1978	DeFilippo	.....	D8/373
D. 259,243	5/1981	Argante	.....	D8/366
D. 270,574	9/1983	Black	.....	D8/366
2,454,857	11/1948	Bish	.....	248/316.7
2,681,164	6/1954	Kalfen	.....	248/300

FOREIGN PATENT DOCUMENTS

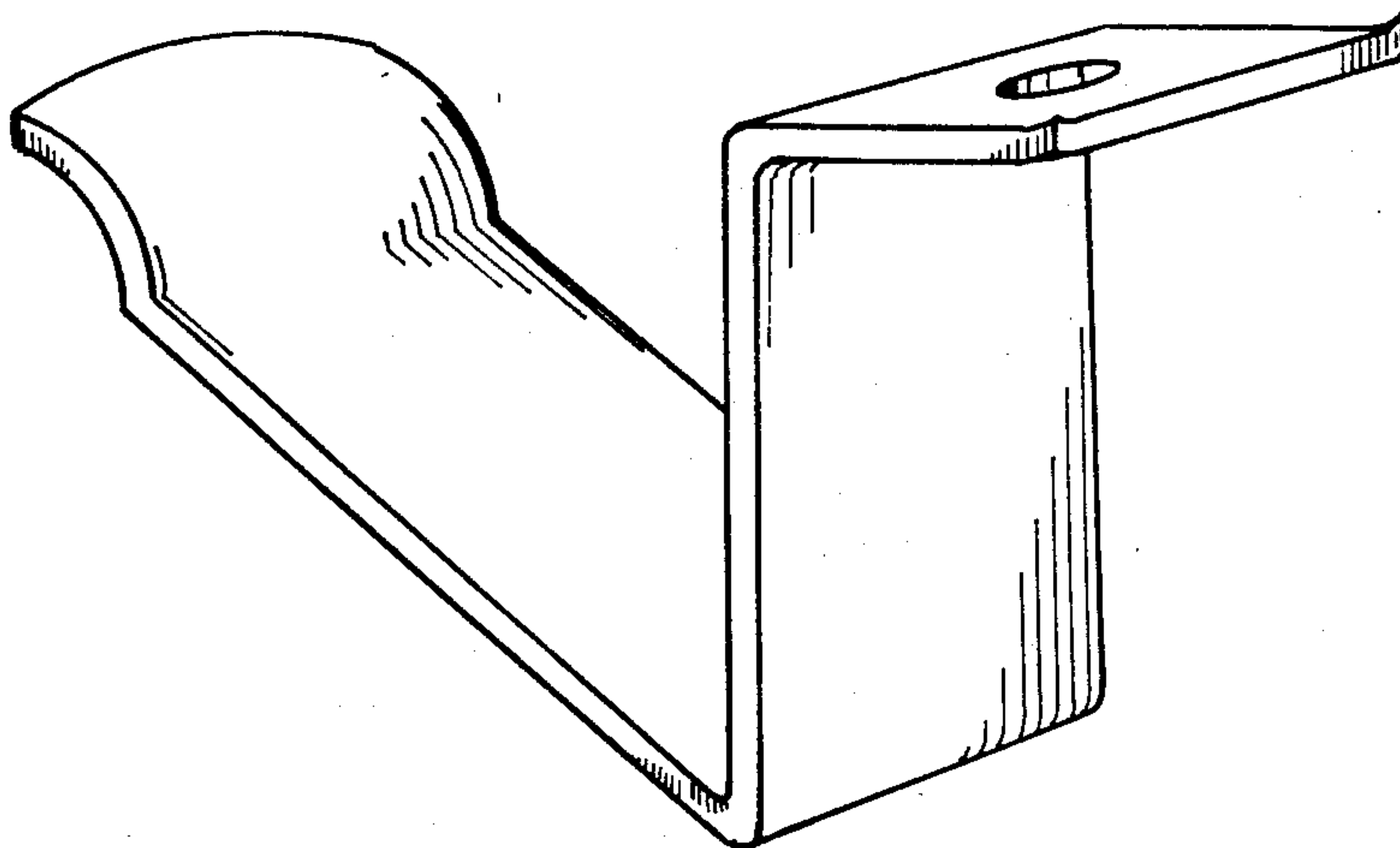
4770	11/1931	Australia	.....	248/262
847661	7/1970	Canada	.....	248/300

[57] CLAIM

The ornamental design for a bracket, as shown.

DESCRIPTION

FIG. 1 is a perspective view of a bracket showing my design as seen from the front;  
FIG. 2 is a side view of my design with the opposite side being substantially a mirror image;  
FIG. 3 is a top view thereof;  
FIG. 4 is a bottom view thereof;  
FIG. 5 is a front end view thereof; and  
FIG. 6 is a rear end view thereof.






FIG. 2

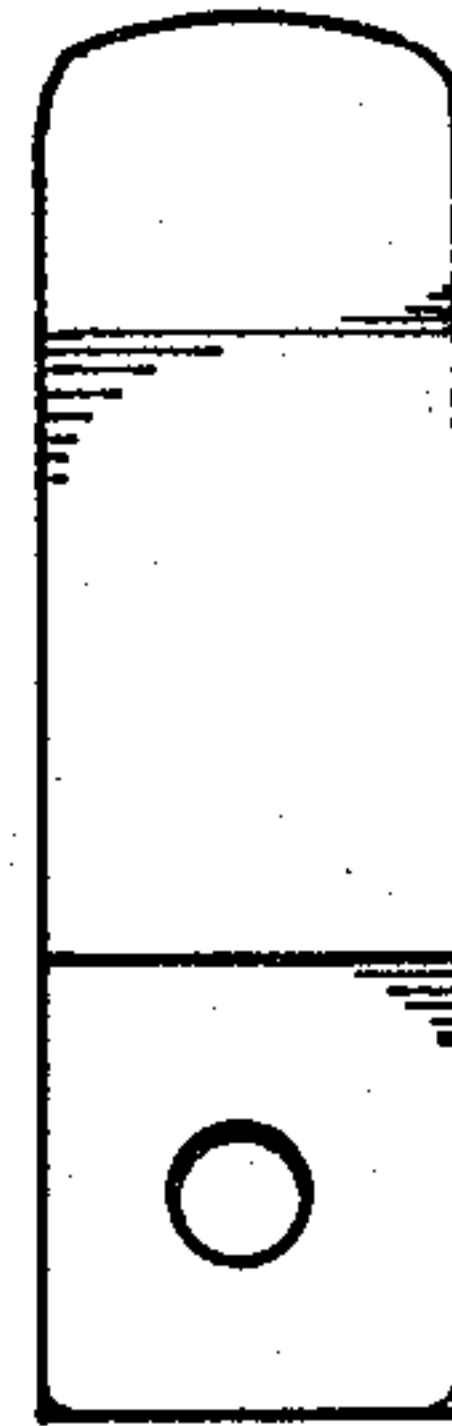


FIG. 3

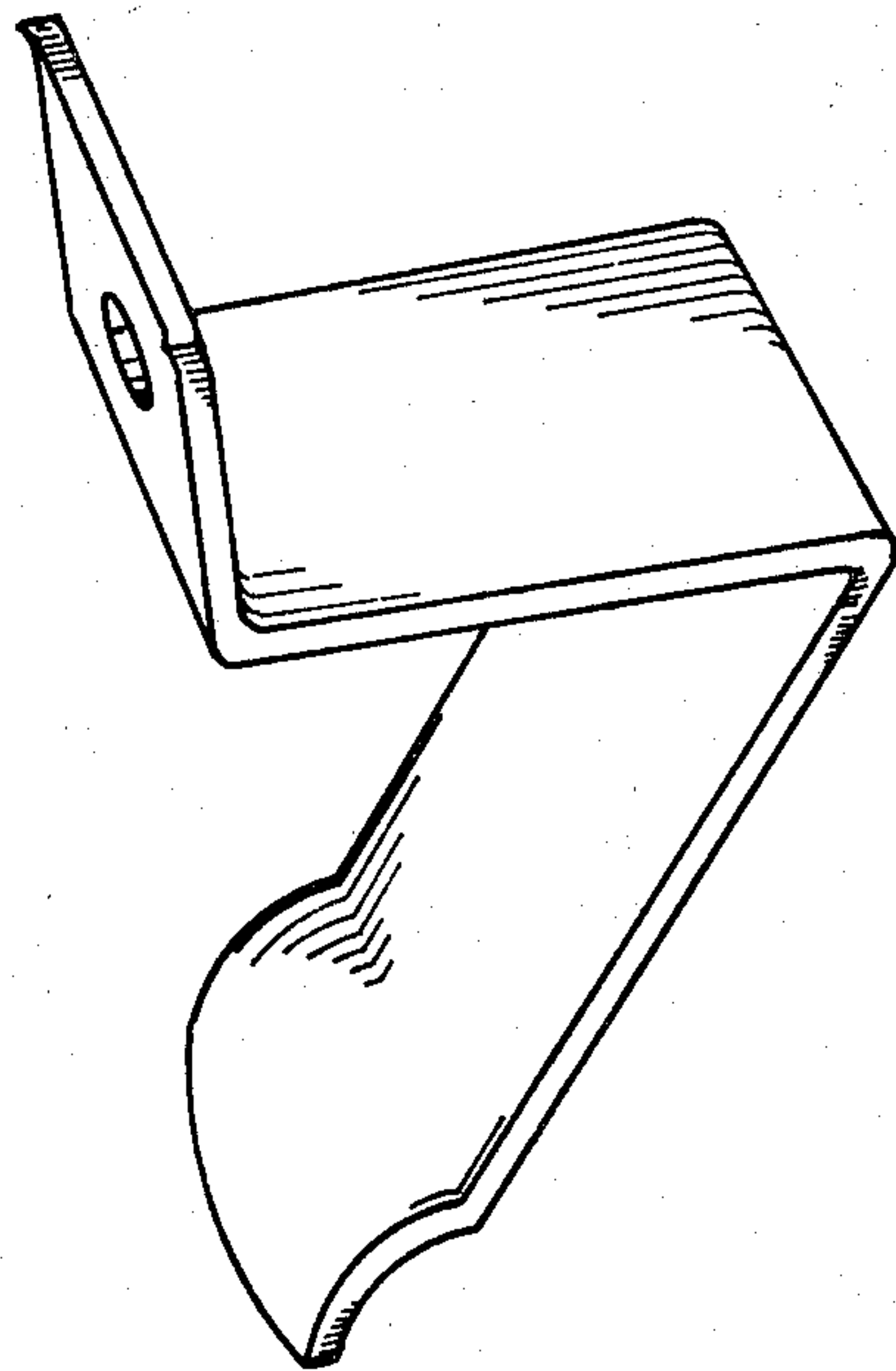


FIG. 1



Fig. 6



Fig. 5




Fig. 4