

[54] ARTICLE OF FLATWARE

[75] Inventor: Tachio Watanabe, Tokyo, Japan

[73] Assignee: Ryoko Company Limited, Tokyo, Japan

[**] Term: 14 Years

[21] Appl. No.: 357,676

[22] Filed: Mar. 12, 1982

[30] Foreign Application Priority Data

Oct. 9, 1981 [JP] Japan 56-45117

[52] U.S. Cl. D7/151; D7/137

[58] Field of Search D7/141, 137, 138, 150, D7/151, 152, 147, 141, 395; D8/107, 102, 103

[56] References Cited

U.S. PATENT DOCUMENTS

D. 21,693 7/1892 Kaldenberg D7/152

D. 33,728 12/1900 Landers D7/151

D. 83,442 2/1931 Hansen D7/137

D. 84,976 9/1931 Brown D7/137

OTHER PUBLICATIONS

Gifts & Decorative Accessories, Dec. 1976, p. 64, Villeroy & Boch, flatware "Peacock".

Primary Examiner—Winifred E. Herrmann

Attorney, Agent, or Firm—Cushman, Darby & Cushman

[57] CLAIM

The ornamental design for an article of flatware, substantially as shown and described.

DESCRIPTION

FIG. 1 is a front elevational view of an article of flatware showing my new design as embodied in a knife; FIG. 2 is a left side elevational view of the knife of FIG. 1;

FIG. 3 is a right side elevational view of the knife of FIG. 1;

FIG. 4 is an end view from the bottom of FIG. 1;

FIG. 5 is an end view from the top of FIG. 1;

FIG. 6 is a side elevational view of an article of flatware showing my new design as embodied in a fork;

FIG. 7 is a front elevational view of the fork of FIG. 6;

FIG. 8 is a rear elevational view of the fork of FIG. 6;

FIG. 9 is an end view from the bottom of FIG. 6;

FIG. 10 is an end view from the top of FIG. 6;

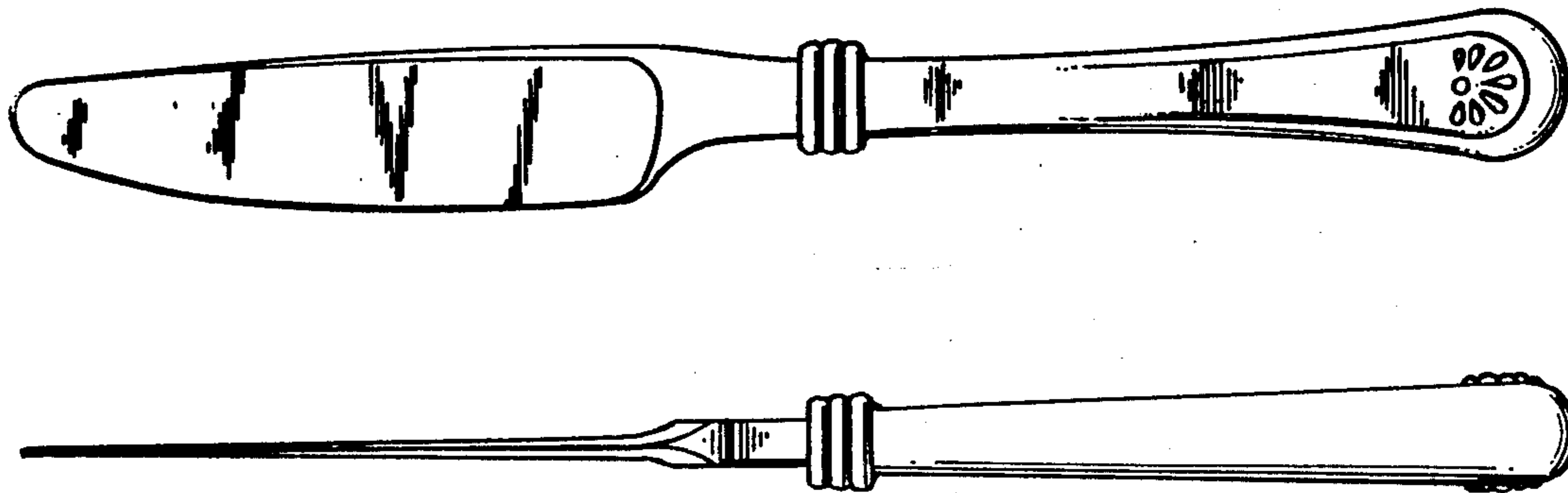
FIG. 11 is a side elevational view of an article of flatware showing my new design as embodied in a spoon;

FIG. 12 is a front elevational view of the spoon of FIG. 11;

FIG. 13 is a rear elevational view of the spoon of FIG. 11;

FIG. 14 is an end view from the bottom of FIG. 11; and FIG. 15 is an end view from the top of FIG. 11.

The distinguishing feature of my new design for an article of flatware resides in the handle configuration.






FIG. 1



FIG. 2



FIG. 3



FIG. 5



FIG. 4




FIG. 6

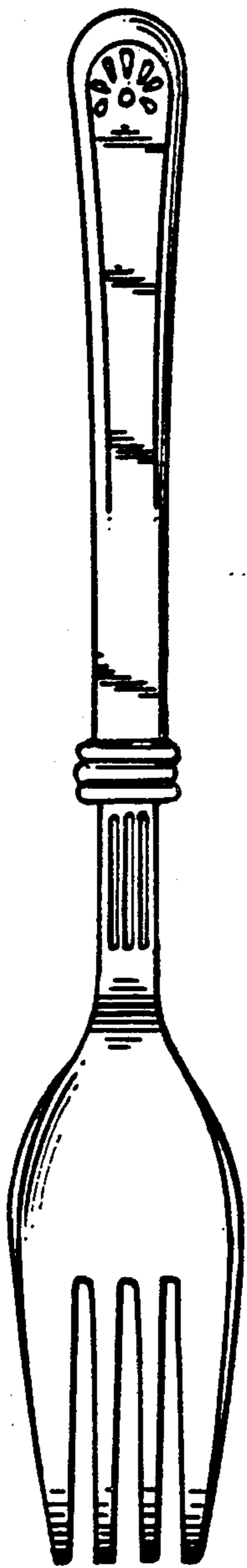


FIG. 7

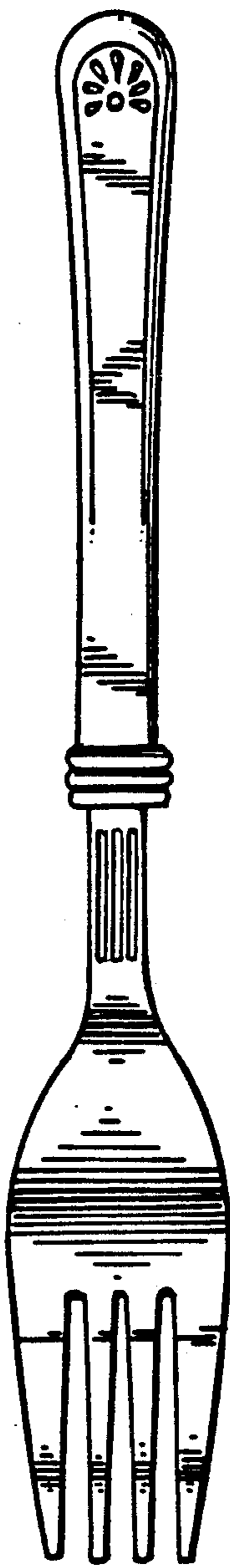


FIG. 8

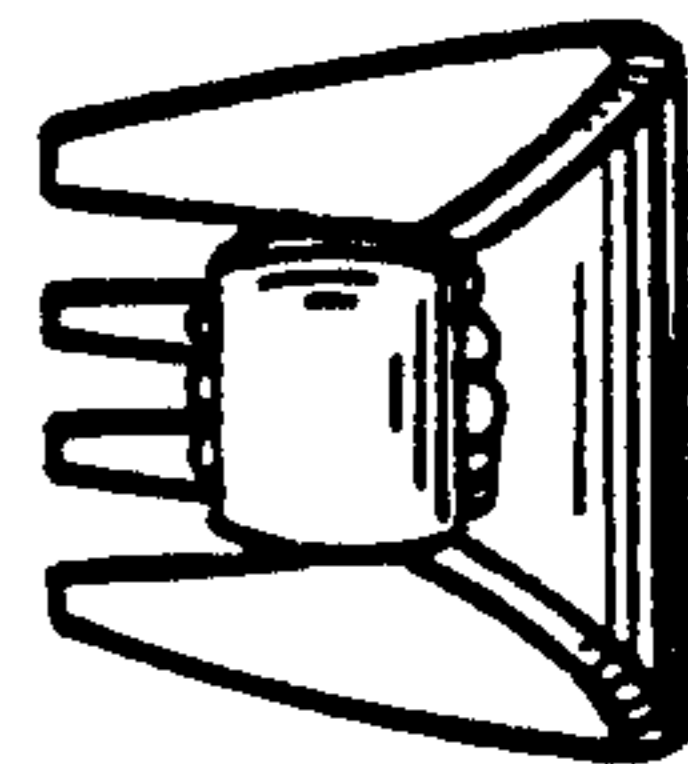


FIG. 9

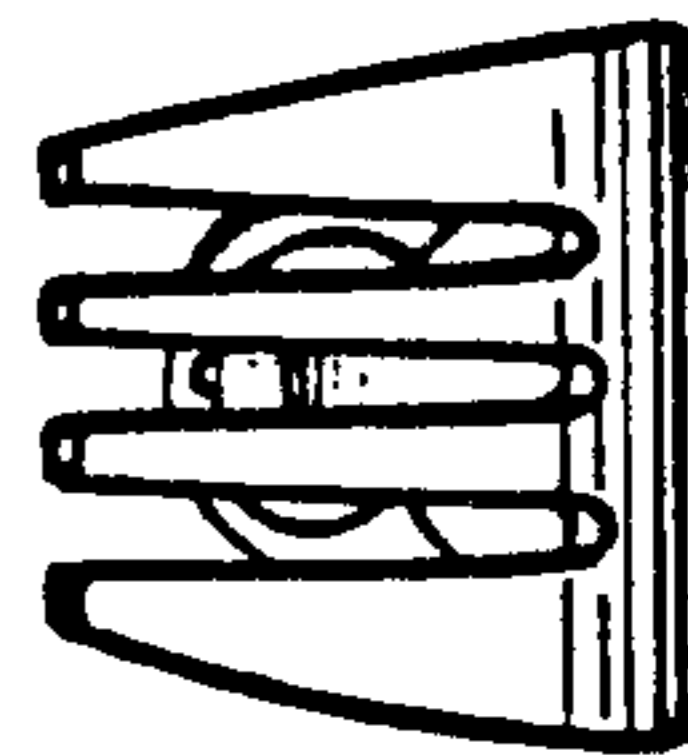


FIG. 10

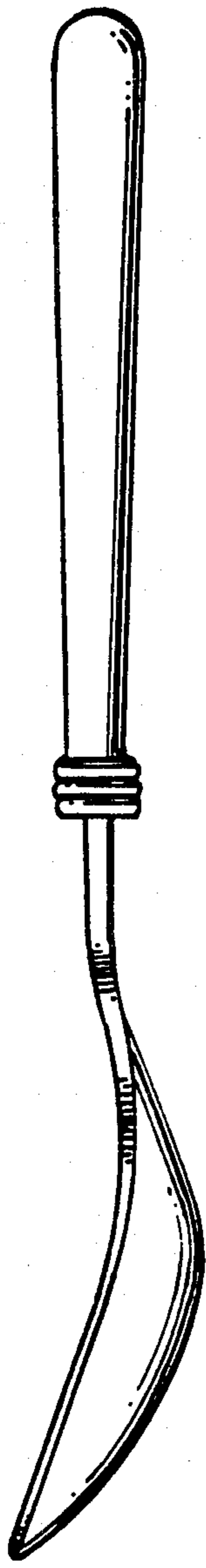


FIG. 11

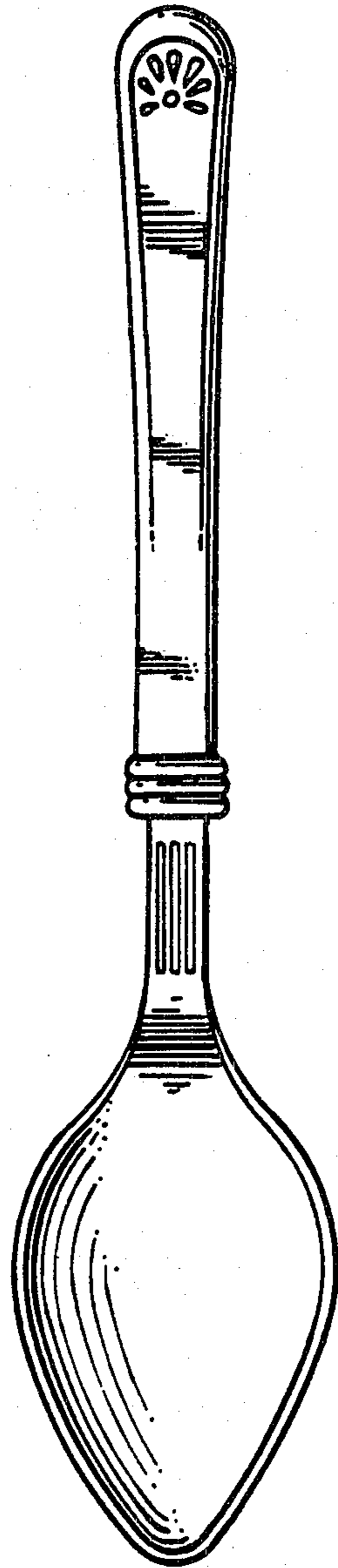


FIG. 12

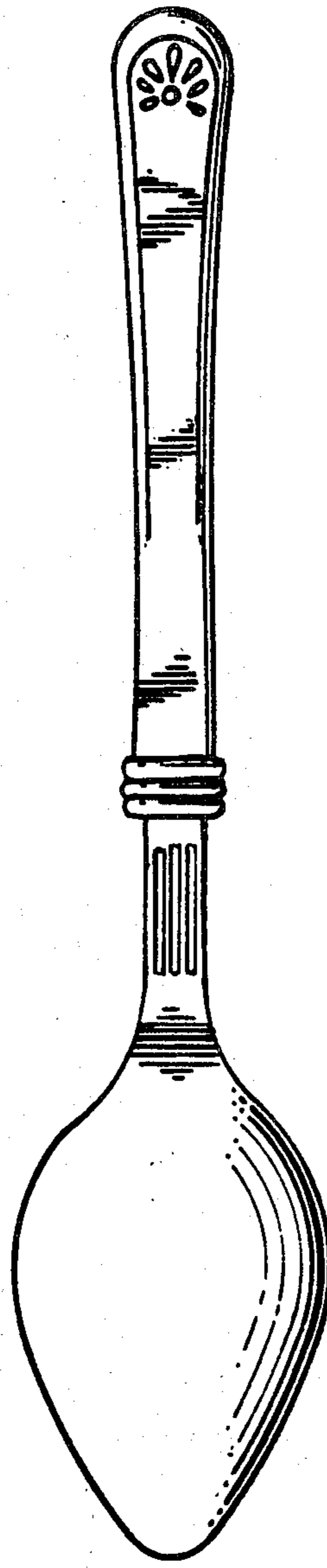


FIG. 13

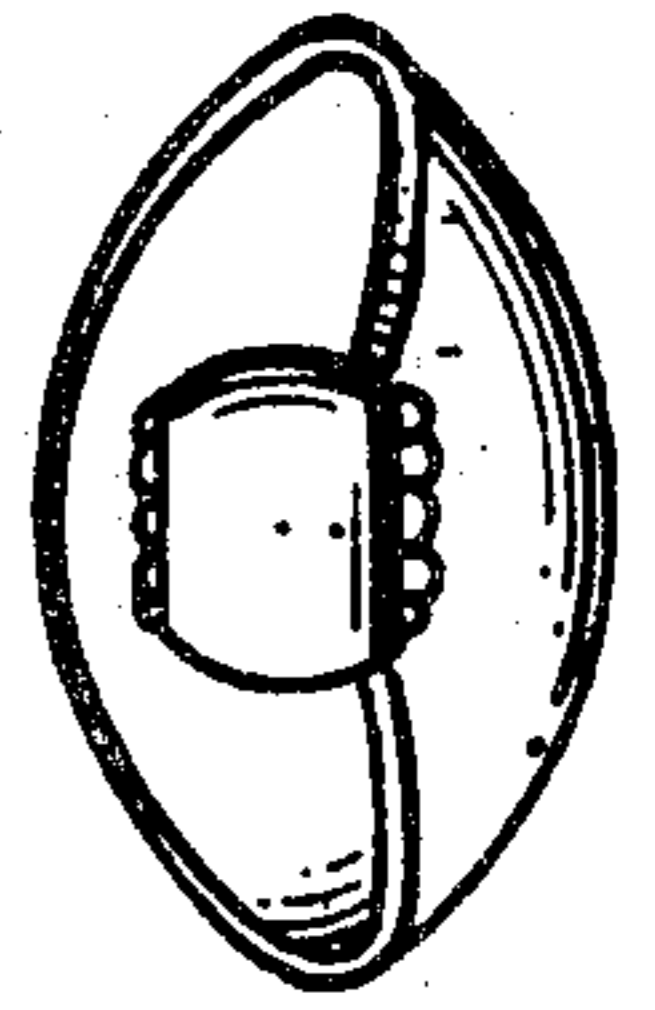


FIG. 15

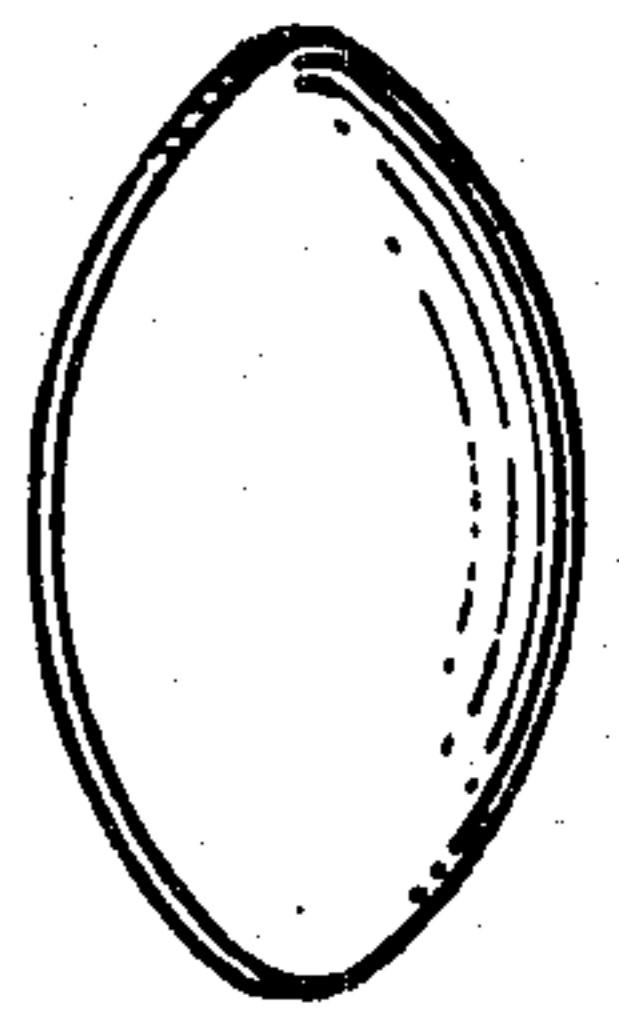


FIG. 14