

[54] KNIFE

[75] Inventor: Larry R. Laslo, New York, N.Y.

[73] Assignee: American Commercial Incorporated, Gardena, Calif.

[\*\*] Term: 14 Years

[21] Appl. No.: 400,855

[22] Filed: Jul. 22, 1982

[52] U.S. Cl. .... D7/137; D7/151; D7/152; D8/102

[58] Field of Search ..... D7/137, 138, 151, 150, D7/152, 147, 141, 395; D8/107, 102, 148; 30/322, 324, 340, 343, 344, 355, 357; D22/1

[56] References Cited

U.S. PATENT DOCUMENTS

2,052	4/1841	Murdock	30/340 X
D. 91,288	1/1934	Wheeler	D7/395
D. 147,593	9/1947	Lipic	D8/102
148,900	3/1874	Seaver et al.	D7/151 X
D. 149,489	5/1948	Hingelberg	D7/137
D. 256,548	8/1980	Grunstad	D7/151 X
1,333,066	3/1920	Eckert	D7/151 X
1,414,997	5/1922	Zinn	D7/151 X

3,205,575 9/1965 Senkewitz ..... 30/355

FOREIGN PATENT DOCUMENTS

3367 of 1880 United Kingdom ..... 30/340

OTHER PUBLICATIONS

*Gifts & Tableware*, Nov. 1978, p. 19, Panel #11 at bottom left. Handle on bottom right. Spoon.

*Primary Examiner*—Winifred E. Herrmann

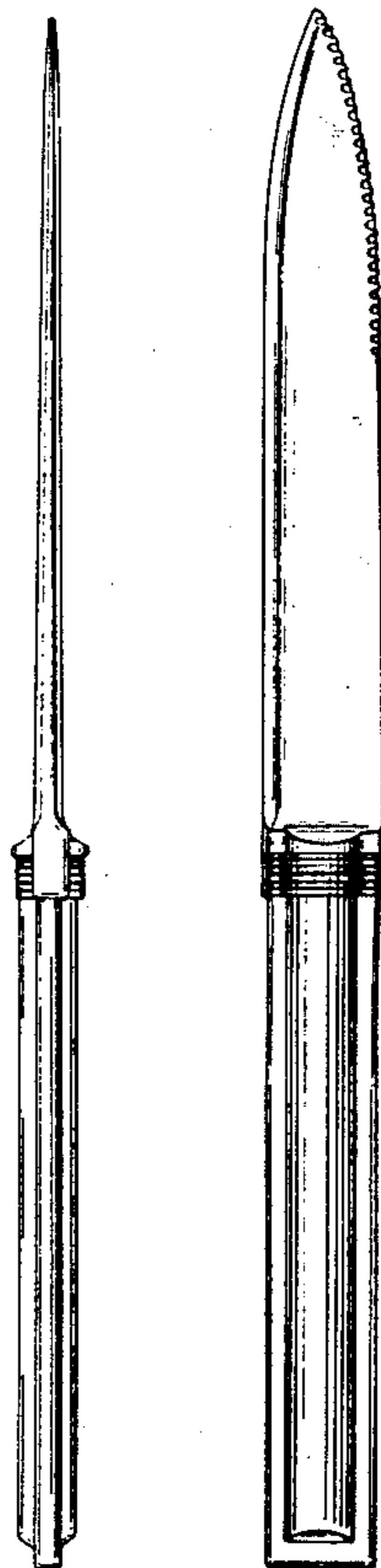
*Attorney, Agent, or Firm*—Frank J. Colucci; George J. Brandt, Jr.

[57] CLAIM

The ornamental design for a knife, as shown and described.

DESCRIPTION

FIG. 1 is a right side elevational view of a knife showing my new design; FIG. 2 is a top plan view thereof; FIGS. 3 and 4 are, respectively, rear and front end elevational views thereof; FIG. 5 is a left side elevational view thereof; FIG. 6 is a bottom plan view thereof; and FIG. 7 is a sectional view as taken along the line 7—7 in FIG. 5.






FIG. 4



FIG. 7

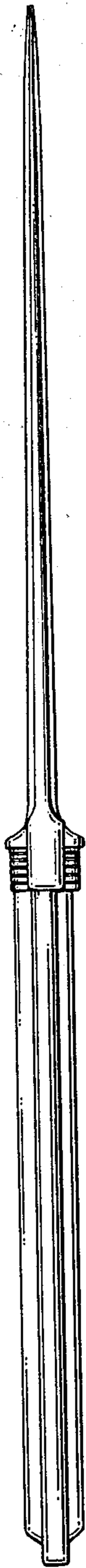


FIG. 2




FIG. 1

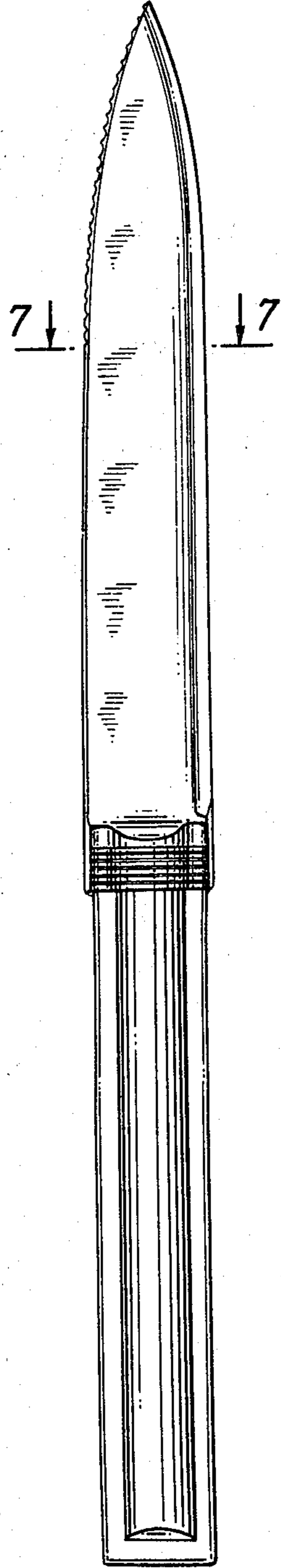


FIG. 5

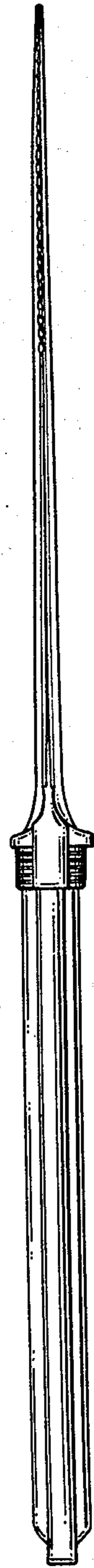


FIG. 6

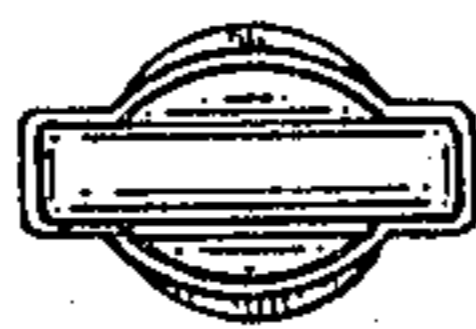


FIG. 3