

[54] TIE RACK OR THE LIKE

[76] Inventor: William D. Ritchey, 1617 M St., Bedford, Ind. 47421

[**] Term: 14 Years

[21] Appl. No.: 400,743

[22] Filed: Jul. 22, 1982

[52] U.S. Cl. D6/317; D6/465

[58] Field of Search D6/113, 116, 117, 247, D6/251, 118; 223/85, DIG. 1; 211/13, 113, 115, 117, 118, 119

[56] References Cited

U.S. PATENT DOCUMENTS

D. 207,076	2/1967	Bertram	D6/251
D. 238,032	12/1975	Duncan	D6/251
3,088,597	5/1963	Ritchey .	
3,203,556	8/1965	Tejerian	211/119

3,592,343	7/1971	Swett et al.	211/13
3,783,995	1/1974	Tobin	223/DIG. 1
4,278,177	7/1981	Fahmi	211/119

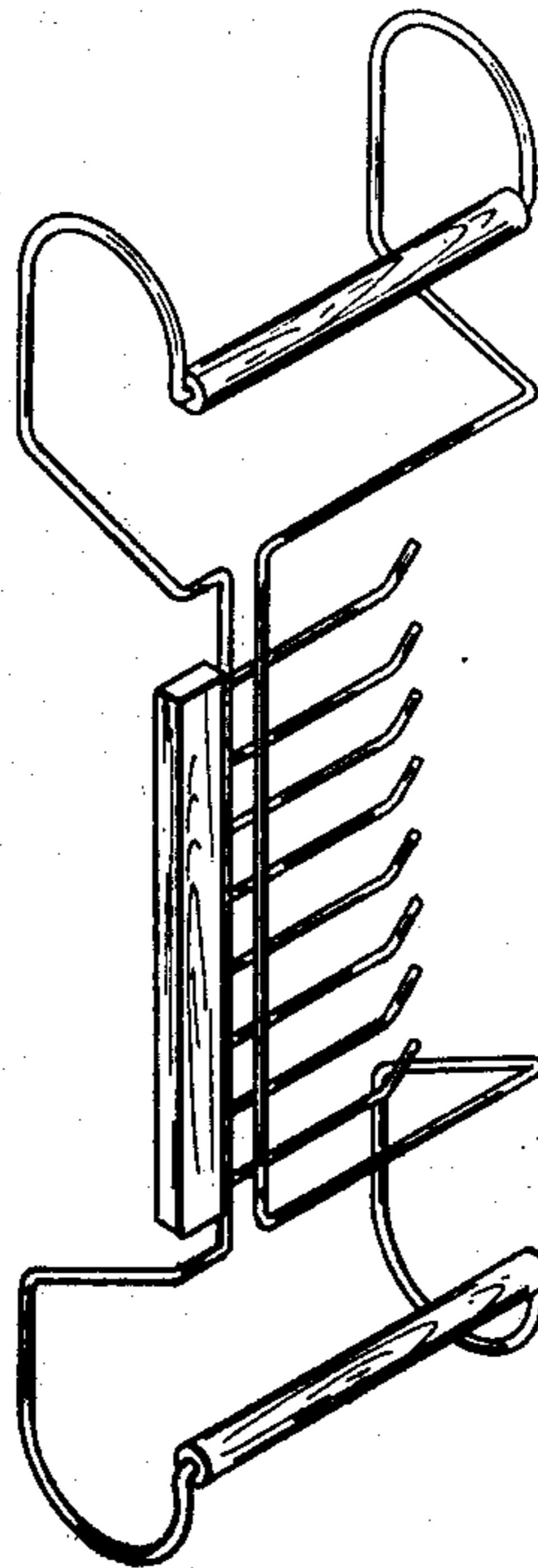
Primary Examiner—B. J. Bullock
Attorney, Agent, or Firm—Barnes & Thornburg

[57] CLAIM

The ornamental design for a tie rack or the like, as shown.

DESCRIPTION

FIG. 1 is an enlarged perspective view of a tie rack or the like showing my new design;
FIG. 2 is a front view thereof;
FIG. 3 is a side view taken from the left of FIG. 1;
FIG. 4 is a rear view thereof;
FIG. 5 is a side view taken from the right of FIG. 1;
FIG. 6 is a top view thereof;
FIG. 7 is a bottom view thereof.



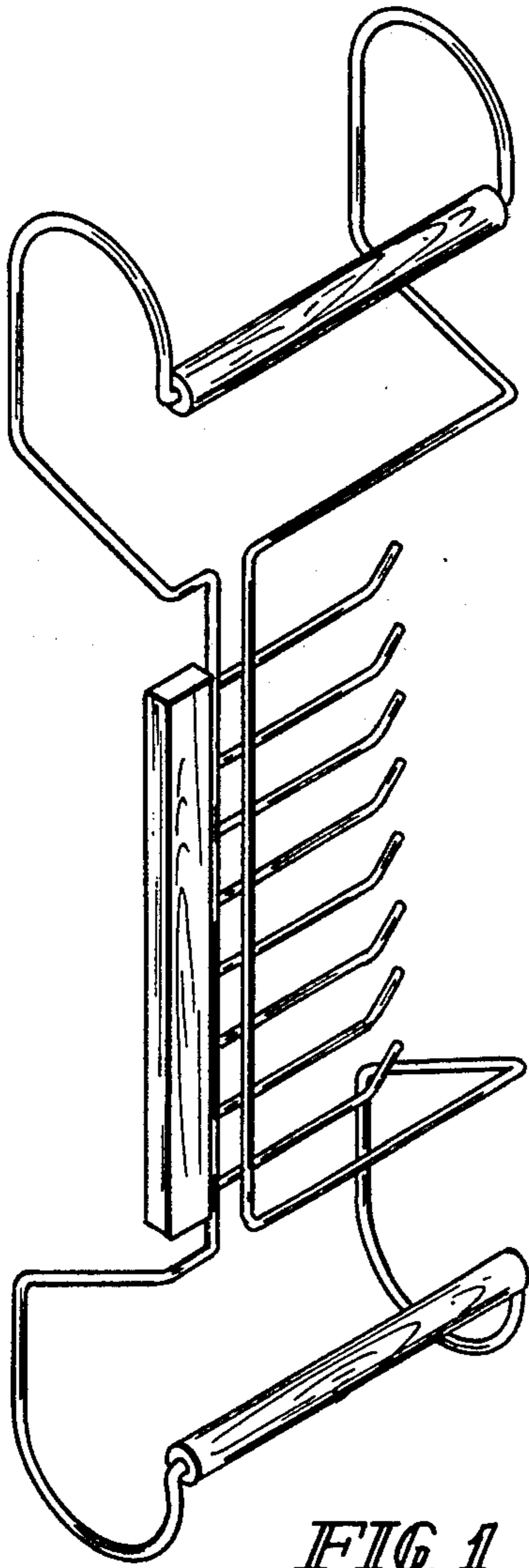


FIG. 1

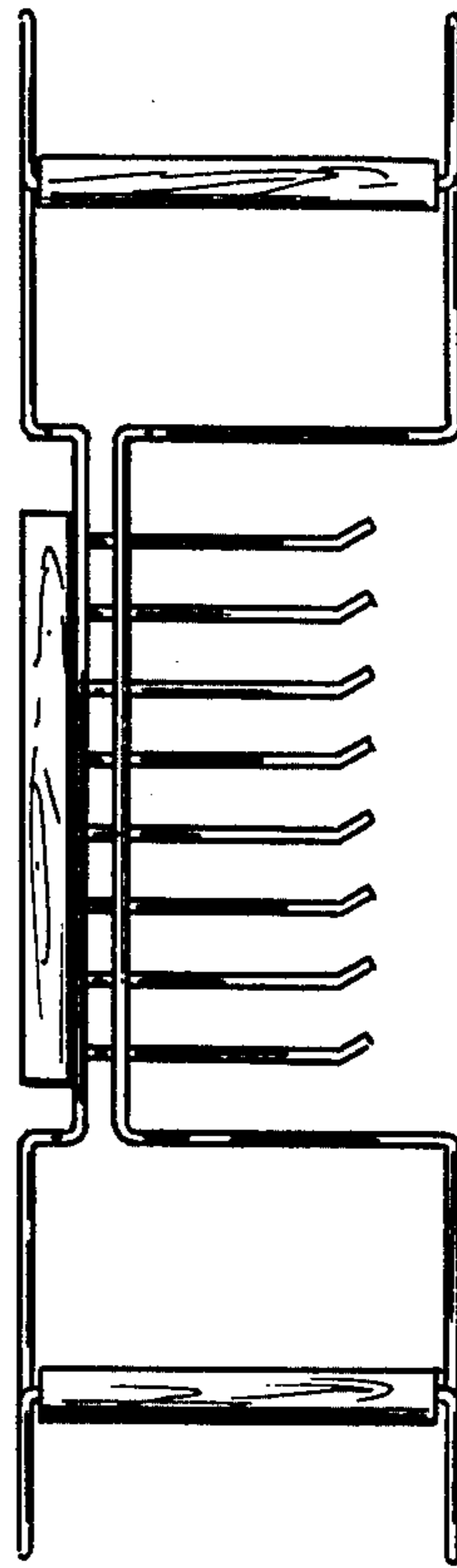


FIG. 2




FIG. 3

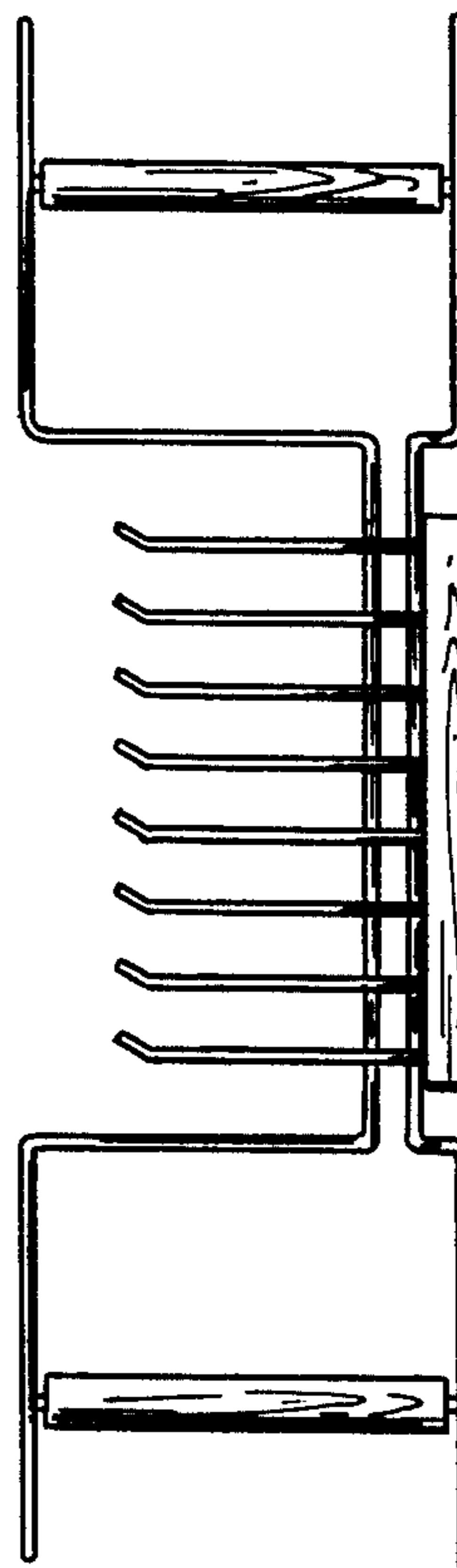


FIG. 4

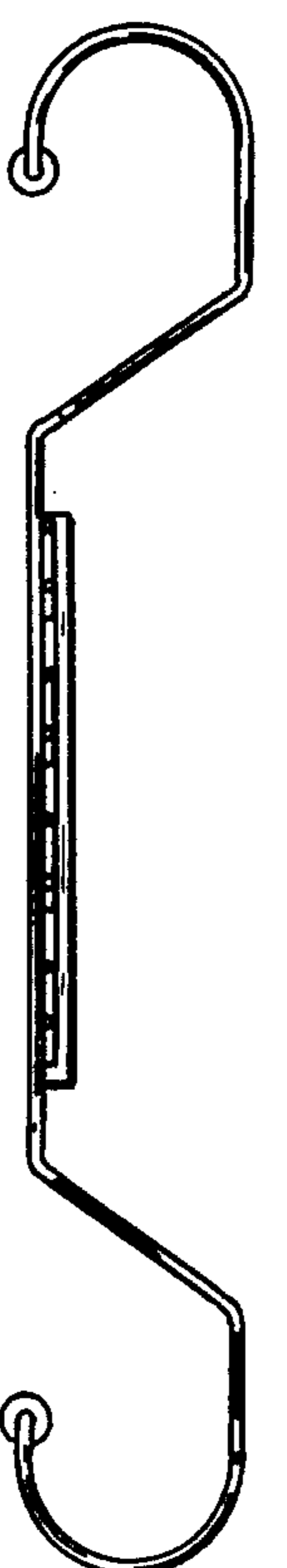


FIG. 5



FIG. 6




FIG. 7