

# United States Patent [19]

Van Deursen

[11] Patent Number: **Des. 275,132**

[45] Date of Patent: **\*\* Aug. 14, 1984**

[54] **RETRACTABLE HAIR CURLING BRUSH OR SIMILAR ARTICLE**

[75] Inventor: **Gary E. Van Deursen**, Upper Saddle River, N.J.

[73] Assignee: **General Electric Company**, New York, N.Y.

[\*\*] Term: **14 Years**

[21] Appl. No.: **346,885**

[22] Filed: **Feb. 8, 1982**

[52] U.S. Cl. .... **D28/35; D28/23**

[58] Field of Search ..... **D28/21-31, D28/35; 132/11 R, 11 A, 37 A, 107, 122, 126, 137, 139, 143, 148-150, 159; 219/222**

[56] **References Cited**

**U.S. PATENT DOCUMENTS**

- |            |        |                    |         |
|------------|--------|--------------------|---------|
| D. 260,692 | 9/1981 | Rakocy et al. .... | D28/35  |
| 4,314,137  | 2/1982 | Dörn .....         | 219/222 |
| 4,329,567  | 5/1982 | Kunz et al. ....   | 219/222 |

- |           |         |             |           |
|-----------|---------|-------------|-----------|
| 4,358,660 | 11/1982 | Andis ..... | 219/222   |
| 4,419,565 | 12/1983 | McGaw ..... | 132/150 X |

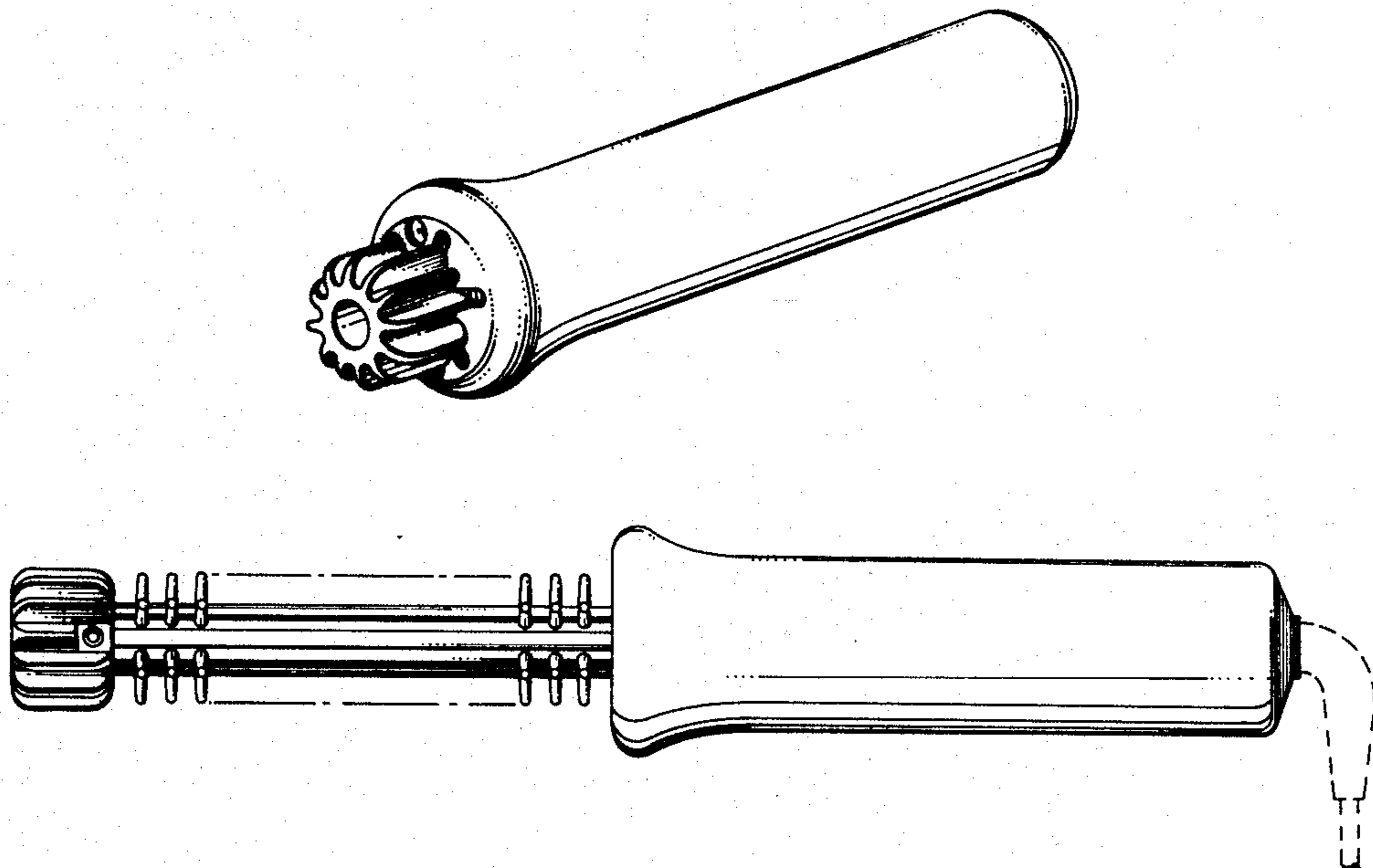
*Primary Examiner*—Louis S. Zarfaz  
*Attorney, Agent, or Firm*—John F. Cullen; George R. Powers; Leonard J. Platt

[57] **CLAIM**

The ornamental design for a retractable hair curling brush or similar article, as shown and described.

**DESCRIPTION**

FIG. 1 is a perspective view of a retractable curling brush or similar article showing my new design; FIG. 2 is a side elevational view thereof, the broken line depiction of a cord being illustrative of environment only; FIG. 3 is a front elevational view thereof; FIG. 4 is a rear elevational view thereof; and FIG. 5 is a side elevational view of the brush in extended position, it being understood that the continuous rows of teeth are indicated partially by dot-dash lines for ease of illustration.



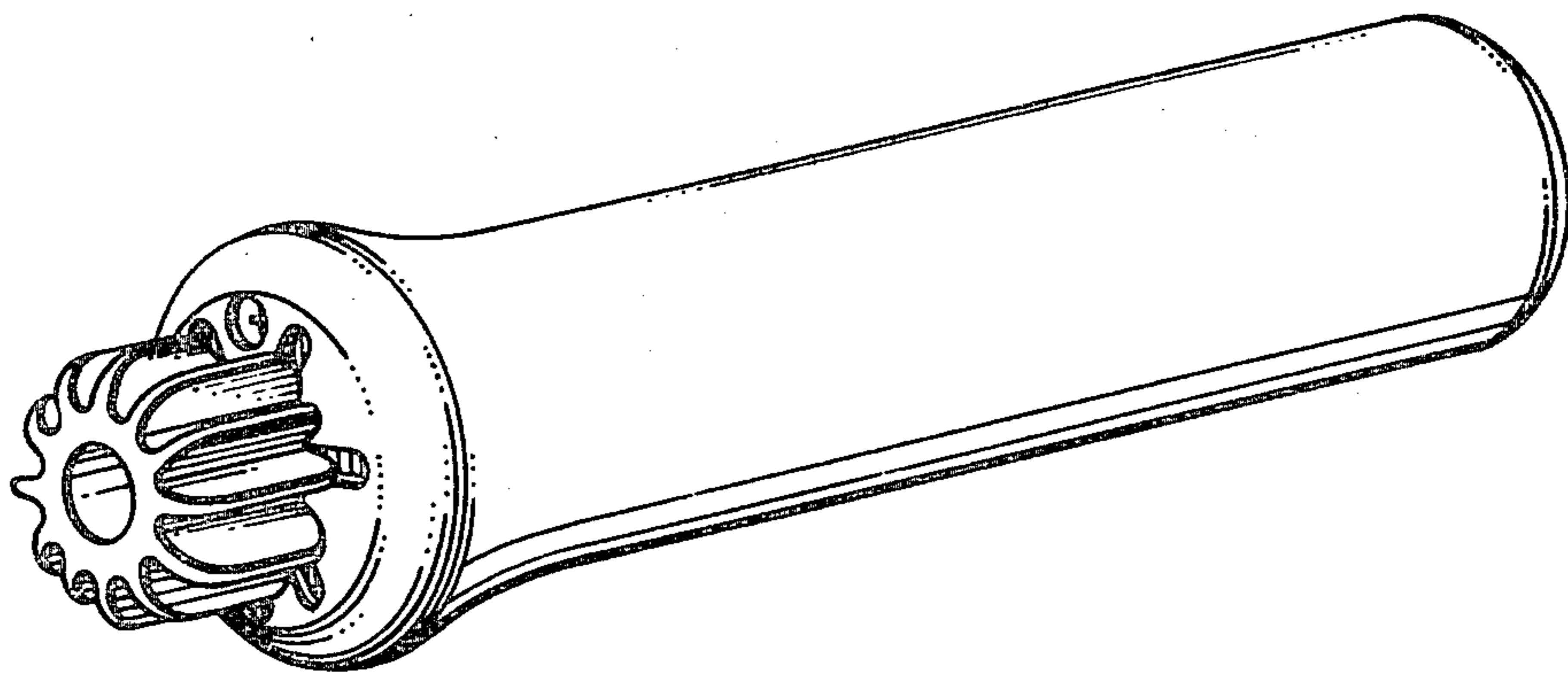


FIG. 1.

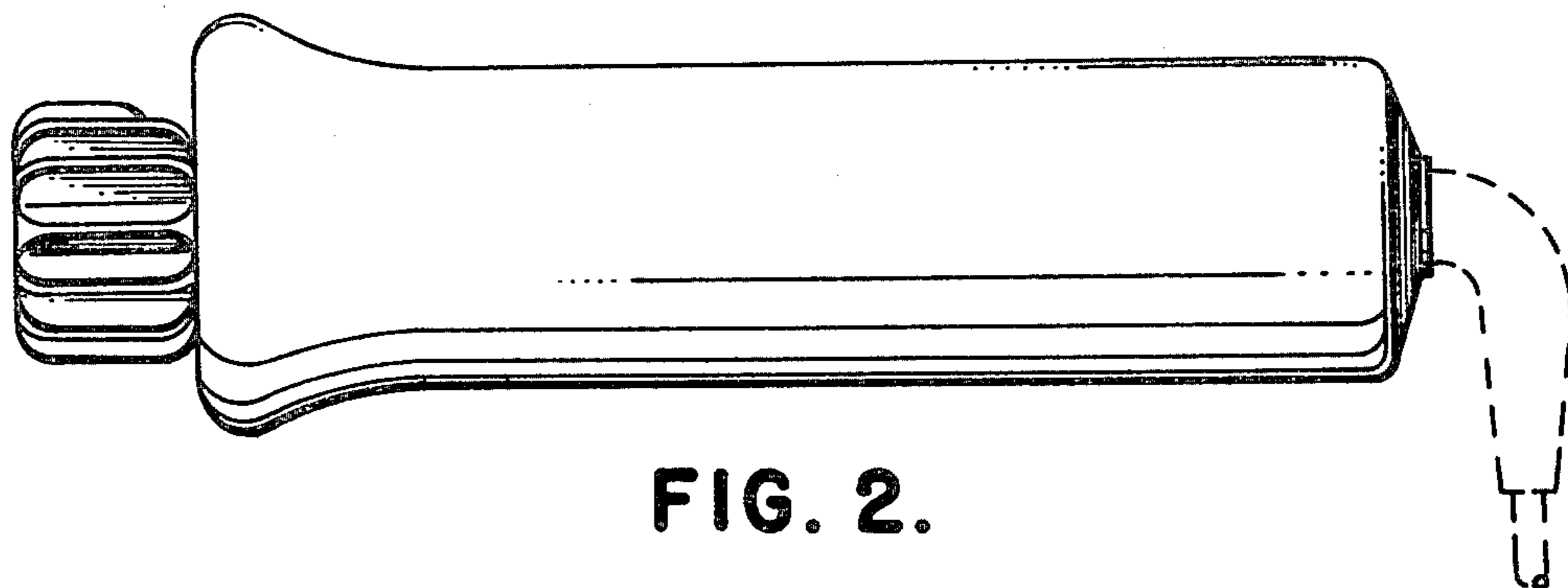


FIG. 2.

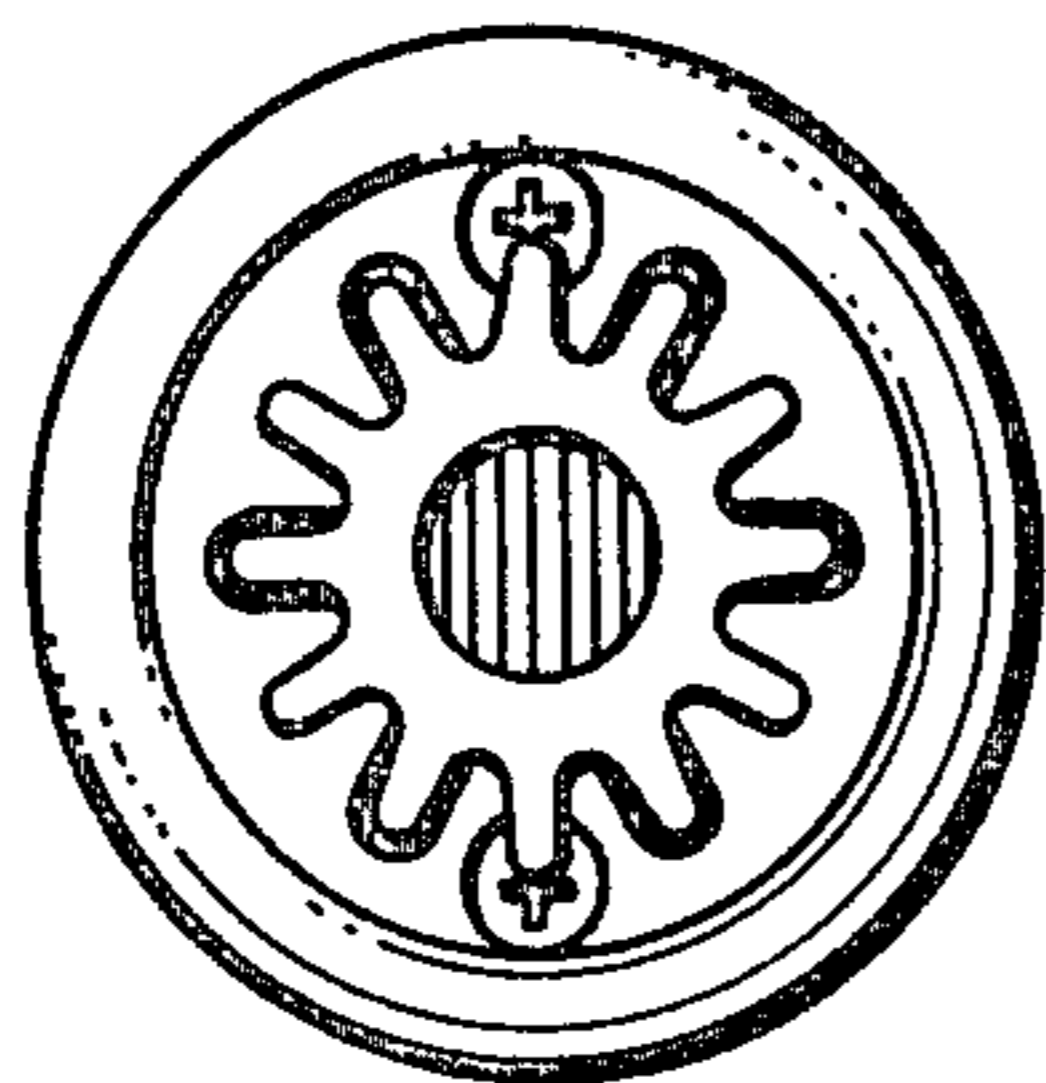


FIG. 3.

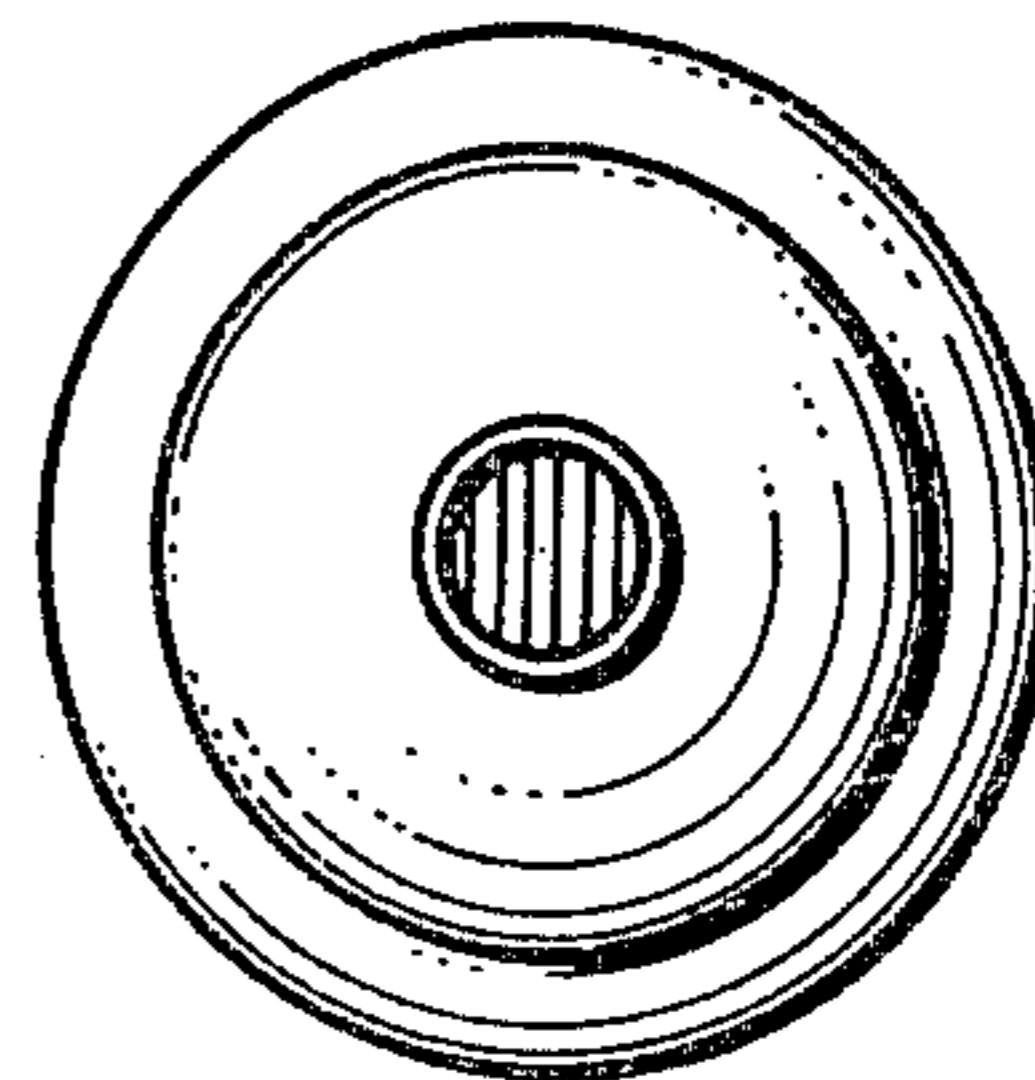


FIG. 4.

FIG. 5.

